



LIBRARIES

UNIVERSITY OF WISCONSIN-MADISON

Wisconsin [men's basketball] 1990-91 media guide. 1990

Madison, Wisconsin: UW Publications, 1990

<https://digital.library.wisc.edu/1711.dl/62X7CYZCX7PUD83>


<http://rightsstatements.org/vocab/InC/1.0/>

The libraries provide public access to a wide range of material, including online exhibits, digitized collections, archival finding aids, our catalog, online articles, and a growing range of materials in many media.


When possible, we provide rights information in catalog records, finding aids, and other metadata that accompanies collections or items. However, it is always the user's obligation to evaluate copyright and rights issues in light of their own use.

WISCONSIN


Badgers





TIM LOCUM



WILLIE SIMMS



PATRICK TOMPKINS



1990-91 Wisconsin Basketball Media Guide

Contents

Quick Facts

- Location**
Madison, WI 53711
- Founded**
1848
- Enrollment**
3,695
- Nickname**
Badgers
- Colors**
Cardinal and White
- Conference**
Big Ten
- Arena (Capacity)**
Wisconsin Fieldhouse (11,886)
- University System President**
Kenneth Shaw
- Chancellor**
Donna E. Shalala
- Athletic Director**
Pat Richter
- Associate Athletic Director—Basketball**
Joel Maturi
- Sports Information Director—Revenue Sports**
Steve Malchow (608) 262-1811 (Home: 238-8199)
- Sports Information Director—Varsity Sports**
Tamara J. Flarup (608) 263-5502 (Home: 238-3650)
- Assistant Director—Men's Basketball**
Gregg Elkin (608) 262-1811 (Home: 273-2014)
- Sports Information Address**
1440 Monroe Street, Madison, WI 53711
- Sports Information Phone Number**
(608) 262-1811
- Sports Information Update Line**
(608) 262-1812
- Sports Information FAX Line**
(608) 263-7849
- UW Basketball Press Row Phone**
(608) 263-2249
- Head Coach**
Steve Yoder
- Wisconsin Record**
200-132 (8 years)
- Career Record**
177-194 (13 years)
- Assistant Coaches**
Ray McCallum, Johnny Williams, Chuck Schramm
- 1989-90 Overall Record**
14-17 (.452)
- 1989-90 Big Ten Record**
4-14 (8th tie)
- Letterwinners Returning/Lost**
8/3
- Starters Returning/Lost**
4/1
- Best Time to Contact Coach Yoder**
Weekdays 9 a.m. to 12 noon (CST)
- Basketball Office Phone**
(608) 262-4597





Table of Contents	1
1990-91 Schedule	2
1990-91 Roster	3
1990-91 Outlook	4-5
Final III Statistics	6
Coaching Staff	
Steve Yoder	8-9
Assistant Coaches	10
Staff/Managers	11
Strength/Conditioning Program	12
Badger Players	
Profiles	14-24
Opponents	
Opponent Information	26-39
Series Records	45
Academic Staff/Band	46
89-90 In Review	
Results	48
Statistics	49
Team Game-by-Game Statistics	50
Individual Game-by-Game Statistics	51
Highs & Lows	52
Big Ten Standings	53
Game Summaries'	54-58
The Record Book	
92 Years of Wisconsin Basketball	60
50th Anniversary—NCAA Champions	61-63
Individual Game Records	64
Individual Season Records	65
Individual Career Records	66
Team Game Records	67
Team Season Records	68
Game Scoring Leaders	69
Career Scoring/Rebounding/Assists Leaders	70
Coaches' Career Records	71
Class Records	71
Last Time	71
Year-by-Year Results	72-80
All-Time Record	81
Series Records	82
Record vs. Conferences	83
Award Winners	84
Letterwinners	85-86
University of Wisconsin—Madison	
Chancellor/University	88
Pat Richter	89
Athletic Department	90
Wisconsin Fieldhouse	91
Fieldhouse Records	92
Sports Information Staff	93
Broadcast Coverage	93
Media Information/Outlets	94
Opponent Publicists	95
Traveling to the Fieldhouse	96

Credits

The 1990-91 Wisconsin Basketball Media Guide was written and edited by Gregg Elkin, Assistant Sports Information Director. Assistance was given by Steve Malchow, Diane Nordstrom, Paula Martin and Sara Allen. Printed by Litho Productions, Madison. Typesetting and production by UW Publications. Photography by Jay Salvo, Greg Anderson, Del Brown, Norman Lenburg, Gary Schulz, Todd Rosenberg and Bob Knickerbocker.

Front Cover:

Tim Locum, Willie Simms and Patrick Tompkins—three of the Badgers' seniors. Cover photo by Del Brown, UW Extension Photo Media Center.

1990-91 Schedule

Day	Date	Opponent	Time
THURSDAY	NOV. 8	UKRAINE NATIONAL TEAM (exhibition)	7:05 p.m.
SUNDAY	NOV. 18	MARATHON OIL (exhibition)	4:05 p.m.
Saturday	Nov. 24	at Oregon	9:35 p.m.
THURSDAY	NOV. 29	SAN FRANCISCO STATE	7:05 p.m.
Saturday	Dec. 1	at Southern Methodist	7:30 p.m.
Tuesday	Dec. 4	at Marquette	7:30 p.m.
SATURDAY	DEC. 8	SOUTHERN INDIANA	3:05 p.m.
TUESDAY	DEC. 11	NEBRASKA	7:05 p.m.
Saturday	Dec. 15	at Butler	1:00 p.m.
SATURDAY	DEC. 22	TEXAS-ARLINGTON	3:05 p.m.
MONDAY	DEC. 31	TENNESSEE TECH	7:05 p.m.
SATURDAY	JAN. 5	PORTLAND	3:05 p.m.
MONDAY	JAN. 7	‡ MINNESOTA (TV)	8:30 p.m.
Thursday	Jan. 10	at Michigan State	6:05 p.m.
Saturday	Jan. 12	at Ohio State	6:05 p.m.
THURSDAY	JAN. 17	‡ IOWA (TV)	6:30 p.m.
SATURDAY	JAN. 19	† MICHIGAN (TV)	2:05 p.m.
Thursday	Jan. 24	‡ at Northwestern (TV)	8:30 p.m.
SATURDAY	JAN. 26	* PURDUE (TV)	4:05 p.m.
Wednesday	Jan. 30	* at Indiana (TV)	6:05 p.m.
Saturday	Feb. 2	† at Illinois (TV)	12:00 p.m.
SATURDAY	FEB. 9	† MICHIGAN STATE (TV)	12:00 p.m.
THURSDAY	FEB. 14	* OHIO STATE (TV)	7:05 p.m.
Saturday	Feb. 16	* at Iowa (TV)	7:05 p.m.
Thursday	Feb. 21	* at Michigan (TV)	6:00 p.m.
SUNDAY	FEB. 24	* NORTHWESTERN (TV)	1:05 p.m.
Thursday	Feb. 28	* at Purdue (TV)	6:05 p.m.
SATURDAY	MARCH 2	† INDIANA (TV)	12:00 p.m.
WEDNESDAY	MARCH 6	* ILLINOIS (TV)	7:05 p.m.
Saturday	March 9	at Minnesota	TBA

All Times Central Standard Time

* Big Ten-Raycom TV Broadcast

† Big Ten-Raycom Regional TV Broadcast

‡ ESPN TV Broadcast

HOME GAMES IN ALL CAPS

NCAA Tournament Sites

1991 First and Second Rounds

East

March 14 & 16
Cole Fieldhouse, College Park, MD
March 15 & 17
Carrier Dome, Syracuse, NY

Southeast

March 14 & 16
Freedom Hall, Louisville, KY
March 15 & 17
The Omni, Atlanta, GA

Midwest

March 14 & 16
Hubert H. Humphrey Metrodome, Minneapolis, MN
March 15 & 17
University of Dayton Arena, Dayton, OH

West

March 14 & 16
Jon M. Huntsman Center, Salt Lake City, UT
March 15 & 17
McKale Center, Tucson, AZ

1991 Regionals

East

March 22 & 24
Meadowlands Arena, East Rutherford, NJ

Southeast

March 21 & 23
Charlotte Coliseum, Charlotte, NC

Midwest

March 22 & 24
Pontiac Silverdome, Pontiac, MI

West

March 21 & 23
Kingdome, Seattle, WA

1991 Final Four

March 30 & April 1

Indiana Hoosier Dome
Indianapolis, IN
Hosts—Butler & MCC

Site of Future Final Fours

April 4 & 6, 1992

Hubert H. Humphrey Metrodome
Minneapolis, MN
Hosts—Minnesota & Big Ten

April 3 & 5, 1993

Louisiana Superdome, New Orleans, LA

1990-91 ROSTER

Numerical

No.	Name	Pos.	Ht.	Wt.	Yr/Exp	Hometown/Previous School
3	Jason Johnsen	G	6-3	192	Fr/RS	New Hope, MN/Armstrong
4	Larry Hisle	G	6-5	208	So/1L	Mequon, WI/Homestead
10	Billy Douglass	G	6-5	198	Jr/2L	Lake Forest, IL/Lake Forest
12	Brian Good	G	6-1	180	Jr/2L	Rossville, IN/Rossville
20	Kass Weaver	G	6-3	173	Fr/HS	Olympia Fields, IL/Rich Central
21	Jay Peters	G	6-2	187	Jr/TR	Janesville, WI/Craig/Ripon College
23	Willie Simms	F/G	6-6	210	Sr/2L	Pontiac, MI/Central
32	Carlton McGee	F	6-7	202	Fr/RS	Milwaukee, WI/South
33	Louis Ely	F	6-7	192	So/1V	Harvey, IL/Thornton Township
34	Howard Moore	F	6-7	191	Fr/HS	Chicago, IL/Taft
40	John Ellenson	F	6-7	204	Sr/2L	Menomonie, WI/Menomonie/Marquette Univ.
41	Damon Harrell	F	6-9	215	So/1L	Madison, WI/West
43	Patrick Tompkins	F	6-6	255	Sr/3L	Waukegan, IL/East
44	Tim Locum	G	6-4	172	Sr/3L	Flora, IL/Flora
52	Grant Johnson	C	7-0	236	Fr/RS	Plymouth, MN/Armstrong

Alphabetical

No.	Name	Pos.	Ht.	Wt.	Yr/Exp	Hometown/Previous School
10	Billy Douglass	G	6-5	198	Jr/2L	Lake Forest, IL/Lake Forest
40	John Ellenson	F	6-7	204	Sr/2L	Menomonie, WI/Menomonie/Marquette Univ.
33	Louis Ely	F	6-7	192	So/1V	Harvey, IL/Thornton Township
12	Brian Good	G	6-1	180	Jr/2L	Rossville, IN/Rossville
41	Damon Harrell	F	6-9	215	So/1L	Madison, WI/West
4	Larry Hisle	G	6-5	208	So/1L	Mequon, WI/Homestead
3	Jason Johnsen	G	6-3	192	Fr/RS	New Hope, MN/Armstrong
52	Grant Johnson	C	7-0	236	Fr/RS	Plymouth, MN/Armstrong
44	Tim Locum	G	6-4	172	Sr/3L	Flora, IL/Flora
32	Carlton McGee	F	6-7	202	Fr/RS	Milwaukee, WI/South
34	Howard Moore	F	6-7	191	Fr/HS	Chicago, IL/Taft
21	Jay Peters	G	6-2	187	Jr/TR	Janesville, WI/Craig/Ripon College
23	Willie Simms	F/G	6-6	210	Sr/2L	Pontiac, MI/Central
43	Patrick Tompkins	F	6-6	255	Sr/3L	Waukegan, IL/East
20	Kass Weaver	G	6-3	173	Fr/HS	Olympia Fields, IL/Rich Central


BADGERS AT A GLANCE

PLAYER	1989-90 Status	PPG	RPG	APG
Douglass	31 games/17 starts	2.8	1.3	2.1
Ellenson	30 games/ 6 starts	1.9	1.9	1.3
Ely	Prop. 48	—	—	—
Good	30 games/ 5 starts	5.7	0.7	1.2
Harrell	19 games/ 0 starts	1.1	1.0	0.2
Hisle	31 games/12 starts	4.5	1.4	1.1
J. Johnsen	redshirt	—	—	—
G. Johnson	redshirt	—	—	—
Locum	30 games/19 starts	9.8	2.3	2.2
McGee	redshirt	—	—	—
Moore	high school	14.0	9.0	—
Peters	transfer	—	—	—
Simms	30 games/30 starts	13.3	4.8	3.2
Tompkins	28 games/19 starts	6.6	6.4	1.1
Weaver	high school	15.6	6.0	4.0

SQUAD BREAKDOWN

Letterman Returning/Lost: 8/3
 Starters Returning/Lost: 4/1
 Redshirts Returning: 3
 Prop 48 Returnees: 1
 Newcomers: 2
 Seniors: 4
 Juniors: 3
 Sophomores: 3
 Freshmen: 5

1990-91 OUTLOOK



Willie Simms is the Badgers' top returning scorer.

As every new season begins, there is always optimism amongst coaches, players and staff members. With the start of the 1990-91 basketball season at the University of Wisconsin, ninth-year Coach Steve Yoder's optimism could very well become a reality.

"I feel good about the mix of this team," said Yoder. "We have five upperclassmen returning plus a solid cast of newcomers. When you have that situation, chances for success are very good."

The upperclassmen Yoder speaks of are seniors Tim Locum, Willie Simms, Patrick Tompkins and John Ellenson, and fourth-year junior Billy Douglass. Yoder will look to that quintet for experience and leadership on a team which includes seven first-year players.

Only one starter is gone from last year's 14-17 campaign. But the player is Wisconsin's all-time career scoring leader Danny Jones. The 6-6 inside player averaged 17.7 points and 4.5 rebounds to earn second team all-Big Ten honors.

"It's always tough to replace a good player," said Yoder. "The challenge for this team is adjusting to play without Danny." Frequently, the Badgers set-up offense keyed around Jones last season. Yoder believes the Badgers may be more of a running threat in 1990-91 because of better athletic ability.

Small forward Willie Simms (13.3 ppg, 4.8 rpg) is the top returning scorer. Simms played 30 games a year ago and led the team with 97 assists. "Willie is as good as anyone going to the basket," said Yoder. Simms tied for the team lead in steals with 33.

Simms brings an added dimension to the squad as a point forward. "He is a great ball-handler," said Yoder, "and that gives us some different looks."

A pair of 6-7 forwards—Carlton McGee and Louis Ely are a couple of first-year players challenging for frontcourt time. McGee is a redshirt freshman "who is going to have to play a lot for us this season," said Yoder. "He's quick and agile."

Ely was academically ineligible as a freshman and stayed in Madison over the summer to improve his strength and work on his game. "I was impressed with the commitment Louis gave over the summer," said Yoder. "I expect some of his hard work to show off this season."

At the low post positions, senior Patrick Tompkins (6.6 ppg, 6.4 rpg) is the leading returnee. Tompkins, who hit a game-winning shot at the buzzer vs Minnesota on ESPN, is one of the strongest players in the Big Ten. The 6-6 Tompkins has good quickness and leaping ability for a 240 pounder. Effective around the basket, Tompkins was 10th in conference rebounding last season.

Senior forward John Ellenson averaged around two points a game in limited action. The 6-9

Ellenson is an excellent defensive player.

Another frontcourt player is 6-9 sophomore Damon Harrell, who played in just 19 games as a rookie. Freshman Grant Johnson, a seven footer, is much-improved big man after a redshirt season. Howard Moore (6-7, 195), a freshman from Chicago provides depth in the frontcourt.


The top returnee in the backcourt is senior sharp shooter Tim Locum (9.8 ppg, 4.8 rpg). The 6-5 Locum is the top returning three point shooter in the conference after hitting 47 percent of his attempts. "Tim can hit from anywhere on the court," said Yoder. "We're going to look to him for scoring punch from the perimeter this season."

Challenging for the starting point guard slot are junior Billy Douglass (2.8 ppg, 1.3 rpg) and sophomore Larry Hisle (4.5 ppg, 1.4 rpg).


Douglass is a heady player according to Yoder. "I want my lead guard to be a player who can think on the court," Yoder said. "Billy must recognize situations and respond correctly. He can do that."



Steve Yoder begins his ninth year at Wisconsin.



Sophomore Larry Hisle should see time at both guard spots this season.



Senior Patrick Tompkins will add muscle under the boards.

Hisle, at 6-5, can play three positions. The son of former major league baseball player Larry Hisle, Sr., needs to improve on his outside shooting. Junior Brian Good, a solid reserve, led the Big Ten in free throw shooting (90.5 percent) last year. Yoder likes his versatility in the backcourt because three first-year players—Jason Johnsen (6-3), Jay Peters (6-2) and freshman Kass Weaver (6-3)—provide depth at both guard positions.

Peters, a transfer from Ripon College, was his team's leading scorer as a freshman. "Weaver can be a big plus for us," said Yoder. "I want to be able to use him this season."

In the past, the Badgers have relied on their inside game. This season the Badgers look to run more and use the perimeter game.

"We want to create things on the defensive end to get more opportunities on offense," said Yoder. "This year we should be more up-tempo and look for the 15-20 foot shot."

Yoder is counting on continued improvement from his young backcourt shooters. "Our perimeter players last season, with the exception of Locum, were inexperienced," said Yoder. "This year, those players have the self-confidence and experience to do a better job."

Another area of concern is the team's free throw shooting. The Badgers shot a disappointing 65 percent from the charity stripe in 1989-90. For a team that lost nine games by a total of 20 points and seven Big Ten games by 16 points, that is a horrifying stat for a head coach.

The key to any good running team is its defense.




Tim Locum will be looked toward to add scoring punch from the outside.

Last season the Badgers allowed 64.7 points per game to lead the Big Ten. "We're going to gamble more on defense," said Yoder, "but that will require the players to use better judgement. That style should lead to more opportunities at the offensive end!"

The non-conference schedule is highlighted by road games at Oregon, SMU and Marquette and a home contest against Nebraska. The Badgers' Big Ten slate opens at home vs Minnesota on January 7.

"We have good chemistry on this team," said Yoder. "You need a strong group of seniors to win in the Big Ten, and we have that. If one of our newcomers can have an impact we could be very good."

With that kind of mixture there is reason to believe Yoder's optimism can turn into reality.



Senior John Ellenson provides help in the frontcourt.

Basketball Statistics—Final III

At courtside during Wisconsin basketball games is the Final III basketball statistics program. A valuable tool, the program has been in use since the 1986-87 season.

The system, which was purchased by the Badger Basketball Boosters and donated to the University, has proved invaluable for the coaches, sports information departments and the media.

Using light pens, and shot and information screens, statistics are "penned" in as the game progresses. The data collected is automatically computed for halftime and final box scores.




The system's forte is the analyses it performs. It provides in-depth coaching analyses such as player combination effectiveness, turnover analyses and shot analyses by distance and angle. Data, input via game film, provides opportunities to scout opponents and perform post-game analyses of away games.

During game time, Final III provides accumulation and analyses of data. Coaches, sports information staff and the media can access the system during game time.

The Final III system also provides complete player and team history files and formats this information into several forms, including direct telecommunication to news outlets. The system immediately updates single game, season and career statistics for the players and the team.

The only Big Ten school with such a sophisticated statistics program, Wisconsin has received recognition for its innovative approach to basketball.

Computers can't win basketball games, but the information processed by this valuable tool should help provide Badger teams with the state-of-the-art information they need for improvement and a winning edge.



Billy Douglass

Brian Good

Coaching Staff



Wisconsin head coach Steve Yoder
gave head coaching and his ninth
Last season Yoder received a
the Badgers to a 14-17 record. In
Northwestern, Yoder became the
to win 100 games.
With a career record at Wisconsin
third on the school's all-time list
coached from 1980-88.
in 1988-89, Yoder led the Badgers
appearance since the 1940-41 season
during the regular season, the Badgers
they went 1-1 giving them a 2-2 record.
The 18 victories was the most
team in 1940-41 went 20-5. In 1941-42
school history has won that many
20-1.
For his efforts, Yoder was named
by the National Association of
awards included Midwest Coach
and spokesman of the Year. Yoder
was runner-up in the Big Ten Coach
Yoder has always been known
within the Big Ten. Following the
outside the conference began to
For the past several seasons
the corner to become a winning

Head Coach Steve Yoder



Wisconsin head coach Steve Yoder enters his 14th season of collegiate head coaching and his ninth at the helm of the Badgers.

Last season Yoder reached a coaching milestone while guiding the Badgers to a 14-17 record. With a 65-50 victory against Northwestern, Yoder became the fourth coach in Wisconsin history to win 100 games.

With a career record at Wisconsin of 100-132, Yoder is tied for third on the school's all-time coaching list with John Erickson who coached from 1960-68.

In 1988-89, Yoder led the Badgers to their first postseason appearance since the 1946-47 season. Posting a 17-11 record during the regular season, the Badgers played in the NIT where they went 1-1 giving them an 18-12 record for the season.

The 18 victories was the most since the national championship team of 1940-41 went 20-3. In fact, only one other team in school history has won that many games—the 1916 team that was 20-1.

For his efforts, Yoder was named Kodak District XI Coach of the Year by the National Association of Basketball Coaches. Other awards included Midwest Coach of the Year by Basketball Times and Sportsman of the Year by the Madison Pen & Mike Club. He was runner up in the Big Ten Coach of the Year voting.

Yoder has always been known for his tough, competitive teams within the Big Ten. Following the historic 1988-89 season, others outside the conference began to take note as well.

"For the past several seasons, Wisconsin came close to turning the corner to become a winning team," said Dave Bones, a staff

writer at the Basketball Times. "The heartbreaking losses of earlier years turned into victories. Yoder's fighting spirit and coaching savvy showed nice guys can and do win."

During his tenure in Madison, Yoder has coached some of the finest players ever to don the Badger uniform

Perhaps best known is Danny Jones, who ended his career last season as the school's all-time leading scorer. Rick Olson and Trent Jackson, another pair in the top five on the all-time scoring list, also played for Yoder. Mike Heineman ended his career as the all-time leader in assists.

Yoder came to Wisconsin in 1982 from Ball State where he compiled a five-year record of 77-62. He was named the Mid-American Coach of the Year in 1980-81 and 1981-82. His 1980-81 Ball State team shared the MAC title and gained an NCAA tournament berth by winning the conference's post-season tournament.

Yoder began his coaching career at Plymouth (Ind.) High School in 1967. During the next six seasons, Yoder's teams won three conference titles, three sectional crowns and a pair of regional titles. Two of his teams finished in the final top ten in the state rankings.


He was named Indiana's District I Coach of the Year in 1973 and then accepted a job as an assistant coach at Furman University. He returned to Indiana in 1975 as head coach at Mishawaka's Penn High School. In 1976, Yoder became an assistant coach at Ball State and a year later became the head coach at the school.

A native of Plymouth, Ind., Yoder is a 1958 graduate of Plymouth High School. He attended Illinois Wesleyan University on a basketball and baseball scholarship and earned his degree in 1962. He earned a master's degree from St. Francis College in Fort Wayne, Indiana in 1970.





Yoder won his 100th game at Wisconsin last year.




Yoder led the Badgers to the postseason for the first time in over 40 years in 1989-90.

Yoder's Career Record

Year	School	Won	Lost	Pct.	Won	Lost	Pct.
1977-78	Ball State	10	15	.400	6	10	.375
1978-79	Ball State	16	11	.593	9	7	.563
1979-80	Ball State	14	15	.483	7	9	.438
1980-81	Ball State	20	10	.667	10	6	.625
1981-82	Ball State	17	11	.607	12	4	.750
Overall (5 Years)		77	62	.554	44	36	.550
1982-83	Wisconsin	8	20	.286	3	15	.167
1983-84	Wisconsin	8	20	.286	4	14	.222
1984-85	Wisconsin	14	14	.500	5	13	.278
1985-86	Wisconsin	12	16	.429	4	14	.222
1986-87	Wisconsin	14	17	.452	4	14	.222
1987-88	Wisconsin	12	16	.429	6	12	.333
1988-89	Wisconsin	18	12	.600	8	10	.444
1989-90	Wisconsin	14	17	.452	4	14	.222
Overall (8 Years)		100	132	.431	38	106	.264
Career (13 Years)		177	194	.477			

Assistant Coaches



Ray McCallum

Ray McCallum begins his seventh year at Wisconsin. His responsibilities include recruiting, scouting and coaching the perimeter players.


He came to Wisconsin after serving as a graduate assistant coach at Ball State during the 1983-84 season.

McCallum is the all-time leading scorer in Ball State history where he played for his current boss, Steve Yoder, for three seasons. A three-time first team all-Mid-American Conference selection, he earned the MAC's Most Valuable Player award his senior year. He played in the 1981 NCAA Tournament after the Cardinals won the MAC Tournament.

The 5-9 guard was awarded the 1983 Francis Pomeroy Naismith Basketball Hall of Fame Award for the nation's outstanding collegiate basketball player under six feet.

McCallum was drafted in 1983 by the Indiana Pacers.

The 29-year-old McCallum earned a bachelor's degree in industrial technology from Ball State in 1984. A native of Muncie, Ind., Ray and his wife, Wendy, are the parents of a daughter, Brittany Rae.



Johnny Williams

Johnny Williams begins his second season with the Badgers. His responsibilities include on-floor coaching, recruiting, scouting and coaching the inside players.


The 31-year-old Williams came to Wisconsin after serving as the head coach at Earlham College in Richmond, Ind., for four years. Prior to that, he was an assistant at Ball State for three seasons.

Williams was a three-year starter at Ball State where he played for Steve Yoder. A teammate of Badger coach Ray McCallum, Williams was a member of the school's 1980-81 team that shared the Mid-American Conference title with three other schools and gained an NCAA tournament berth by winning the conference's post-season tournament.

He captained Ball State's 1981-82 team which won the MAC championship with a 12-4 record before losing to Northern Illinois in the conference's post season tournament.

Williams earned a bachelor's degree in physical education from Ball State in 1982 and his master's degree in physical education from Ball State in 1985.

Johnny and his wife, Damita, have a child, Nicholas, who was born in August, 1990.



Chuck Schramm

Chuck Schramm begins his second year with the Badgers. His responsibilities include on-floor coaching, scouting, directing the Badgers' summer camps and coaching the perimeter players. He also serves as the executive director of the Badger Basketball Booster Club.


The 32-year-old Schramm came to Wisconsin after serving as the head coach at Rockford (Ill.) College for two seasons. At Rockford, he became one of the most active camp motivational speakers in the Midwest.

Prior to that, he was an assistant at Gannon College in Erie, Penn. for two seasons beginning in 1985-86 when Gannon was ranked seventh in the country in Division II and played in the NCAA Division II tournament. A year later, Gannon made it to the NCAA Division II finals, losing the title game to Kentucky Wesleyan.

At Gannon, Schramm earned his master's degree in higher education counseling in 1987. He earned his bachelor of science degree from Northern Illinois in 1981 in physical education.

Schramm was a part-time assistant coach for Northern Illinois' only NCAA tournament team in 1981-82. He then coached high school basketball, baseball and golf for three years before returning to the college ranks.

He and his wife, Jaci, live in Madison.



Basketball Trainer

Andy Winterstein


Andy Winterstein begins his fifth season with the Wisconsin training staff. A certified member of the National Athletic Trainers Association (NATA), he is the head basketball trainer for the Badgers. He also is the team's travel coordinator.

A native of Phoenix, Ariz., he earned his bachelor of science degree in secondary education from Arizona in 1984. At Arizona, he served as a student trainer for four years.

He has worked in the Houston Astros baseball organization as a trainer for three seasons in the New York-Penn League and for one season in the South Atlantic League.

He earned his master of science degree in physical education with an emphasis in applied physiology and athletic training from Oregon in 1986. He is currently working on a doctorate in educational administration.

Andy's wife Barb is a secretary in the academic and student support department.



Strength & Conditioning Coach

John Dettman


Serving as the strength and conditioning coach for the Wisconsin basketball program is John Dettman.

A four-year letterman in football at UW-Oshkosh, he was an all-conference, all-district and honorable mention all-America selection. He was named the team's most valuable player after setting records for career receptions and yards, and single season receptions, yards and touchdowns. In 1982, he signed as a free agent with the Green Bay Packers. Dettman was also named the school's scholar athlete of the year as a senior.


A 30-year-old native of Algoma, Wis., he earned his bachelor of science degree in corporate fitness from Oshkosh in 1983. As a prepster at Algoma High School, he earned nine varsity letters in football, basketball and track.

Dettman is single and enjoys hunting and fishing in his spare time.

Senior Managers



Scott Flanagan
Senior Student Manager



John Weiss
Senior Student Manager

BADGER STRENGTH AND CONDITIONING PROGRAM

New training system features constant movement, workouts mirror game conditions

By Dennis Chaptman
of the *Milwaukee Journal*
Reprinted with permission

A new training program tailored to game conditions is being used by the University of Wisconsin basketball team.

"Some coaches just have their kids run sprints and say they're in condition. What we're aiming at is a sport-specific program," said Chuck Schramm, an assistant basketball coach.

Schramm and John Dettman, the first-year basketball assistant strength coach who came to Wisconsin on Barry Alvarez' football training staff, assembled the program. The new workouts mix agility drills and sprints in a framework that mimics game conditions right down to TV timeouts.

"The players seem to like it because it makes sense to them. If you send them running cross country, they'll say, 'I didn't come here to be a cross country runner,'" Schramm said.

Schramm and Dettman broke down Big Ten game films and statistics and determined that there are three possession changes in an average 40-second period.

Therefore, the conditioning calls for three full-court sprints every 40 seconds.

Between sprints, the players work on numerous agility drills that range from lateral movements to skipping. The movements change with each set of sprints.

The conditioning takes into account stoppages in the game for fouls, turnovers, and television timeouts.

Periodically, there is a 15- or 30-second pause representing a foul situation or an inbounds pass.

Since there is a TV timeout every 4 minutes in Big Ten games, the players are allowed to rest for 1 minute or 75 seconds every 4 minutes.

The game-specific conditioning was a concept applied to football during summer conditioning, said Dettman.

Football players ran sprints of varying lengths corresponding to the number of plays in a game.

By the end of the summer, the players were sprinting the equivalent of five quarters of football.

"The bottom line is that if you want to do the best in preparing the athlete, you have to be as specific as possible with regard to game conditions," said Dettman.


The players have responded well to the new approach, said Dettman.

"They see some sense to the madness," he said. "There's reasoning behind it. When we call timeout, they even huddle as a team and encourage each other to do well on the next set of sprints."

Said Schramm: "Half of our agility drills focus on changing direction because we feel that is the most important motor skill in basketball. The ability to change direction allows you to deceive."



The Badgers work on their plyometrics.



The Badgers lift weights in the spacious Wisconsin weight room.

The conditioning program also involves weight lifting and plyometrics, drills aimed at improving leaping and bounding skills, said Dettman.

Plyometrics involves jumping on boxes of varying heights. Dettman said even Grant Johnson, a 7-foot 1-inch sophomore, is able to jump on the 46-inch box.

"There are some great leapers on this team," said Dettman.

Although National Collegiate Athletic Association rules bar players from using a basketball in training prior to the opening of basketball practice, the new conditioning program had players using 8-pound medicine balls during some drills, said Dettman.

The program also incorporates what Schramm calls "gut-check runs." Those involve a long-distance run followed by 15 minutes of running stairs in Camp

Randall Stadium.

"We do a potpourri of things that tend to hurt; things to make them realize they can still perform when they're tired," Schramm said.

As the Badgers prepared for the 1990-91 campaign, it was evident that last spring's seven-week training session yielded impressive gains.


Dettman said during that period, the average bench press increased by 28.1 pounds and forward Carlton McGee boosted his bench press by 60 pounds.

Dettman said the game-specific approach is new to basketball, which has traditionally relied on wind sprints and weight lifting.

"Generally, I'm not sure there has been much time spent on basketball conditioning as in football, and we're trying to change that," Dettman said.

Badger Players

Player	Year	PTS	REB	AST	STL	BLK	PCT
...
...
...




1982-83 Season: Awarded in 1981

...

10 BILLY DOUGLASS

Guard, 6-5, 195, Junior
Lake Forest, Ill. (Lake Forest)



Career Statistics

Year	G-GS	FG	FGA	PCT	3PT	3PTA	PCT	FT	FTA	PCT	REB	AVE	A	S	PF	PTS	AVE
1988-89	14- 0	3	8	.375	0	1	.000	0	6	.000	8	0.6	5	2	5	6	0.4
1989-90	31-17	32	72	.444	9	19	.474	13	18	.722	41	1.3	65	17	49	86	2.8
Totals	45-17	35	80	.428	9	20	.450	13	24	.542	49	1.1	70	19	54	92	2.1

Big Ten Statistics

YEAR	G-GS	FG	FGA	PCT	3PT	3PTA	PCT	FT	FTA	PCT	REB	AVE	A	S	PF	PTS	AVE
1988-89	8- 0	2	4	.500	0	1	.000	0	4	.000	3	0.4	1	2	3	4	0.5
1989-90	18- 7	20	41	.488	6	13	.462	6	8	.750	16	0.9	29	9	31	52	2.9
Totals	26- 7	22	45	.489	6	14	.429	6	12	.500	19	0.8	30	11	34	56	2.3

Career Highs


Points: 10, vs. Gonzaga, 12/1/89
Rebounds: 6, vs. Manhattan, 12/29/89
Assists: 6, vs. Manhattan, 12/29/89

1989-90 Season: Appeared in 31 games, tying a school record . . . started 17 games including the last six of the season . . . during last six games averaged six points per contest . . . averaged 2.8 points, 1.3 rebounds and 2.1 assists per game over all . . . scored a career-high 10 points against Gonzaga and Indiana . . . registered a career-high six rebounds and six assists against Manhattan . . . made a career-best four steals in only nine minutes at Iowa . . . named to the Academic All-Big Ten team.

1988-89 Season: Appeared in 14 games scoring six points . . . played in eight Big Ten contests, including three of final four games . . . suffered a severe ankle sprain before fall practice and was hampered during the first semester . . . played career-high 11 minutes against Denver . . . scored season-high four points and grabbed one rebound at Indiana . . . dished out season-high two assists in NIT game against St. Louis. **1987-88 Season:** Redshirted due to a knee injury.

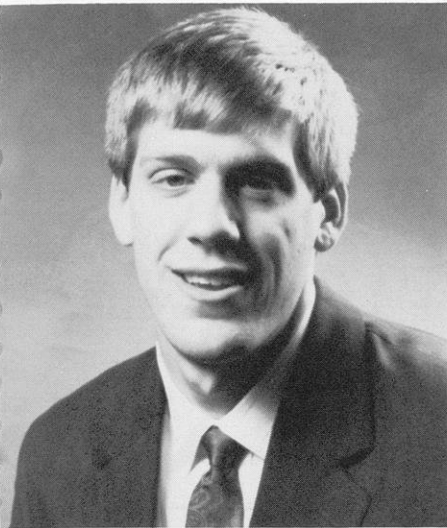
High School: Three-year starter . . . nominated for McDonald's all-America team as a senior . . . member of all-area Chicago suburban team . . . North Suburban Conference Player of the Year in his junior season . . . averaged 17.2 points, 10.1 assists, 5.3 rebounds and 4.0 steals per game . . . lettered in football . . . earned all-county and all-conference honors at defensive back in 1986 . . . a 1988 Illinois state scholar . . . high school coach was Tom Myers.

Personal: Born 3/19/69 in South Bend, Indiana . . . parents are Robert and Carol Douglass . . . enrolled in pre-business program



40 JOHN ELLENSON

Forward, 6-7, 210, Senior
Menomonie, Wis. (Marquette Univ.)



Career Statistics

YEAR	G-GS	FG	FGA	PCT	3PT	3PTA	PCT	FT	FTA	PCT	REB	AVE	A	S	PF	PTS	AVE
*1986-87	22- 0	9	20	.450	0	0	.000	7	10	.700	17	0.8	4	1	20	25	1.1
1988-89	9- 0	4	8	.500	2	2	1.000	1	2	.500	9	1.0	4	1	8	11	1.2
1989-90	30- 6	26	54	.481	1	2	.500	5	17	.294	57	1.9	39	12	32	58	1.9
Totals	61- 6	39	82	.476	3	4	.750	13	29	.448	83	1.4	47	14	60	94	1.5

* at Marquette

Big Ten Statistics

YEAR	G-GS	FG	FGA	PCT	3PT	EPTA	PCT	FT	FTA	PCT	REB	AVE	A	S	PF	PTS	AVE
1988-89	8-0	4	8	.500	2	2	1.00	1	2	.500	8	1.0	4	1	6	11	1.4
1989-90	17-3	9	21	.429	1	2	.500	2	8	.250	24	1.4	17	11	16	21	1.2
Totals	25- 3	13	29	.448	3	4	.750	3	10	.300	32	1.3	21	12	24	32	1.3


UW Career Highs

Points: 9, vs Iowa, 1/26/89
Rebounds: 6, vs Georgia, 12/28/89; Manhattan, 12/29/89
Assists: 6, vs Manhattan, 12/29/89

1989-90 Season: Appeared in 30 games averaging 1.9 points and 1.9 rebounds per game . . . scored season-high eight points against Western Illinois and Georgia . . . played 39 minutes in the Georgia game . . . registered a career-high six rebounds against Georgia and Manhattan . . . tallied six assists against Manhattan to set a career-high . . . in his six starts he averaged 4.3 rebounds per game . . . posted Big Ten season-highs of six points and five rebounds against Michigan. **1988-89 Season:** Played second semester after transferring from Marquette . . . scored career-high nine points, grabbed five rebounds and made both three-point attempts in 29 minutes against Iowa. **1987-88 Season:** Transferred from Marquette at the semester break. **1986-87 Season:** Played in 22 games for Marquette . . . averaged 1.1 points and 0.8 rebounds . . . season-high six points against Fordham and four rebounds at Loyola Marymount . . . blocked four shots . . . scored four points against Wisconsin.


High School: Averaged 25.1 points and 11.1 rebounds his senior year at Menomonie . . . led team to a berth in the state tournament . . . scored 40 points, grabbed 10 rebounds and blocked 10 shots in sectional final against Wausau East . . . a three-year starter, he captained the team his senior season . . . earned all-state honors in 1986 . . . earned conference MVP honors his junior and senior seasons . . . averaged 23.7 points and 9.4 rebounds during his junior year . . . earned four letters in track . . . earned all-conference honors in the high jump in 1985 and 1986 . . . was the conference's 1986 MVP in track . . . high school coach was Steve Schrantz.

Personal: Born 8/28/68 in Eau Claire, Wis., . . . parents are James and Elaine Ellenson . . . majoring in art . . . plans to pursue a career as an elementary school teacher.



12 BRIAN GOOD

Guard, 6-1, 180, Junior
Rossville, Ind. (Rossville)



Career Statistics

YEAR	G-GS	FG	FGA	PCT	3PT	3PTA	PCT	FT	FTA	PCT	REB	AVE	A	S	PF	PTS	AVE
1988-89	9- 0	3	12	.250	3	5	.600	6	7	.857	2	0.2	1	1	1	15	1.7
1989-90	30- 5	41	111	.369	31	81	.383	57	63	.905	21	0.7	37	12	35	170	5.7
Totals	39- 5	44	123	.358	34	86	.395	63	70	.900	23	0.6	38	13	36	185	4.6

Big Ten Statistics

YEAR	G-GS	FG	FGA	PCT	3PT	3PTA	PCT	FT	FTA	PCT	REB	AVE	A	S	PF	PTS	AVE
1988-89	1- 0	0	0	.000	0	0	.000	0	0	.000	0	0.0	0	0	0	0	0.0
1989-90	18- 5	31	79	.392	21	57	.368	46	51	.902	12	0.7	29	10	26	129	7.2
Totals	19- 5	31	79	.392	21	57	.368	46	51	.902	12	0.7	29	10	26	129	7.2

Career Highs

Points: 15, at Iowa, 2/10/90


Rebounds: 2, at Indiana 2/1/90; at Iowa 2/10/90; vs Northwestern, 3/1/90

Assists: 4, vs Iowa, 1/11/90; at Michigan, 3/8/90

1989-90 Season: Led the Big Ten in free throw shooting (46 of 51 for 90.2%) . . . made 57 of 63 attempts in all games (90.5%) . . . played in 30 games, including five starts . . . averaged 5.7 points per game . . . scored a career-high 15 points against Iowa . . . recorded career-highs in rebounds (2) three times and assists (4) twice. **1988-89 Season:** Saw limited action as a freshman, appearing in nine games . . . scored a season-high eight points against Denver . . . made both three-point attempts against Denver . . . averaged 1.7 points shot 85.8% from the free throw line.


High School: Averaged 28.8 points, 6.0 rebounds and 6.2 assists per game his senior year . . . shot 47 percent from three-point range . . . finished career with a free throw percentage of .869 (466 of 536) . . . holds 12 school records including: career scoring, assists, and free throw shooting percentage . . . led his team in scoring and assists all four seasons . . . had single-game career high 15 assists his senior year . . . member of the 1987-88 Converse National High School All-American team . . . earned consensus Indiana all-state honors . . . chosen an Indiana All-Star Showcase Shooter . . . Indiana Basketball Coaches Association Academic all-state selection . . . earned three letters in golf . . . high school coach was Bob Knapp.

Personal: Born 9/15/69 in Anderson, Indiana . . . parents are Larry and Connie Good . . . majoring in secondary education . . . plans to pursue a career in teaching and coaching



41 DAMON HARRELL

Forward, 6-9, 215, Sophomore
Madison, Wis. (West)



Career Statistics

YEAR	G-GS	FG	FGA	PCT	3PT	3PTA	PCT	FT	FTA	PCT	REB	AVE	A	S	PF	PTS	AVE
1989-90	19- 0	8	24	.333	0	0	.000	4	8	.500	19	1.0	4	6	11	20	1.1

Big Ten Statistics

YEAR	G-GS	FG	FGA	PCT	3PT	3PTA	PCT	FT	FTA	PCT	REB	AVE	A	S	PF	PTS	AVE
1989-90	10- 0	1	6	.167	0	0	.000	0	3	.000	6	0.6	2	0	5	2	0.2

Career Highs

Points: 6, at Gonzaga, 12/28/89


Rebounds: 3, four times

Assists: 1, four times

1989-90 Season: Played in 19 games and averaged 1.1 points and 1.0 rebounds per game . . . appeared in 10 Big Ten games . . . scored a career-high six points against Georgia . . . played a season-best 19 minutes against Manhattan


High School: Earned 1989 AAU all-America honors . . . his team finished fourth at the national tournament . . . earned all-state, all-conference and all-city honors as a senior . . . was a 1988-89 pre-season Street & Smith's all-America . . . averaged 20 points, 12 rebounds and six blocked shots per game his senior season . . . earned all-state, all-conference and all-city honors as a junior for undefeated conference championship team . . . also a four-time letterwinner in volleyball . . . two-time all-conference selection in volleyball . . . was a Merit Scholar finalist.

Personal: Born 7/26/71 in Madison, Wisconsin . . . parents are George and Malane Harrell . . . earned the 1989 Urban League's "Outstanding Student" award . . . plans to enroll in the College of Letters and Science.



4 LARRY HISLE

Guard, 6-4, 185, Sophomore
Mequon, Wis. (Homestead)



Career Statistics

YEAR	G-GS	FG	FGA	PCT	3PT	3PTA	PCT	FT	FTA	PCT	REB	AVE	A	S	PF	PTS	AVE
1989-90	31-12	46	126	.365	17	52	.327	32	46	.696	44	1.4	33	18	48	141	4.5

Big Ten Statistics

YEAR	G-GS	FG	FGA	PCT	3PT	3PTA	PCT	FT	FTA	PCT	REB	AVE	A	S	PF	PTS	AVE
1989-90	18-9	35	92	.380	14	38	.368	30	42	.714	32	1.8	17	9	26	114	6.3

Career Highs

Points: 19, at Iowa, 2/10/90


Rebounds: 6, at Michigan, 3/8/90

Assists: 4, vs. Western Illinois, 12/7/89; vs. Rollins, 12/15/89

1989-90 Season: Tied a school record by playing in 31 games, starting 12 . . . averaged 4.5 points and 1.4 rebounds per game . . . in his last six games, averaged 10 points, three rebounds, one assist and one steal per game . . . scored in double figures eight times, including six of his last eight games . . . scored a career-high 19 points, including 11 of 14 from the free throw line, at Iowa.


High School: 1989 AP and Gatorade Player of the Year in Wisconsin . . . nominated for the McDonald's All-American team . . . nominated for Converse All-America team . . . averaged 29.1 points, 9.4 rebounds, 4.0 steals and 3.1 assists per game as a senior . . . led conference in scoring two consecutive seasons . . . shot 55% from the floor, including 43% from three-point range, as a senior . . . a two-time league MVP and a three-time all-North Shore selection.

Personal: Born 9/2/71 in Philadelphia, Pennsylvania . . . parents are Larry and Sheila Hisle . . . his father, Larry, Sr. played professional baseball for the Phillies, Twins and Brewers . . . enrolled in College of Letters and Science.



44 TIM LOCUM

Guard, 6-4, 175, Senior
Flora, IL (Flora)



Career Statistics

YEAR	G-GS	FG	FGA	PCT	3PT	3PTA	PCT	FT	FTA	PCT	REB	AVE	A	S	PF	PTS	AVE
1987-88	28- 3	58	137	.423	41	93	.441	30	35	.857	41	1.5	41	16	45	187	6.7
1988-89	30- 6	83	168	.494	54	111	.486	45	55	.818	71	2.4	60	25	52	265	8.8
1989-90	30-19	94	194	.485	67	143	.469	40	45	.889	69	2.3	67	33	61	295	9.8
Totals	88-28	235	499	.471	162	347	.467	115	135	.852	181	2.1	168	74	158	747	8.5

Big Ten Statistics

YEAR	G-GS	FG	FGA	PCT	3PT	3PTA	PCT	FT	FTA	PCT	REB	AVE	A	S	PF	PTS	AVE
1987-88	18- 2	36	86	.419	25	59	.424	19	22	.864	17	0.9	27	11	36	116	6.4
1988-89	18- 5	51	110	.464	32	73	.438	32	41	.780	54	3.0	39	20	35	166	9.2
1989-90	17-10	46	98	.469	35	77	.455	12	15	.800	34	2.0	45	24	34	139	8.2
Totals	53-17	133	294	.452	92	209	.440	63	78	.807	105	2.0	111	55	105	421	7.9

Career Highs

Points: 30, vs Western Kentucky, 11/25/89
Rebounds: 8, vs Eastern Michigan, 11/24/89
Assists: 6, vs Purdue, 3/3/88

At Wisconsin: The top returning three-point shooter in the Big Ten ... ranks 34th on the Badgers all-time scoring list ... ranks second on all-time lists in three-point shooting


1989-90 Season: Scored a career-high 30 points against Western Kentucky on nine of 12 shooting from the floor, including six of eight from three-point range ... grabbed a career-high eight rebounds in the season opener against Eastern Michigan ... tallied a season-high five assists against Iowa and Indiana ... against Rollins made his first eight shots, including seven three-pointers, as he scored a game-high 25 points ... seven three-pointers tied a school record ... tied for team lead with 33 steals ... second on squad with 67 assists ... made 12 of 12 free throws against Marquette to tie a school record ... second on the team with a .889 free throw percentage ... averaged 9.8 points and 2.3 rebounds per game ... finished second in the Big Ten in three-point shooting at 46.9% (67 of 143) ... made at least one three pointer in 24 of his 30 games ... scored in double figures in 14 games, including eight in Big Ten play. **1988-89 Season:** Fifth in Big Ten three-point field goal percentage ... third on team in scoring and fourth in minutes played despite starting only six games ... scored 19 points in victories over Northwestern and Ohio State ... recorded career-high four steals in Big Ten opener against Minnesota ... made a pair of free throws with four seconds to play to seal 71-68 victory over Michigan

... made all 10 free throw attempts against Ohio State ... hit at least one three-point field goal in 26 of 30 games ... scored in double figures in 14 games ... earned team's free throw shooting award.

1987-88 Season: Third on the team in scoring ... set UW freshman single-game scoring record with 29 points vs Butler ... had a career-high six assists against Purdue ... tied a school record with seven three-point field goals vs Butler ... second on the team in three-point field goal shooting ... made a Big Ten career-high five of six three-point attempts vs Iowa ... earned team's 1988 "Freshman Achievement Award."


High School: Earned first-team Class A all-state honors ... averaged 27 points, 10 rebounds and six assists per game ... Decatur Area Player of the Year ... Evansville Area Player of the Year ... led his high school team to a 26-5 record during the 1986-87 season ... four-time all-conference selection ... holds state record of 59 consecutive games of scoring in double figures ... team had a 117-13 mark during his four-year varsity career ... holds the school's career scoring record with 2,074 points ... also lettered in football and track ... was an Illinois state scholar ... high school coach was Tom Welch.

Personal: Born 2/8/69 in Naperville, Illinois ... parents are Jeanne and Ed Locum ... majoring in communication arts ... plans to pursue a career in broadcasting following graduation.



23 WILLIE SIMMS

Forward, 6-6, 195, Senior
Pontiac, Mich. (Central)



Career Statistics

YEAR	G-GS	FG	FGA	PCT	3PT	3PTA	PCT	FT	FTA	PCT	REB	AVE	A	S	PF	PTS	AVE
1987-88	2-1	1	4	.250	—	—	—	2	5	.400	7	3.5	3	0	1	4	2.0
1988-89	30-24	84	162	.519	1	2	.500	21	53	.396	99	3.3	52	27	64	190	6.3
1989-90	30-30	153	284	.539	2	6	.333	92	146	.630	145	4.8	97	33	85	400	13.3
Totals	62-55	238	450	.529	3	8	.375	115	204	.578	251	4.1	152	60	150	594	9.6

Big Ten Statistics

YEAR	G-GS	FG	FGA	PCT	3PT	3PTA	PCT	FT	FTA	PCT	REB	AVE	A	S	PF	PTS	AVE
1987-88	0-0	0	0	.000	—	—	—	0	0	.000	0	0.0	0	0	0	0	0.0
1988-89	18-13	39	78	.500	1	1	1.000	11	24	.458	52	2.9	26	11	43	90	5.0
1989-90	17-17	79	146	.541	0	2	.000	56	84	.667	79	4.6	55	15	54	214	12.6
Totals	35-30	118	224	.527	1	3	.333	67	108	.620	131	3.7	81	26	97	304	8.9

Career Highs

Points: 27, vs Purdue, 3/2/89

Rebounds: 10, vs. Purdue, 2/17/90; vs. Marquette, 2/19/90 vs Northwestern, 3/1/90

Assists: 8, vs Georgia, 11/28/89; Minnesota, 1/22/90

At Wisconsin: The Badgers top returning scorer . . . a good ballhandler, he can also play the point-forward position.

1989-90 Season: Played in 30 games and averaged 13.3 points and 4.8 rebounds per game . . . led the team in assists (97) and tied for the team lead with 33 steals . . . scored in double figures 24 times, including seven games of 20 or more points . . . scored a season-high 22 points against Marquette, Butler and Minnesota . . . pulled down a career-high 10 rebounds against Purdue, Marquette and Northwestern . . . dished out a career-high eight assists against Georgia and Minnesota . . . garnered all-tournament honors at the First Bank Classic . . . made a career-high nine of 10 shots against Iowa, including his first nine in a row . . . led the team in field goal percentage in Big Ten play at 54.1% . . . led the Badgers in scoring in eight games. **1988-89 Season:** Played in all 30 games . . . averaged 6.3 points and 3.3 rebounds per game . . . averaged 31.3 minutes, 12.2 points, 4.2 rebounds and shot 51% from the floor in the Badgers' final six games . . . averaged 35 minutes, 15.5 points and 6.5 rebounds in two NIT games . . . scored career-high 27 points at Purdue . . . scored 10 points and grabbed seven rebounds against Indiana . . . grabbed more offensive rebounds (50) than defensive rebounds (49). **1987-88 Season:** Made first career start against Butler . . . grabbed five rebounds at UNLV . . . averaged 3.5 rebounds in two games . . . was academically ineligible during the second semester.


High School: Averaged 18 points, eight rebounds and eight assists per game his senior year . . . high school coach was Ralph Grubb.

Personal: Born 10/18/69 in Chicago, Illinois . . . parents are Willie and Donnie Simms . . . nicknamed "Ice" . . . majoring in child and family studies . . . plans to pursue a career in professional basketball and working with children following graduation.



43 PATRICK TOMPKINS

Forward, 6-6, 245, Senior
Waukegan, Ill. (East)



Career Statistics

YEAR	G-GS	FG	FGA	PCT	3PT	3PTA	PCT	FT	FTA	PCT	REB	AVE	A	S	PF	PTS	AVE
1987-88	27- 7	46	95	.484	0	3	.000	28	54	.519	88	3.3	32	7	24	120	4.4
1988-89	12- 5	23	35	.657	0	1	.000	17	33	.515	46	3.8	10	2	14	63	5.3
1989-90	28-19	73	146	.500	0	2	.000	40	80	.500	178	6.4	29	17	67	186	6.6
Totals	67-31	142	276	.514	0	6	.000	85	167	.509	312	4.7	71	26	105	369	5.5

Big Ten Statistics

YEAR	G-GS	FG	FGA	PCT	3PT	3PTA	PCT	FT	FTA	PCT	REB	AVE	A	S	PF	PTS	AVE
1987-88	18- 6	36	69	.522	0	3	.000	20	36	.556	60	3.3	20	4	18	92	5.1
1988-89	6- 0	6	13	.462	0	1	.000	3	10	.300	3	0.5	1	1	2	15	2.5
1989-90	17-16	54	108	.500	0	1	.000	30	58	.517	115	6.8	18	12	52	138	8.1
Totals	41-22	96	190	.505	0	5	.000	53	104	.510	178	4.3	39	17	72	245	6.0

Career Highs

Points: 16, vs Ohio State, 2/13/88; vs. Purdue, 1/17/90


Rebounds: 16, vs Marquette, 2/19/90

Assists: 6, vs Iowa, 1/11/90

1989-90 Season: Led the team with 178 rebounds, including a team-high 115 rebounds in Big Ten play ... played in 28 games, including 19 starts ... averaged 6.6 points and 6.4 rebounds per game ... started the final 17 games of the season ... grabbed a career-high 16 rebounds against Marquette ... tied a career-high with 16 points against Purdue ... set a career-high with six assists against Iowa ... pulled down double figures in rebounds five times, including three of his last five games ... scored the game-winning field goal at the buzzer to defeat Minnesota, 77-75, before an ESPN TV audience ... tied for seventh in conference rebounding (6.8 rpg). **1988-89 Season:** Started the first five games of the season before suffering an ankle injury ... led the team in rebounding and was third in scoring before he was injured ... appeared in 12 games but was academically ineligible the second semester ... shot 80% from the floor and averaged 12.5 points and 9.0 rebounds to earn First Bank Classic all-tournament honors. **1987-88 Season:** Appeared in 22 games, starting seven ... averaged 4.4 points and 3.3 rebounds per game ... made all five field goal attempts in his first collegiate game against Northern Illinois ... made six of eight attempts against Michigan and Ohio State ... scored career-high 16 points at Ohio State ... averaged 9.7 points, 5.3 rebounds and 30+ minutes in the final three games.

High School: Averaged 16 points, 17 rebounds and three dunks per game his senior year ... grabbed a single game high of 26 rebounds ... first-team all-conference selection ... league's Most Valuable Player ... earned Class AA honorable mention all-state honors ... high school coach was Larry Lennartz.


Personal: Born 11/19/69 in Waukegan, Illinois ... parents are Patrick and Frances Tompkins ... majoring in Afro-American studies.



33

Louis Ely

Forward, 6-7, 180, Sophomore
Harvey, Ill. (Thornton Township)



At Wisconsin: Sat out last season under Prop. 48 guidelines . . . a good leaper and shot blocker, he will help on the Badgers front line.

High School: Averaged 19.0 points, 11.0 rebounds and 8.0 blocked shots per game his senior year . . . earned honorable mention all-state and all-area honors as a senior

Personal: Born 2/18/70 . . . parents are Melvina and Louis Ely . . . enrolled in College of Letters and Science . . . plans to major in criminal justice.

3

Jason Johnsen

Guard, 6-3, 185, Freshman
New Hope, Minn. (Armstrong)



At Wisconsin: Sat out last season as a redshirt . . . should see time at either guard position.


High School: Averaged 20.0 points, 5.0 assists and 2.0 steals per game for 23-3 state runner-up team his senior year . . . led team to state tournament as a junior . . . prep teammate of UW freshman center Grant Johnson . . . competed in McDonald's Midwest Classic Regional All-Star game . . . nominated for the McDonald's All-America team . . . Converse All-America honorable mention . . . earned all-state, all-metro and all-conference honors . . . a pre-season All-American by Street & Smith's his senior year . . . 1989 Gatorade Player of the Year in Minnesota . . . finalist for Minnesota 1989 Mr. Basketball award.

Personal: born 9/30/70 in Minneapolis, Minnesota . . . grandparents are Betty and Carl Johnsen . . . enrolled in College of Letters and Science . . . plans to major in political science and pursue a career in corporate law.

52

Grant Johnson

Center, 7-0, 230, Freshman
Plymouth, Minn. (Armstrong)



At Wisconsin: Sat out last season as a redshirt.


High School: Started all 26 games and averaged 10 points, nine rebounds, five blocked shots and 16 minutes per game as a senior . . . usually limited to a half a game for powerhouse which finished second at state tournament with a 23-3 record . . . prep teammate of UW freshman guard Jason Johnsen . . . earned all-conference honors and was a three-time prep player of the week . . . also lettered in track as a senior in the high jump . . . earned all-state all-academic honors . . . posted a 4.0 grade-point-average on a 4.0 scale all four years of high school . . . was senior class valedictorian.

Personal: Born 5/25/71 in Minneapolis, Minnesota . . . parents are Peter and Joy Johnson . . . major is engineering.

32

Carlton McGee

Forward, 6-7, 200, Freshman
Milwaukee, Wis. (South)



At Wisconsin: Sat out last season as a redshirt . . . possesses great athletic ability . . . will look to help on the front line.


High School: Captained team and earned MVP honors his junior and senior years . . . earned 1989 McDonald's, Converse and Street & Smith's honorable mention all-America honors . . . earned all-state, all-city and all-conference honors as a senior . . . averaged 21.3 points, 15.2 rebounds, 5.0 blocks and 2.0 steals per game in 1989 . . . earned all-conference honors as a junior . . . averaged 20.5 points and 13.5 rebounds a game and led the Big Nine Conference in three-point shooting (48%) . . . four-year honor roll student . . . two-time state champion in the high jump . . . earned four letters in track, two in basketball and one in football.

Personal: Born 3/8/71 in Milwaukee, Wisconsin . . . parents are Norman and Jewel McGee . . . majoring in pre-secondary education . . . plans to pursue a career in teaching and coaching.

34

Howard Moore

Forward, 6-7, 195, Freshman
Chicago, IL (Taft)




High School: Led team to the final eight of city playoffs . . . averaged 14 points, nine rebounds and three blocks per game . . . an honorable mention all-Chicago area selection . . . led his team to a 23-6 record his senior season.

Personal: Born 9/22/72 . . . parents are Howard and Trennis Moore . . . majoring in pre-law . . . plans to pursue a career in corporate law.

21

Jay Peters

Guard, 6-2, 185, Junior
Janesville, WI (Craig)



At Wisconsin: Sat out last season after transferring from Ripon College.

1988-89 Season (at Ripon): Played only 11 games as a sophomore before missing the rest of the season with a broken foot. **1987-88 Season (at Ripon):** Leading scorer as a freshman breaking the school's scoring record . . . finished second in the conference in scoring . . . named to the all-conference team.


High School: Named the conference player of the year as a senior . . . second team all-state selection . . . member of the WBCA All-Stars.

Personal: Born 2/21/69 . . . parents are Terry Peters and Mike and Julie Kremer . . . majoring in business . . . plans to pursue a career in sports management.

20

Kass Weaver

Guard, 6-3, 175, Freshman
Olympia Fields, IL (Rich Central)




High School: Earned conference MVP and all-conference honors last season . . . named to the IBCA all-state fourth team . . . earned all-area honors . . . averaged 15.6 points, 6.0 rebounds and 4.0 assists per game . . . shot 84 percent from the free throw line as a senior . . . played in the suburban city all-star game . . . attended the same high school as former Illinois guard Kendall Gill.

Personal: Born 4/8/72 . . . parents are John and Jacqueline Weaver . . . majoring in business . . . future plans include winning an NCAA Championship.

11

Tracy Webster


Guard, 5-11, 175, Freshman
Harvey, IL (Thornton Township)




At Wisconsin: Will sit out this season under Prop 48 guidelines.

High School: Two-time all-state selection . . . all-time career scoring leader at Thornton with 2,009 points . . . prep teammate of Louis Ely . . . averaged 18.1 points and 14 assists per game as a senior . . . four-year starter with a 87-21 team record . . . highly recruited as a prep.


Personal: Born 4/7/72 . . . parents are Thomas and Norma Webster . . . has not declared a major . . . future plans include getting a degree.



Willie Simms



John Ellenson



Patrick Tompkins

Oregon

Saturday, Nov. 24, 9:35 p.m. CST, McArthur Court



Don Monson

Quick Facts

Location: Eugene, OR 97403
 Enrollment: 17,600
 Nickname: Ducks
 Colors: Green and yellow
 Arena: McArthur Court (10,063)
 Conference: Pacific-10
 Athletic Director: Bill Byrne

Basketball Office

Head Coach: Don Monson (Idaho State, 1967)

Office Phone: (503) 346-4347


Oregon Record: 97-109/7 years

Career Record: 197-150/12 years

Assistant Coaches: George Libbon (Long Beach State, 1971), Ken Smith (San Diego, 1976), Mike Peterson (Northwest Christian, 1980), Leon Rice (Washington State, 1986)

Quick Stats

1989-90 Record: 15-14



1989-90 Conference Record/Finish: 10-8/5th
 Postseason Record: Lost to New Mexico 89-78 (NIT)
 Lettermen Returning/Lost: 8/4
 Starters Returning/Lost: 4/1
 Series Record vs. UW: 2-2

Sports Information

SID: Steve Hellyer
 Office Phone: (503) 347-2250
 Home Phone: (503) 683-3825

Basketball SID: Jamie Klund

Office Phone: (503) 346-2252


Home Phone: (503) 484-5825

Basketball Press Box Phone: (503) 346-4497

FAX Phone Number: (503) 346-5449

1990-91 Returnees

Name	GP-GS	Pos.	Yr.	Ht.	PPG	RPG	APG
Terrell Brandon	29-29	G	Jr.	5-11	17.9	3.6	6.0



Terrell Brandon

Kevin Mixon	29-28	G	Sr.	6-3	12.6	2.5	1.7
Richard Lucas	29-29	C	Sr.	6-7	10.9	8.5	0.9

1990-91 Newcomers


Name	Pos.	Yr.	Ht.	Hometown (School)
Clyde Jordan	G/F	Fr.	6-6	West Covina, CA (West Covina)
Jordy Lyden	G	Fr.	6-6	Beaverton, OR (Beaverton)
Matt O'Neil	F	Fr.	6-8	Eugene, OR (Churchill)
Eric Vander Veen	F/C	Fr.	6-9	Amsterdam, The Netherlands (Ymir)
Orlando Williams	G	Fr.	6-3	Portland, OR (Benson, Tech)
Chuck Patterson	C	Jr.	7-0	San Mateo, CA (San Francisco CC)

Key Losses

Name	GP-GS	Pos.	Yr.	Ht.	PPG	RPG	APG
Keith Reynolds	26-25	F	Sr.	6-6	15.6	4.6	2.2
Eric Dunn	29-14	F	So	6-8	6.0	3.2	0.9

San Francisco State

Thursday, Nov. 29, 7:05 p.m., UW Fieldhouse



Charlie Thomas



Quick Facts

Location: San Francisco, CA 94132
 Enrollment: 29,000
 Nickname: Gators
 Colors: Purple and gold
 Arena: Main Gymnasium
 Conference: Northern California Athletic
 Athletic Director: William Partlow

Basketball Office

Head Coach: Charlie Thomas (Virginia Tech, 1978)

Office Phone: (415) 338-1729

San Francisco State Record: 24-30/2 years

Career Record: 35-49/3 years

Assistant Coaches: Joe Nimock (Jackson State), Bill Aires (San Francisco State), Matt Dowling (UC Santa Barbara)


Quick Stats

1989-90 Record: 17-11
 1989-90 Conference Record/Finish: 11-3/third
 Lettermen Returning/Lost: 7/4
 Starters Returning/Lost: 2/3
 Series Record vs. UW: First meeting

Sports Information

SID: Troy Hanson
 Office Phone: (415) 338-1579
 Home Phone: (415) 939-9332

Basketball Press Box Phone: TBA



Eric Fisher

1990-91 Returnees

Name	GP-GS	Pos.	Yr.	Ht.	PPG	RPG	APG
Eric Fisher	28-26	G	Sr.	6-3	14.8	6.0	3.1
Enneresa Maxwell	28-28	F/C	Jr.	6-6	12.1	7.8	1.0
Paul Marrs	26-0	G	Sr.	6-2	12.0	4.5	1.0
Bryant Bacon	28-26	G	Sr.	6-0	10.2	4.0	3.4

1990-91 Newcomers



Name	Pos.	Yr.	Ht.	Hometown (School)
Dave Padilla	F	Jr.	6-7	Columbia JC
Steven Smith	F	Jr.	6-4	Long Beach City College
Jesse Yamon	G	Jr.	5-7	Skyline JC

Key Losses

Name	GP-GS	Pos.	Yr.	Ht.	PPG	RPG	APG
Henry Brown	28-0	F	Sr.	6-4	7.7	4.4	0.6

Southern Methodist

Saturday, Dec. 1, 7:35 p.m., Moody Coliseum



John Shumate

Quick Facts


Location: Dallas, TX 75275
 Enrollment: 5,574
 Nickname: Mustangs
 Colors: Red and blue
 Arena: Moody Coliseum (9,007)
 Conference: Southwest
 Athletic Director: Forrest Gregg
Basketball Office
 Head Coach: John Shumate (Notre Dame, 1974)
 Office Phone: (214) 692-3501
 SMU Record: 23-34/3 years
 Career Record: 81-67/6 years
 Assistant Coaches: David Hammer (Central Michigan, 1977), Jimmy Tubbs (Bishop College, 1972)

Quick Stats

1989-90 Record: 10-18
 1989-90 Conference Record/Finish: 5-11/8th
 Lettermen Returning/Last: 7/4
 Starters Returning/Last: 2/3
 Series Record vs. UW: 3-2 Wisconsin

Sports Information

SID: Ed Wisneski
 Office Phone: (214) 692-2883
 Home Phone: (214) 328-0048
 Basketball SID: David Spangler
 Home Phone: (214) 363-5562
 Basketball Press Box Phone: (214) 692-2883
 FAX Phone Number: (214) 373-7585



Rod Hampton

1990-91 Returnees

Name	GP-GS	Pos.	Yr.	Ht.	PPG	RPG	APG
Gerald Lewis	28-28	G	So.	6-4	7.9	3.4	3.3
Rod Hampton	28-24	G	Sr.	6-3	6.8	4.2	5.6
Troy Valentino	24- 4	G	Jr.	6-2	6.8	1.1	1.3

1990-91 Newcomers

Name	Pos.	Yr.	Ht.	Hometown (School)
Keith Chambers	G	So.	6-4	Lewisville, TX (Temple JC)
Chad Allen	G	Fr.	6-3	Traverse City, MI (Traverse City)
Chris Jessen	F	Fr.	6-7	Houston, TX (Alief Elsie)
David Shivers	F/G	Fr.	6-5	Boerne, TX (Boerne)
Raymond Van Beveren	F	Fr.	6-7	Richardson, TX (Pearce)
Mike Wilson	G	So.	6-5	Atlanta, GA (Western Kentucky)

Key Losses

Name	GP-GS	Pos.	Yr.	Ht.	PPG	RPG	APG
John Colborne	27-26	F	Sr.	6-9	18.2	7.3	1.7
Vernon Purdue	28-23	F	Sr.	6-8	9.0	5.0	0.6
Reginald Muhammad	26- 6	C	Sr.	6-10	4.2	2.5	0.3

Marquette

Tuesday, Dec. 4, 7:30 p.m., Bradley Center



Kevin O'Neill

Quick Facts

Location: Milwaukee, WI 53233
 Enrollment: 12,000
 Nickname: Warriors
 Colors: Royal blue and gold
 Arena: Bradley Center (18,000)
 Conference: Midwestern Collegiate
 Athletic Director: Bill Cords
Basketball Office
 Head Coach: Kevin O'Neill (McGill, 1979)
 Office Phone: (414) 288-7130
 Marquette Record: 15-14/1 year
 Career Record: 15-14/1 year
 Assistant Coaches: Bo Ellis (Marquette, 1977), Dan Theiss (Plattsburg State, 1981), Randy Brown (Iowa, 1981), Craig McMillan (Arizona, 1988)



Quick Stats


1989-90 Record: 15-14
 1989-90 Conference Record/Finish: 9-5/3rd
 Lettermen Returning/Last: 7/2
 Starters Returning/Last: 3/2
 Series Record vs. UW: 51-45

Sports Information

SID: Mark Johnson
 Office Phone: (414) 288-5287
 Home Phone: (414) 768-9302
 Basketball Press Box Phone: (414) 227-0580
 FAX Phone Number: (414) 288-6519

1990-91 Returnees

Name	GP-GS	Pos.	Yr.	Ht.	PPG	RPG	APG
Trevor Powell	29-29	F	Sr.	6-6	16.7	7.8	0.9



Trevor Powell

Mark Anglavar 29-29 G Sr. 6-3 8.7 3.8 3.0

1990-91 Newcomers


Name	Pos.	Yr.	Ht.	Hometown (School)
Ron Curry	F	So.	6-8	Bloomington, IL (Arizona)
Keith Stewart	G	So.	5-11	Milwaukee, WI (Purdue)
Jay Zulauf	F	So.	6-7	Port Huron, MI (Bowling Green)
Damon Key	F	Fr.	6-8	Milwaukee, WI (Marquette)
Jim McIlvaine	C	Fr.	7-1	Racine, WI (St. Catherine)
Robb Logterman	G	Fr.	6-3	Janesville, WI (Craig)
Charles Brakes	F	Fr.	6-7	Chicago, IL (De La Salle)

Key Losses

Name	GP-GS	Pos.	Yr.	Ht.	PPG	RPG	APG
Tony Smith	29-29	G	Sr.	6-3	23.8	4.7	5.8
Tyrone Baldwin	29-29	F	Sr.	6-6	12.4	5.3	2.0

Southern Indiana

Saturday, Dec. 8, 3:05 p.m., UW Fieldhouse



Dr. Lionel Sinn

Quick Facts

Location: Evansville, IN
 Enrollment: 5,713
 Nickname: Eagles
 Colors: Red, white and blue
 Arena: Physical Activities Center (3,500)
 Conference: Great Lakes Valley
 Athletic Director: Dr. Larry Arp

Basketball Office

Head Coach: Dr. Lionel Sinn (Indiana, 1963)
 Office Phone: (812) 464-1908


Southern Indiana Record: 36-18/2 years
 Career Record: 307-181/17 years

Assistant Coach: Vic Coleman (Northwest Missouri State, 1984)

Quick Stats

1989-90 Record: 21-10
 1989-90 Conference Record/Finish: 13-5/2nd

University of Southern Indiana




Postseason Record: 0-2
 Lettermen Returning/Lost: 6/5
 Starters Returning/Lost: 3/2
 Series Record vs. UW: First Meeting

Sports Information

SID: Ray Simmons
 Office Phone: (812) 465-1622
 Home Phone: (812) 424-5648
 Basketball Press Box Phone: TBA
 FAX Phone Number: (812) 464-1960

1990-91 Returnees

Name	GP-GS	Pos.	Yr.	Ht.	PPG	RPG	APG
Dennis Humphrey	30-29	F	Sr.	6-7	11.3	4.2	1.6
Ilo Mutombo	30-25	C	Sr.	6-9	12.9	8.3	0.7
Rick Stein	30-26	F	Sr.	6-5	9.1	4.6	2.0



Dennis Humphrey

1990-91 Newcomers

Name	Pos.	Yr.	Ht.	Hometown
Chris Bowels	F/C	So.	6-9	Madisonville, KY
Lamont Brewer	G	Fr.	6-4	Henderson, KY
Jeff Doyle	F/G	Fr.	6-5	Loogootee, IN
Terone Johnson	G/F	Jr.	6-5	Indianapolis, IN
Bobby Leavel	F/G	Fr.	6-3	Henderson, KY
Ethan Smith	G	So.	6-1	Bronx, NY
Robert Turnbow	G	Jr.	6-2	Chicago, IL
Craig Martin	G	Fr.	6-2	New Salisbury, IN

Key Losses

Name	GP-GS	Pos.	Yr.	Ht.	PPG	RPG	APG
Chris Johnson	30-28	G	Sr.	5-10	15.3	2.3	4.1
Robin Clark	28-25	F	Sr.	6-0	14.1	2.5	3.1
Kip Brownfield	30-6	G/F	Sr.	6-5	6.1	2.2	1.4

Nebraska

Tuesday, Dec. 11, 7:05 p.m., UW Fieldhouse



Danny Nee

Quick Facts


Location: Lincoln, Neb. 68588
 Enrollment: 24,000
 Nickname: Cornhuskers
 Colors: Scarlet and cream
 Arena: Bob Devaney Sports Center (14,302)
 Conference: Big Eight
 Athletic Director: Bob Devaney

Basketball Office

Head Coach: Danny Nee (St. Mary's of the Plains, '71)
 Office Phone: (402) 472-2265

Nebraska Record: 61-64/4 years
 Career Record: 168-131/10 years

Assistant Coaches: Gary Barga (Nebraska, 1964), Lynn Mitchem (Butler, 1983) and Jeff Smith (Peru State, 1983)



Quick Stats

1989-90 Record: 10-18
 1989-90 Conference Record/Finish: 3-11/7th
 Letterman Returning/Lost: 8/2
 Starters Returning/Lost: 3/2


Series Record vs. UW: 8-5 Nebraska

Sports Information

SID: Tom Simons
 Office Phone: (402) 472-2263
 Home Phone: (402) 421-1789
 Basketball Press Box Phone: (402) 472-2236
 FAX Phone Number: (402) 472-2005

1990-91 Returnees

Name	GP-GS	Pos.	Yr.	Ht.	PPG	RPG	APG
Rich King	28-21	C	Sr.	7-2	16.1	7.4	2.1
Clifford Scales	26-26	G	Sr.	6-2	12.2	3.6	4.2



Carl Hayes

Carl Hayes	28-19	F	Jr.	6-8	12.1	4.9	2.3
Dapreis Owens	28-11	F	Jr.	6-8	8.4	4.4	0.9

1990-91 Newcomers

Name	Pos.	Yr.	Ht.	Hometown (School)
Bruce Chubick	F	Fr.	6-7	Atkinson, Neb. (West Holt)
Jamie Cole	G	So.	6-3	Grand Rapids, MI (Creston)
Tony Farmer	F	Jr.	6-10	Los Angeles, CA (San Jose State)
Mario McIntosh	G	Fr.	6-0	Lisle, IL (Benet Academy)
Eric Piatkowski	F	Fr.	6-6	Rapid Coty, SD (Stevens)
Jose Ramos	G	Jr.	6-2	Miami, FL (Central Florida CC)

Key Losses

Name	GP-GS	Pos.	Yr.	Ht.	PPG	RPG	APG
Ray Richardson	28-20	F	Sr.	6-7	11.2	4.3	2.6
Richard van Poelgeest	28-24	C	Sr.	6-9	7.1	4.8	1.2

Butler



Barry Collier

Quick Facts

Location: Indianapolis, IN 46208
 Enrollment: 4,000
 Nickname: Bulldogs
 Colors: Blue and white
 Arena: Hinkle Fieldhouse (10,800)
 Conference: Midwestern Collegiate
 Athletic Director: John Parry
Basketball Office
 Head Coach: Barry Collier
 Office Phone: (317) 283-9377
 Butler Record: 6-22/1 year
 Career Record: 6-22/1 year
 Assistant Coaches: Jay John (Arizona, 1981), Doug Mitchell (Butler, 1979), Randy Roth (Ohio, 1983), Ed Kelly (Stanford, 1989)




Quick Stats

1989-90 Record: 6-22
 1989-90 Conference Record/Finish: 2-12/8th
 Lettermen Returning/Lost: 10/5
 Starters Returning/Lost: 3/2
 Series Record vs. UW: 17-12 Wisconsin

Sports Information

SID: Jim McGrath
 Office Phone: (317) 283-9375
 Home Phone: (317) 842-5940
 Basketball Press Box Phone: (317) 283-9817
 FAX Phone Number: (317) 283-9808

Saturday, Dec. 15, 2:00 p.m., Hinkle Fieldhouse



Darin Archbold

1990-91 Returnees

Name	GP-GS	Pos.	Yr.	Ht.	PPG	RPG	APG
Darin Archbold	28-25	G-F	Jr.	6-4	11.9	3.8	1.4
J.P. Brens	28-24	C	So.	6-9	11.0	5.7	0.7


1990-91 Newcomers

Name	Pos.	Yr.	Ht.	Hometown (School)
Danny Allen	F	Fr.	6-8	Appleton, WI (Appleton East)
Brian Beauford	F	Jr.	6-5	Manfield, OH (Northeastern Oklahoma A & M)
Jermaine Guice	G	Fr.	6-2	Westerville, OH (Westerville South)
Harvey Johnson	C	Jr.	6-9	Detroit, MI (Pratt CC)
John Taylor	G/F	Fr.	6-4	Matteson, IL (Rich South)

Key Losses

Name	GP-GS	Pos.	Yr.	Ht.	PPG	RPG	APG
Rodney Haywood	28-27	F	Sr.	6-5	9.2	6.3	1.0
Jody Littrell	28-22	G	Sr.	6-4	7.4	2.1	2.5


Texas-Arlington



Mark Nixon

Quick Facts

Location: Arlington, TX 76019
 Enrollment: 23,900
 Nickname: Mavericks
 Colors: Royal blue and white
 Arena: Texas Hall
 Conference: Southland
 Athletic Director: Bill Bibb
Basketball Office
 Head Coach: Mark Nixon (West Texas State, 1976)
 Office Phone: (817) 273-2261
 Texas Arlington Record: 20-37/2 years
 Career Record: 20-37/2 years
 Assistant Coaches: Allen Corder (Idaho State, 1981) and Eddie McCarter (Alabama-Birmingham, 1975)



Quick Stats

1989-90 Record: 13-16
 1989-90 Conference Record/Finish: 6-8/5th
 Lettermen Returning/Lost: 5/8
 Starters Returning/Lost: 2/3
 Series Record vs. UW: First meeting


Sports Information

SID: Jim Patterson
 Office Phone: (817) 273-2239
 Home Phone: (817) 451-8338
 Basketball Press Box Phone: (817) 273-3795
 FAX Phone Number (817) 794-5037

1990-91 Returnees

Name	GP-GS	Pos.	Yr.	Ht.	PPG	RPG	APG
Willie Brand	29-29	G	Sr.	6-2	18.0	4.1	2.1

Saturday, Dec. 22, 3:05 p.m., UW Fieldhouse



Willie Brand

David Allen	27-11	F	Jr.	6-6	9.0	6.2	1.3
Bobby Kenyon	21-10	C	Jr.	6-9	7.4	3.8	0.6

1990-91 Newcomers


Name	Pos.	Yr.	Ht.	Hometown (School)
Glover Cody	G	Jr.	5-11	St. Louis, MO (Mid Plains JC)
Eric Gore	F	Jr.	6-7	Niagara Falls, NY (Western Nebraska JC)
Robert Mays	G	Jr.	6-3	Blytheville, Ark. (Mississippi Co. JC)
Leonard Wilson	F	So.	6-5	Omaha, Neb. (Casper JC)
Daniel Baker	G-F	Jr.	6-4	Euleus, TX (Paris JC)

Key Losses

Name	GP-GS	Pos.	Yr.	Ht.	PPG	RPG	APG
Micheal Beasley	27-21	F	Sr.	6-5	8.6	4.0	1.0
Royce Gurnell	11-8	F	Sr.	6-6	7.8	6.9	0.4
Clark Redmon	27-13	C	Sr.	6-8	6.7	4.6	0.4

Tennessee Tech


Monday, Dec. 31, 7:05 p.m., UW Fieldhouse



Frank Harrell

Quick Facts

Location: Cookeville, TN 38505
 Enrollment: 8,000
 Nickname: Golden Eagles
 Colors: Purple and gold
 Arena: Eblen Center
 Conference: Ohio Valley
 Athletic Director: Dr. David Larimore
Basketball Office
 Head Coach: Frank Harrell (Georgia Southwestern, 1972)
 Office Phone: (615) 372-3956
 Tennessee Tech Record: 27-26/2 years
 Career Record: 27-26/2 years
 Assistant Coaches: Jack Woodard (West Georgia, 1969), Kevin Bray (Tennessee Tech, 1981)




Quick Stats

1989-90 Record: 19-9
 1989-90 Conference Record/Finish: 9-3/2nd
 Postseason Record: 0-1
 Lettermen Returning/Lost: 8/5
 Starters Returning/Lost: 3/2
 Series Record vs. UW: First meeting
Sports Information
 SID: Rob Schabert
 Office Phone: (615) 372-3088
 Home Phone: (615) 526-2576
 Basketball Press Box Phone: (615) 372-3293
 FAX Phone Number: (615) 372-6139

1990-91 Returnees

Name	GP-GS	Pos.	Yr.	Ht.	PPG	RPG	APG
Bobby McWilliams	27-21	G	Sr.	6-0	11.5	2.5	3.6
Van Usher	28-27	G	So.	6-0	11.3	4.3	6.8



Jerome Rodger

Jerome Rodger	28-28	F	Sr.	6-6	10.9	5.8	1.5
Mitch Cupples	28-3	G	So.	6-6	6.1	2.7	1.1

1990-91 Newcomers


Name	Pos.	Yr.	Ht.	Hometown (School)
Charles Edmondson	F	Jr.	6-8	Dalton, GA (Anderson JC)
P.J. Mays	G	So.	6-2	Cincinnati, OH (Versailles Mary)
Eric Mitchell	F	Fr.	6-5	Byrdstown, TN (Pickett CO)
Mike Norris	F	Fr.	6-8	Pendleton Heights, IN (Pendleton Heights)
Bruce Oglesby	F	Fr.	6-6	Hartwell, CA (Hartwell)
Robert West	G	Fr.	6-3	Springfield, TN (Springfield)

Key Losses

Name	GP-GS	Pos.	Yr.	Ht.	PPG	RPG	APG
Milas Babic	25-25	C	Sr.	7-0	12.4	7.3	1.2
Earl Wise	28-27	F	Sr.	6-7	19.5	7.8	3.1

Portland

Saturday, Jan. 5, 3:05 p.m., UW Fieldhouse



Larry Steele

Quick Facts

Location: Portland, OR
 Enrollment: 2400
 Nickname: Pilots
 Colors: Purple and white
 Arena: Chiles Center (5,000)
 Conference: West Coast
 Athletic Director: Joe Etzel
Basketball Office
 Head Coach: Larry Steele (Kentucky, 1971)
 Office Phone: (503) 283-7117
 Portland Record: 19-65/3 years
 Career Record: 19-65/3 years
 Assistant Coaches: Art Wilmore (San Francisco, 1968), Art Furman (Mankato State, 1978)



Quick Stats

1989-90 Record: 11-17
 1989-90 Conference Record/Finish: 7-7/4th
 Lettermen Returning/Lost: 8/6
 Starters Returning/Lost: 3/2
 Series Record vs. UW: 1-0 Portland
Sports Information
 SID: Steve Walker
 Office Phone: (503) 283-7117
 Home Phone: (503) 690-9688
 Basketball Press Box Phone: (503) 283-7527
 FAX Phone Number: (503) 283-7242

1990-91 Returnees

Name	GP-GS	Pos.	Yr.	Ht.	PPG	RPG	APG
Ron Deaton	28-20	G/F	Sr.	6-5	8.9	2.8	2.0



Ron Deaton

Erik Spoelstra	28-13	G	Jr.	6-1	7.9	2.8	4.4
Matt Hale	28-19	F	So.	6-7	5.8	2.4	0.7

1990-91 Newcomers

Name	Pos.	Yr.	Ht.	Hometown (School)
Chris Jones	G	Fr.	6-2	Salt Lake City, UT (Judge Memorial)
Kevin Mason	G	Jr.	6-3	Philadelphia, PA (Allan Hancock)
Mike Mueller	F/C	Fr.	6-7	Columbus, NE (Columbus)
Erik Payne	F	Fr.	6-6	Washington, D.C. (Wilson)
Curt Ranta	F/C	Fr.	6-8	Leavenworth, WA (Cascade)

Key Losses


Name	GP-GS	Pos.	Yr.	Ht.	PPG	RPG	APG
Josh Lowery	27-27	G	Sr.	6-7	16.7	4.3	3.5
Will McDowell	21-12	C	Sr.	6-7	13.3	6.6	0.6
Eric Mobley	28-28	F	Sr.	6-6	7.2	5.6	1.1

Illinois

Saturday, Feb. 2, 12:00 p.m., Assembly Hall
 Wednesday, March 6, 7:05 p.m., UW Fieldhouse



Lou Henson



Andy Kaufmann

Quick Facts

Location: Champaign, IL 61820
 Enrollment: 35,000
 Nickname: Fighting Illini
 Colors: Orange and blue
 Arena: Assembly Hall (16,153)
 Conference: Big Ten
 Athletic Director: John Mackovic
Basketball Office
 Head Coach: Lou Henson (New Mexico State, 1955)
 Office Phone: (217) 333-3400
 Illinois Record: 316-150/16 years
 Career Record: 556-257/29 years
 Assistant Coaches: Dick Nagy (Hardin Simmons, 1967), Jimmy Collins (New Mexico State, 1970), Mark Coomes (Western Illinois, 1974)

Quick Stats

1989-90 Record: 21-8
 1989-90 Big Ten Record/Finish: 11-7/T4
 Postseason Record: Lost to Dayton 88-86
 Lettermen Returning/Lost: 5/5
 Starters Returning/Lost: 1/4
 Series Record vs. UW: 90-54 Illinois

Sports Information

SID: Mike Pearson
 Office Phone: (217) 333-1390
 Home Phone: (217) 344-5355
 Assistant SID: Dick Barnes
 Basketball Press Box Phone: (217) 333-1227
 FAX Phone Number: (217) 333-5540

1990-91 Returnees

Name	GP-GS	Pos.	Yr.	Ht.	PPG	RPG	APG
Andy Kaufmann	29-16	F	Jr.	6-6	9.8	3.2	1.9
Andy Kpedi	19-2	C	Sr.	6-7	2.8	2.8	0.1
Tim Geers	20-0	F	So.	6-5	1.7	1.0	0.5
Brooks Taylor	24-0	G	So.	6-4	1.5	1.0	1.0

1990-91 Newcomers

Name	Pos.	Yr.	Ht.	Hometown (School)
Rennie Clemmons	G	Fr.	6-0	Springfield, IL (Calvary)
Scott Pierce	F	Fr.	6-8	Euless, TX (Trinity)
T.J. Weber	G	Fr.	6-4	Christopher, IL (Christopher)


Key Losses

Name	GP-GS	Pos.	Yr.	Ht.	PPG	RPG	APG
Kendall Gill	29-29	G	Sr.	6-5	20.0	4.9	3.3
Marcus Liberty	29-29	F	Jr.	6-8	17.8	7.1	1.3
Stephan Bardo	29-29	G	Sr.	6-6	9.7	6.1	4.7
Ervin Small	28-20	F	Sr.	6-7	7.1	5.4	0.4

ILLINOIS

1989-90 Results

	ILL	OPP
Mississippi	83	72
Chicago State	82	62
Florida	74	69
Indiana State	93	59
Metro State	96	62
Temple	78	61
Missouri	101	93
Wis-Green Bay	71	47
Grambling State	97	73
Memphis State	83	71
WISCONSIN	73	59
Minnesota	74	91
Northwestern	85	78
Michigan	70	74
Michigan State	73	64
Purdue	68	81
WISCONSIN	66	63
Ohio State	92	81
Iowa	67	69
Indiana	70	65
Minnesota	99	72
Michigan	79	93
Northwestern	88	75
Michigan State	63	70
Purdue	90	78
Ohio State	80	86
Iowa	115	85
Indiana	69	63
Dayton (NCAA)	86	88



Andy Kaufmann


1990-91 Schedule

Nov. 23-25	at San Juan Shootout
Nov. 29	ILLINOIS-CHICAGO
Dec. 1	EASTERN ILLINOIS
Dec. 3	UW-MILWAUKEE
Dec. 5	at Penn State
Dec. 7-8	ILLINI CLASSIC
Dec. 15	ARKANSAS-LITTLE ROCK
Dec. 19	at Missouri (in St. Louis)
Dec. 22	LOUISIANA STATE
Dec. 28	at Memphis State
Jan. 2	at Indiana
Jan. 5	PURDUE
Jan. 10	MINNESOTA
Jan. 17	MICHIGAN STATE
Jan. 19	at Ohio State
Jan. 26	at Michigan
Jan. 28	IOWA
Feb. 2	WISCONSIN
Feb. 4	NORTHWESTERN
Feb. 6	at Purdue
Feb. 10	at Minnesota
Feb. 16	at Michigan State
Feb. 20	OHIO STATE
Feb. 23	at Iowa
Feb. 28	MICHIGAN
Mar. 2	at Northwestern
Mar. 6	at Wisconsin
Mar. 10	INDIANA

Home games in all caps

Indiana

Wednesday, Jan. 30, 7:05 p.m., Assembly Hall
Saturday, March 2, 12:00 p.m., UW Fieldhouse



Bob Knight

Quick Facts

Location: Bloomington, IN 47405
Enrollment: 34,000
Nickname: Hoosiers
Colors: Cream and crimson
Arena: Assembly Hall (17,357)
Conference: Big Ten
Athletic Director: Ralph Floyd
Basketball Office
Head Coach: Bob Knight (Ohio State, 1962)
Office Phone: (812) 855-2238
Indiana Record: 430-148/19 years
Career Record: 532-198/25 years
Assistant Coaches: Dan Dakich (Indiana, 1985), Ron Felling (Indiana State, 1961), Joby Wright (Indiana, 1972)




Quick Stats

1989-90 Record: 18-11
1989-90 Big Ten Record/Finish: 8-10/7th
Postseason Record: Lost to Cal 65-63
Lettermen Returning/Lost: 10/2
Starters Returning/Lost: 5/0
Series Record vs. UW: 75-46 Indiana

Sports Information

SID: Kit Klingelhoffer
Office Phone: (812) 855-2421
Home Phone: (812) 332-4990
Basketball SID: Brian Teter
Home Phone: (812) 331-7872
Basketball Press Box Phone: (812) 855-2754
FAX Phone Number: (812) 855-9401



Eric Anderson

1990-91 Returnees

Name	GP-GS	Pos.	Yr.	Ht.	PPG	RPG	APG
Calbert Cheaney	29-29	F	So.	6-6	17.1	4.6	1.7
Eric Anderson	29-28	F/C	Jr.	6-9	16.3	7.0	0.8
Greg Graham	29-16	G	So.	6-4	9.7	2.6	2.0
Pat Graham	29- 4	G	So.	6-5	7.7	1.6	1.5
Lyndon Jones	22-12	G	Sr.	6-2	6.1	1.7	2.5

1990-91 Newcomers


Name	Pos.	Yr.	Ht.	Hometown (School)
Damon Bailey	G	Fr	6-3	Hellonville, IN (Bedford North-Lawrence)
Pat Knight	F/G	Fr	6-6	Bloomington, IN (South)

Key Losses

Name	GP-GS	Pos.	Yr.	Ht.	PPG	RPG	APG
Jeff Oliphant	13-0	G	Sr.	6-5	2.5	0.8	0.7
Mark Robinson	21-5	F/G	Sr.	6-5	3.2	2.1	0.3

INDIANA 1989-90 Results

	IND	OPP
Miami (Ohio)	77	66
Kent State	79	68
Kentucky	71	69
Notre Dame	81	72
South Alabama	96	67
Long Beach State	92	75
Texas-El Paso	69	66
Iowa State	115	66
Wichita State	75	54
Texas A&M	94	66
Ohio State	67	69
Michigan	69	67
Northwestern	77	63
Purdue (OT)	79	81
Iowa	83	79
Michigan State	57	75
Minnesota	89	108
WISCONSIN	85	61
Illinois	65	70
Michigan	71	79
Northwestern	98	75
Iowa	118	71
Purdue	49	72
Michigan State	66	72
Minnesota	70	75
WISCONSIN	70	68
Ohio State	77	66
Illinois	63	69
California (NCAA)	63	65




Eric Anderson



1990-91 Schedule

Nov. 22-25	Maul Classic
Nov. 28	at Notre Dame
Dec. 1	BIG FOUR CLASSIC/ LOUISVILLE at Hoosier Dome
Dec. 4	at Vanderbilt
Dec. 8-9	INDIANA CLASSIC
Dec. 15	WESTERN MICHIGAN
Dec. 18	KENTUCKY
Dec. 22	at Iowa State
Dec. 27-28	HOOSIER CLASSIC
Jan. 2	ILLINOIS
Jan. 5	NORTHWESTERN
Jan. 14	at Purdue
Jan. 19	at Iowa
Jan. 21	OHIO STATE
Jan. 24	at Michigan
Jan. 26	MICHIGAN STATE
Jan. 30	WISCONSIN
Feb. 3	at Minnesota
Feb. 7	at Northwestern
Feb. 10	PURDUE
Feb. 17	at Ohio State
Feb. 21	IOWA
Feb. 24	MICHIGAN
Feb. 28	at Michigan State
Mar. 2	at Wisconsin
Mar. 7	MINNESOTA
Mar. 10	at Illinois

Home games in all caps



Tom Davis



Wade Lookingbill

Quick Facts

Location: Iowa City, IA 52242
 Enrollment: 29,000
 Nickname: Hawkeyes
 Colors: Old gold and black
 Arena: Carver-Hawkeye Arena (15,500)
 Conference: Big Ten
 Athletic Director: Bump Elliott
Basketball Office
 Head Coach: Tom Davis (UW-Platteville, 1960)
 Office Phone: (319) 335-9444
 Iowa Record: 89-41/4 years
 Career Record: 363-191/19 years
 Assistant Coaches: Gary Close (Arizona State, 1978), Bruce Pearl (Boston College, 1982), Rich Walker (Bowling Green State, 1971), Rick Moss (Southern Illinois, 1975)

Quick Stats

1989-90 Record: 12-16
 1989-90 Big Ten Record/Finish: 4-14/T8th
 Lettermen Returning/Lost: 8/3
 Starters Returning/Lost: 3/2
 Series Record vs. UW: 64-52 Iowa
Sports Information
 SID: George Wine
 Office Phone: (319) 335-9411
 Home Phone: (319) 644-2781
 Asst. SID: Phil Haddy, Steve Roe
 Basketball Press Box Phone: (319) 335-7284
 FAX Phone Number: (319) 335-9333

1989-90 Returnees

Name	GP-GS	Pos.	Yr.	Ht.	PPG	RPG	APG
James Moses	28-24	G	Jr.	6-4	13.0	2.9	1.6
Wade Lookingbill	28-18	F	Jr.	6-5	6.7	3.1	1.1
Acie Earl	22- 0	C	So.	6-10	6.0	3.6	1.1

1990-91 Newcomers


Name	Pos.	Yr.	Ht.	Hometown (School)
Val Barnes	G	So.	6-2	Wichita, KS (Butler JC)
Jim Bartels	G/F	Fr.	6-6	Freedom, WI (Freedom)
Phil Chime	F	Fr.	6-7	Houston, TX (Madison)
Paul Lusk	G	Fr.	6-4	Trenton, NJ (Wesclyn)
Kevin Smith	G	Fr.	5-11	Fort Worth, TX (Trimble Tech)
Chris Street	F	Fr.	6-8	Indianola, IA (Indianola)

Key Losses

Name	GP-GS	Pos.	Yr.	Ht.	PPG	RPG	APG
Les Jepsen	28-28	C	Sr.	7-0	14.9	10.0	1.3
Matt Bullard	18- 8	F	Sr.	6-10	11.4	2.9	1.3
Michael Ingram	28-23	C/F	Sr.	6-8	5.4	5.1	1.0

**IOWA
 1989-90 Results**

	IOWA	OPP
Texas Southern	80	64
Drake	68	54
Ohio	75	49
UC Santa Barbara	85	79
Iowa State	89	87
North Carolina	87	74
Drexel	59	50
UNLV	80	97
Monmouth	55	46
Northern Iowa	74	77
Ohio State	73	79
WISCONSIN (OT)	69	73
Michigan State	80	87
Indiana	79	83
Michigan (OT)	78	76
Minnesota	72	84
Purdue	59	80
Illinois	69	67
Northwestern	98	80
Ohio State	80	98
WISCONSIN	71	80
Michigan State	70	80
Indiana	71	118
Northwestern	66	72
Minnesota	80	102
Purdue	64	63
Illinois	85	118
Michigan	96	127



James Moses

1990-91 Schedule

Nov. 15	TEMPLE (Dodge NIT)
Nov. 27	at Drake
Nov. 30-	AMANA HAWKEYE
Dec. 1	CLASSIC
Dec. 4	NORTHERN IOWA
Dec. 8	IOWA STATE
Dec. 15	MARYLAND-BALTIMORE COUNTY
Dec. 18	CHICAGO STATE
Dec. 22	UCLA
Dec. 27-31	at Hawaii Holiday Tournament
Jan. 3	at Ohio State
Jan. 5	MICHIGAN STATE
Jan. 10	MICHIGAN
Jan. 12	at Minnesota
Jan. 17	at Wisconsin
Jan. 19	INDIANA
Jan. 28	at Illinois
Jan. 31	at Purdue
Feb. 2	NORTHWESTERN
Feb. 7	at Michigan State
Feb. 9	at Michigan
Feb. 14	MINNESOTA
Feb. 16	WISCONSIN
Feb. 21	at Indiana
Feb. 23	ILLINOIS
Mar. 2	PURDUE
Mar. 7	at Northwestern
Mar. 9	OHIO STATE


Home games in all caps

Michigan

Saturday, Jan. 19, 2:05 p.m., UW Fieldhouse
Thursday, Feb. 21, 7:00 p.m., Crisler Arena



Steve Fisher



Demetrius Calip

Quick Facts

Location: Ann Arbor, MI 48109
Enrollment: 35,849
Nickname: Wolverines
Colors: Maize and blue
Arena: Crisler Arena (13,609)
Conference: Big Ten
Interim Athletic Director: Jack Weidenbach
Basketball Office

Head Coach: Steve Fisher (Illinois State, 1967)

Office Phone: (313) 763-5504

Michigan Record: 29-8/1 year

Career Record: 29-8/1 year

Assistant Coaches: Mike Boyd (Northern Michigan, 1970), Brian Dutcher (Minnesota, 1983), Jay Smith (Saginaw Valley State, 1983)

Quick Stats

1989-90 Record: 23-8
1989-90 Big Ten Record/Finish: 12-6 (3rd)
Postseason Record: Defeated Illinois State 76-70, lost to Loyola Marymount 149-115
Lettermen Returning/Lost: 8/6
Starters Returning/Lost: 1/4
Series Record vs. UW: 73-42 Michigan

Sports Information

SID: Bruce Madej
Office Phone: (313) 763-4423
Basketball SID: Chris Hill
Basketball Press Box Phone: (313) 998-7188
FAX Phone Number: (313) 747-1188

1990-91 Returnees

Name	GP-GS	Pos.	Yr.	Ht.	PPG	RPG	APG
Demetrius Calip	31-13	G	Sr.	6-1	8.5	1.6	1.9
Tony Tolbert	30-1	G	So.	6-4	6.3	1.8	1.1
Michael Talley	30-1	G	So.	6-1	3.0	0.6	1.4

1990-91 Newcomers


Name	Pos.	Yr.	Ht.	Hometown (School)
Chip Armer	C	Jr.	6-11	Rock Ledge, FL (Sante Fe CC)
Jason Bossard	G	Fr.	6-4	Charlotte, MI (Charlotte)
Rich McIvor	F	Fr.	6-9	Freeport, TX (Brazosport)
Sam Mitchell	F	Fr.	6-9	Kalamazoo, MI (Brewster Acad.)

Key Losses

Name	GP-GS	Pos.	Yr.	Ht.	PPG	RPG	APG
Rumeal Robinson	30-30	G	Sr.	6-2	19.2	4.2	6.1
Terry Mills	31-31	C/F	Sr.	6-10	18.1	8.0	2.2
Loy Vaught	31-31	F/C	Sr.	6-9	15.5	11.2	1.0
Sean Higgins	26-19	G/F	Sr.	6-9	14.0	3.6	2.3
Mike Griffin	30-30	G/F	Sr.	6-7	3.5	2.3	2.6

MICHIGAN 1989-90 Results

	MICH	OPP
Arizona	75	82
Boston University	73	65
Grambling State	85	70
Iowa State	101	78
Central Michigan	100	51
Duke (OT)	113	108
Chicago State	84	57
Marquette	82	73
Seton Hall	91	86
Northern Michigan	102	74
Eastern Michigan	107	83
Indiana	67	69
Minnesota	87	83
Illinois	74	70
Ohio State	90	88
Iowa (OT)	76	78
Northwestern	86	79
Michigan State	65	63
Purdue	73	91
WISCONSIN	77	63
Indiana	79	71
Illinois	93	79
Minnesota	77	73
Ohio State	61	64
Northwestern	94	69
Michigan State	70	78
Purdue	77	79
WISCONSIN	94	64
Iowa	127	96
Illinois State	76	70
Loyola-Marymount (NCAA)	115	149



Demetrius Calip


1990-91 Schedules

Nov. 28	CENTRAL MICHIGAN
Dec. 1	UTAH
Dec. 4	EASTERN MICHIGAN
Dec. 8	at Duke
Dec. 10	BOSTON UNIVERSITY
Dec. 12	CHICAGO STATE
Dec. 15	at Iowa State
Dec. 22	MARQUETTE
Dec. 28-29	at Cactus Classic
Jan. 3	at Michigan State
Jan. 5	OHIO STATE
Jan. 10	at Iowa
Jan. 12	at Purdue
Jan. 17	NORTHWESTERN
Jan. 19	at Wisconsin
Jan. 24	INDIANA
Jan. 26	ILLINOIS
Jan. 31	at Minnesota
Feb. 9	IOWA
Feb. 11	at Ohio State
Feb. 16	at Northwestern
Feb. 18	PURDUE
Feb. 21	WISCONSIN
Feb. 24	at Indiana
Feb. 28	at Illinois
Mar. 3	MINNESOTA
Mar. 9 or 10	MICHIGAN STATE



Home games in all caps

Michigan State

Thursday, Jan. 10, 7:05 p.m., Breslin Center
 Saturday, Feb. 9, 12:00 p.m., UW Fieldhouse



Jud Heathcote



Steve Smith

Quick Facts

Location: East Lansing, MI 48824
 Enrollment: 42,095
 Nickname: Spartans
 Colors: Green and white
 Arena: Breslin Student Events Center (15,138)
 Conference: Big Ten
 Athletic Director: George Perles

Basketball Office

Head Coach: Jud Heathcote (Washington State, 1950)

Office Phone: (517) 355-1644

Michigan State Record: 242-170/14 years

Career Record: 322-223/19 years

Assistant Coaches: Tom Izzo (Northern Michigan, 1977), Jim Boylen (Maine, 1987), Stan Joplin (Toledo, 1979)

Quick Stats

1989-90 Record: 28-6
 1989-90 Big Ten Record/Finish: 15-3/1st
 Postseason Record: Lost to Georgia Tech 81-80 (OT)
 Lettermen Returning/Lost: 9/4
 Starters Returning/Lost: 4/1
 Series Record vs. UW: 45-40 Michigan State

Sports Information

SID: Ken Hoffman
 Office Phone: (517) 355-2272
 Home Phone: (517) 321-4128
 Basketball SID: John Farina
 Office Phone: (517) 355-2273
 Home Phone: (517) 355-5914
 Basketball Press Box Phone: (517) 353-1626
 FAX Phone Number: (517) 353-9636

1990-91 Returnees

Name	GP-GS	Pos.	Yr.	Ht.	PPG	RPG	APG
Steve Smith	31-29	G	Sr.	6-6	20.2	7.0	4.8
Matt Steigenga	34-33	F	Jr.	6-7	10.4	3.5	1.8
Parish Hickman	34-12	F	Jr.	6-7	6.3	4.4	0.7
Mike Peplowski	28-23	C	So.	6-10	5.3	5.8	0.8

1990-91 Newcomers

Name	Pos.	Yr.	Ht.	Hometown (School)
Andy Penick	G	Fr	6-2	Louisville, KY (Pleasure Ridge Park)
Kris Weshinsky	G	Fr	6-3	Purcellville, VA (Purcellville)
Shawn Respert	G	Fr	6-3	Detroit, MI (Bishop Borgess)
Anthony Miller	F	Fr	6-9	Benton Harbor, MI (Benton Harbor)

Key Losses

Name	GP-GS	Pos.	Yr.	Ht.	PPG	RPG	APG
Kirk Manns	31-24	G	Sr.	6-1	15.3	1.8	1.8
Ken Redfield	34-34	F	Sr.	6-7	11.6	6.8	3.1

MICHIGAN STATE 1989-90 Results

	MSU	OPP
Auburn	92	79
Texas A&M	87	75
Kansas State	73	68
Nebraska	80	69
Furman	84	63
Austin Peay State	88	76
Illinois-Chicago	57	65
Detroit	94	65
Bowling Green State	79	81
Evansville	80	66
Eastern Michigan	87	73
San Jose State	88	61
Princeton	51	49
WISCONSIN	64	61
Ohio State	78	68
Iowa	87	80
Illinois	64	73
Northwestern	91	80
Indiana	75	57
Michigan	63	65
Minnesota	74	79
Purdue	64	53
WISCONSIN	60	57
Ohio State	84	75
Iowa	80	70
Illinois	70	63
Indiana	72	66
Michigan	78	70
Minnesota (OT)	75	73
Northwestern	84	68
Purdue	72	70
Murray State (NCAA) (OT)	75	71
UC Santa Barbara (NCAA)	62	58
Georgia Tech (NCAA) (OT)	80	81



Steve Smith

1990-91 Schedule

Nov. 23	FURMAN
Nov. 28	at Nebraska
Dec. 1	at Bowling Green
Dec. 8	at Detroit
Dec. 13	at Cincinnati
Dec. 15	UNLV (Auburn Hills, MI)
Dec. 18	EVANSVILLE
Dec. 20	CENTRAL MICHIGAN
Dec. 28-29	SPARTAN CLASSIC
Jan. 3	MICHIGAN
Jan. 5	at Iowa
Jan. 10	WISCONSIN
Jan. 12	NORTHWESTERN
Jan. 17	at Illinois
Jan. 19	MINNESOTA
Jan. 23	at Purdue
Jan. 26	at Indiana
Jan. 31	OHIO STATE
Feb. 7	IOWA
Feb. 9	at Wisconsin
Feb. 14	at Northwestern
Feb. 16	ILLINOIS
Feb. 23	PURDUE
Feb. 25	at Minnesota
Feb. 28	INDIANA
Mar. 3	at Ohio State
Mar. 9 or 10	at Michigan


Home games in all caps

Minnesota

Monday, Jan. 7, 8:30 p.m., UW Fieldhouse
March 9 or 10, TBA, Williams Arena



Clem Haskins



Kevin Lynch

Quick Facts

Location: Minneapolis, MN 55455
Enrollment: 42,000
Nickname: Golden Gophers
Colors: Maroon and gold
Arena: Williams Arena (16,434)
Conference: Big Ten
Athletic Director: Rick Bay
Basketball Office
Head Coach: Clem Haskins (Western Kentucky, 1967)
Office Phone: (612) 625-3085
Minnesota Record: 61-58/4 years
Career Record: 162-131/10 years
Assistant Coaches: Al Brown (Purdue, 1964), Silas McKinnie (Iowa, 1968), Dave Thorson (Hamline, 1988), Dan Kosmoski (Minnesota, 1977)

Quick Stats

1989-90 Record: 23-9
1989-90 Big Ten Record/Finish: 11-7 (T4th)
Postseason Record: Defeated UTEP 64-61 (OT), Northern Iowa 81-78, Syracuse 82-75, Lost to Georgia Tech 93-91
Lettermen Returning/Lost: 6/5
Starters Returning/Lost: 1/4
Series Record vs. UW: 83-69 Minnesota
Sports Information
SID: Bob Peterson
Office Phone: (612) 625-4090
Home Phone: (612) 644-2658
Basketball SID: Marc Ryan
Home: (612) 423-3313
Basketball Press Box Phone: (612) 626-1308
FAX Phone Number: (612) 625-0359

1990-91 Returnees

Name	GP-GS	Pos.	Yr.	Ht.	PPG	RPG	APG
Kevin Lynch	32-31	F	Sr.	6-5	13.4	2.8	3.2
Walter Bond	32-10	G/F	Sr.	6-5	10.5	4.2	2.9

1990-91 Newcomers


Name	Pos.	Yr.	Ht.	Hometown (School)
Dana Jackson	F	So.	6-8	Chicago, IL (San Diego State)
Arriel McDonald	G	Fr.	6-2	Raleigh, NC (Athens Drive)
Ernest Nzigamasabo	F/C	Fr.	6-9	Bujumbura, Burundi, Africa (Mound-Westonka, Mound, MN)
Randy Carter	F	Fr.	6-8	Memphis, TN (Central)
Chad Kolander	F	Fr.	6-9	Owatonna, MN (Owatonna)
Jon Laster	G	Fr.	6-4	Denver, CO (East)
Townend Orr	G	Fr.	6-1	Dalton, OH (Thorridge)

Key Losses

Name	GP-GS	Pos.	Yr.	Ht.	PPG	RPG	APG
Willie Burton	32-31	F	Sr.	6-7	19.3	6.4	1.8
Melvin Newbern	32-32	G	Sr.	6-4	14.8	3.3	5.2
Jim Shikenjanski	32-27	C	Sr.	6-9	9.4	3.4	0.7
Richard Coffey	30-28	F	Sr.	6-6	8.9	9.3	1.0

MINNESOTA 1989-90 Results

	MINN	OPP
Cincinnati	64	66
Chicago State	85	62
Toledo	85	70
Iowa State	98	82
Detroit	89	61
Kansas State	69	68
Washington	77	60
Northern Illinois	81	62
Youngstown State	97	57
Rider College	116	48
Illinois	91	74
Purdue	78	86
Michigan	83	87
Northwestern	97	75
Ohio State	83	78
WISCONSIN	75	77
Iowa	84	72
Indiana	108	89
Michigan State	79	74
Illinois	72	99
Purdue	73	72
Michigan	73	77
Northwestern	90	72
WISCONSIN	68	67
Iowa	102	80
Indiana	75	70
Michigan State (OT)	73	75
Ohio State	83	93
Texas-El Paso (NCAA) (OT)	64	61
Northern Iowa (NCAA)	81	78
Syracuse (NCAA)	82	75
Georgia Tech (NCAA)	91	93



Kevin Lynch


1990-91 Schedule

Nov. 25	ROBERT MORRIS
Nov. 27	AUGUSTA COLLEGE
Dec. 1	NORTHERN ILLINOIS
Dec. 3	at Iowa State
Dec. 13	SANTA CLARA
Dec. 15	OREGON STATE
Dec. 20	CINCINNATI
Dec. 22	at Washington
Dec. 29	VIRGINIA
Jan. 5	at Youngstown State
Jan. 7	at Wisconsin
Jan. 10	at Illinois
Jan. 12	IOWA
Jan. 17	PURDUE
Jan. 19	at Michigan State
Jan. 24	OHIO STATE
Jan. 26	at Northwestern
Jan. 31	MICHIGAN
Feb. 3	INDIANA
Feb. 10	ILLINOIS
Feb. 14	at Iowa
Feb. 16	at Purdue
Feb. 23	at Ohio State
Feb. 25	MICHIGAN STATE
Feb. 28	NORTHWESTERN
Mar. 3	at Michigan
Mar. 7	at Indiana
Mar. 9 or 10	WISCONSIN


Home games in all caps

Northwestern

Thursday, Jan. 24, 6:30 or 8:30 p.m., Welsh-Ryan Arena
 Sunday, Feb. 24, 1:05 p.m., UW Fieldhouse



Bill Foster



Lucis Reece

Quick Facts

Location: Evanston, IL 60208
 Enrollment: 7,400
 Nickname: Wildcats
 Colors: Purple and white
 Arena: Welsh-Ryan Arena (8,117)
 Conference: Big Ten
 Athletic Director: Dr. Bruce Corrie
Basketball Office
 Head Coach: Bill Foster (Elizabethtown State, 1954)
 Office Phone: (708) 491-7904
 Northwestern Record: 32-80/4 years
 Career Record: 445-348/30 years
 Assistant Coaches: Bill Donlon (Virginia Commonwealth, 1969), Tim Carter (Kansas, 1979)

Quick Stats

1989-90 Record: 9-19
 1989-90 Big Ten Record: 2-16/10th
 Lettermen Returning/Lost: 4/7
 Starters Returning/Lost: 1/4
 Series Record vs. UW: 77-54 Wisconsin

Sports Information

SID: Tim Clodjeaux
 Office Phone: (708) 491-7503
 Home Phone: (708) 771-8129
 Basketball SID: John Estes
 Home Phone: (312) 761-1278
 Basketball Press Box Phone: (708) 491-8852
 FAX Phone Number: (708) 491-8818

1990-91 Returnees

Name	GP-GS	Pos.	Yr.	Ht.	PPG	RPG	APG
Evan Pedersen	28-17	F	Jr.	6-9	4.8	3.6	0.6
Todd Leslie	28- 0	G	So.	6-5	4.4	0.9	0.7

1990-91 Newcomers


Name	Pos.	Yr.	Ht.	Hometown (School)
Pat Baldwin	F	Fr.	6-1	Leavenworth, KS (Leavenworth)
Kip Kirkpatrick	G	Fr.	6-5	Lexington, KY (Henry Clay)
Kevin Rankin	C	Fr.	6-11	De Pere, WI (Abbott Pennings)
Eric Simpson	G	Fr.	6-2	Chicago, IL (St. Ingantius)

Key Losses

Name	GP-GS	Pos.	Yr.	Ht.	PPG	RPG	APG
Rex Walters	28-28	G	Jr.	6-3	17.6	2.7	4.5
Walter Lambiotte	27-25	F	Sr.	6-7	16.8	4.9	2.7
Brian Schwabe	27-21	C	Sr.	6-9	9.4	6.5	0.9

NORTHWESTERN 1989-90 Results

	NU	OPP
Illinois Wesleyan	81	72
Wis.-Green Bay	87	65
Duke	77	103
Tulane	108	78
Loyola	85	65
NE Illinois	103	63
Brigham Young	68	69
William & Mary	103	78
Vanderbilt	80	81
Northeastern	74	70
Purdue	77	93
Indiana	63	77
Illinois	78	85
Minnesota	75	97
Michigan State	80	91
Michigan	79	86
WISCONSIN	87	85
Ohio State	77	101
Iowa	80	98
Purdue	60	67
Indiana	75	98
Illinois	75	88
Minnesota	72	90
Iowa	72	66
Michigan	69	94
WISCONSIN	50	65
Ohio State	86	95
Michigan State	68	84



Lucis Reece


1990-91 Schedule

Nov. 23	ILLINOIS WESLEYAN
Nov. 27	OAKLAND UNIVERSITY
Dec. 1	FLORIDA INTERNATIONAL
Dec. 8	Western Illinois (First Chicago Classic)
Dec. 15	LOYOLA
Dec. 21-22	at St. Louis Tournament
Dec. 28-29	at Hall of Fame Classic
Jan. 3	PURDUE
Jan. 5	at Indiana
Jan. 10	OHIO STATE
Jan. 12	at Michigan State
Jan. 17	at Michigan
Jan. 19	at Northeastern
Jan. 24	WISCONSIN
Jan. 26	MINNESOTA
Feb. 2	at Iowa
Feb. 4	at Illinois
Feb. 7	INDIANA
Feb. 9	at Ohio State
Feb. 14	MICHIGAN STATE
Feb. 16	MICHIGAN
Feb. 24	at Wisconsin
Feb. 28	at Minnesota
Mar. 2	ILLINOIS
Mar. 7	IOWA
Mar. 9	at Purdue


Home games in all caps

Ohio State

Saturday, Jan. 12, 7:05 p.m., St. John Arena
Thursday, Feb. 14, 7:05 p.m., UW Fieldhouse



Randy Ayers



Perry Carter

Quick Facts

Location: Columbus, OH 43210
Enrollment: 54,000
Nickname: Buckeyes
Colors: Scarlet and gray
Arena: St. John (13,276)
Conference: Big Ten
Athletic Director: James L. Jones

Basketball Office

Head Coach: Randy Ayers (Miami (OH), 1978)
Office Phone: (614) 292-0505
Ohio State Record: 17-13/1 year
Career Record: 17-13/1 year
Assistant Coaches: Les Fertig (Oklahoma, 1969), Dave Cecutti (Capital, 1977)

Quick Stats

1989-90 Record: 17-13
1989-90 Big Ten Record/Finish: 10-8/6
Postseason Record: Defeated Providence 84-83 (OT), lost to UNLV 76-65
Lettermen Returning/Lost: 11/0
Starters Returning/Lost: 5/0
Series Record vs. UW: 65-47 Ohio State

Sports Information

SID: Steve Snapp
Office Phone: (614) 292-6861
Home Phone: (614) 261-1045
Basketball SID: Bob Goldring
Basketball Press Box Phone: (614) 292-1813
FAX Phone Number: (614) 292-8547

1990-91 Returnees

Name	GP-GS	Pos.	Yr.	Ht.	PPG	RPG	APG
Jim Jackston	30-30	F	So.	6-6	16.1	5.5	3.7
Perry Carter	29-26	C	Sr.	6-8	15.2	7.8	1.1
Alex Davis	30-15	G	So.	6-1	10.7	2.1	1.4
Mark Baker	30-15	G	Jr.	6-1	9.1	2.4	3.6

1990-91 Newcomers

Name	Pos.	Yr.	Ht.	Hometown (School)
Joe Reid	F	Fr	6-8	Chargin Falls, OH (University)
Jimmy Ratliff	F	Fr	6-8	Middletown, OH (Middletown)
Jamie Skelton	G	Fr	6-2	Dayton, OH (Meadowdale)

Key Losses

None

OHIO STATE 1989-90 Results

	OSU	OPP
DePaul	53	71
Mount St. Mary's	102	63
N.C. State	54	68
Oklahoma State	59	81
American University	74	64
Robert Morris	78	51
South Carolina	59	46
LaSalle	62	74
New Orleans	74	66
Indiana	69	67
Iowa	79	73
Michigan State	68	78
WISCONSIN	68	53
Michigan	88	90
Minnesota	78	83
Purdue	66	78
Illinois	81	92
Northwestern	101	77
Louisville (OT)	91	88
Iowa	98	80
Michigan State	75	84
WISCONSIN	68	58
Michigan	64	61
Purdue	70	75
Illinois	86	80
Northwestern	95	86
Indiana	66	77
Minnesota	93	83
Providence (NCAA) (OT)	84	83
UNLV (NCAA)	65	76




Jimmy Jackson

1990-91 Schedule

Nov. 25	BETHUNE COOKMAN
Nov. 28	DELAWARE STATE
Dec. 1	YOUNGSTOWN STATE
Dec. 8	CHICAGO STATE
Dec. 12	WRIGHT STATE
Dec. 15	at American
Dec. 17	TENNESSEE STATE
Dec. 22	vs. Georgetown (Las Vegas, NV)
Dec. 27-28	at West Palm Beach Classic
Jan. 3	IOWA
Jan. 5	at Michigan
Jan. 10	at Northwestern
Jan. 12	WISCONSIN
Jan. 19	ILLINOIS
Jan. 21	at Indiana
Jan. 24	at Minnesota
Jan. 31	at Michigan State
Feb. 3	PURDUE
Feb. 9	NORTHWESTERN
Feb. 11	MICHIGAN
Feb. 14	at Wisconsin
Feb. 17	INDIANA
Feb. 20	at Illinois
Feb. 23	MINNESOTA
Mar. 3	MICHIGAN STATE
Mar. 6	at Purdue
Mar. 9 or 10	at Iowa

Home games in all caps

Purdue



Gene Keady

Quick Facts


Location: West Lafayette, IN 47907
 Enrollment: 35,817
 Nickname: Boilermakers
 Colors: Old gold and black
 Arena: Mackey Arena (14,123)
 Conference: Big Ten
 Athletic Director: George S. King
Basketball Office
 Head Coach: Gene Keady (Kansas State, 1958)
 Office Phone: (317) 494-3214
 Purdue Record: 215-93/10th year
 Career Record: 253-112/12th year
 Assistant Coaches: Bruce Weber (UW-Milwaukee, 1978), Tom Reiter (Wisconsin, 1975), Frank Kendrick (Purdue, 1974), Steve Lavin (Chapman, 1988)



Quick Stats

1989-90 Record: 22-8
 1989-90 Big Ten Record/Finish: 13-5/2nd
 Postseason Record: Defeated NE Louisiana 75-63, lost to Texas 73-72
 Lettermen Returning/Lost: 9/3
 Starters Returning/Lost: 2/3
 Series Record vs. UW: 84-48 Purdue
Sports Information
 SID: Mark Adams
 Office Phone: (317) 494-3200
 Home Phone: (317) 463-0102
 Basketball Press Box Phone: (317) 494-6364
 FAX Phone Number: (317) 494-5447

Saturday, Jan. 26, 4:05 p.m., UW Fieldhouse
 Thursday, Feb. 28, 7:05 p.m., Mackey Arena



Woody Austin

1990-91 Returnees

Name	GP-GS	Pos.	Yr.	Ht.	PPG	RPG	APG
Woody Austin	30-24	G	Jr.	6-2	8.5	2.5	2.2
Jimmy Oliver	30-0	F	Sr.	6-6	8.0	2.5	2.0
Chuckie White	30-30	F	Sr.	6-6	7.8	5.5	2.1

1990-91 Newcomers


Name	Pos.	Yr.	Ht.	Hometown (School)
Linc Darnier	G	Fr.	6-4	Anderson, IN (Highland)
Ian Stanback	F	Fr.	6-7	East St. Louis, IL (Senior)
Travis Trice	G	Fr.	6-1	Princeton, IN (Princeton)
Cornelius McNary	G	Fr.	6-9	Matteson, IL

Key Losses

Name	GP-GS	Pos.	Yr.	Ht.	PPG	RPG	APG
Stephen Scheffler	30-30	C	Sr.	6-9	16.8	6.1	1.2
Tony Jones	30-30	G	Sr.	6-3	14.6	2.9	5.7
Ryan Berning	30-30	F	Sr.	6-9	8.9	5.7	1.5

PURDUE 1989-90 Results

	PUR	OPP
Ball State	57	43
Utah	65	63
Long Beach State	69	70
Illinois State	83	69
St. Louis	61	54
Wichita State	62	54
California	60	55
Wake Forest	66	52
Arizona	66	85
Eastern Illinois	82	55
Northwestern	93	77
Minnesota	86	78
Indiana (OT)	81	79
WISCONSIN	56	54
Illinois	81	68
Ohio State	78	66
Iowa	80	59
Michigan	91	73
Michigan State	53	64
Northwestern	67	60
Minnesota	72	73
WISCONSIN	62	55
Indiana	72	49
Illinois	78	90
Ohio State	75	70
Iowa	63	64
Michigan	79	77
Michigan State	70	72
Northeast Louisiana (NCAA)	75	63
Texas (NCAA)	72	73



Woody Austin

1990-91 Schedule

Nov. 24	STETSON
Nov. 26	MASSACHUSETTS
Nov. 30-	BOILERMAKER
Dec. 1	INVITATIONAL
Dec. 6	at California
Dec. 8	at St. Louis
Dec. 15	FURMAN
Dec. 20	BUTLER
Dec. 22	NORTH CAROLINA
Dec. 29	at Georgia
Jan. 3	at Northwestern
Jan. 5	at Illinois
Jan. 12	MICHIGAN
Jan. 14	INDIANA
Jan. 17	at Minnesota
Jan. 23	MICHIGAN STATE
Jan. 26	at Wisconsin
Jan. 31	IOWA
Feb. 3	at Ohio State
Feb. 6	ILLINOIS
Feb. 10	at Indiana
Feb. 16	MINNESOTA
Feb. 18	at Michigan
Feb. 23	at Michigan State
Feb. 28	WISCONSIN
Mar. 2	at Iowa
Mar. 6	OHIO STATE
Mar. 9 or 10	NORTHWESTERN

Home games in all caps

Series Scores with 1990-91 Opponents

Illinois

Date	Place	Wis.	Opp.
Mar. 3, 1906	Urbana	36	32
Mar. 10, 1906	Madison	1	01
Jan. 16, 1907	Champaign	22	16
Feb. 1, 1907	Madison	47	13
Jan. 18, 1908	Champaign	28	20
Mar. 9, 1908	Madison	27	14
Jan. 16, 1909	Champaign	19	28
Jan. 22, 1909	Madison	20	10
Jan. 15, 1910	Madison	28	16
Jan. 21, 1910	Urbana	14	34
Jan. 21, 1911	Madison	20	17
Mar. 11, 1911	Champaign	18	21
Jan. 13, 1912	Madison	27	11
Mar. 15, 1912	Urbana	23	15
Jan. 11, 1913	Urbana	16	15
Feb. 21, 1913	Madison	18	13
Jan. 10, 1914	Urbana	26	25
Feb. 20, 1914	Madison	29	16
Feb. 8, 1915	Urbana	19	39
Feb. 13, 1915	Madison	17	19
Jan. 22, 1916	Urbana	20	27
Feb. 19, 1916	Madison	34	14
Jan. 20, 1917	Madison	25	14
Feb. 24, 1917	Urbana	17	20
Jan. 19, 1918	Champaign	22	21
Feb. 23, 1918	Madison	23	15
Jan. 15, 1919	Madison	15	25
Feb. 15, 1919	Urbana	14	16
Jan. 24, 1920	Urbana	20	43
Feb. 21, 1920	Madison	33	29
Jan. 22, 1921	Madison	23	18
Feb. 19, 1921	Champaign	9	17
Feb. 10, 1922	Madison	25	23
Feb. 27, 1922	Champaign	35	37
Feb. 16, 1924	Madison	13	12
Feb. 25, 1924	Champaign	20	31
Feb. 21, 1925	Urbana	25	35
Mar. 9, 1925	Madison	24	9
Feb. 28, 1927	Champaign	28	32
Mar. 5, 1927	Madison	39	13
Jan. 16, 1928	Madison	33	34
Mar. 9, 1928	Champaign	32	22
Jan. 18, 1930	Madison	14	9
Feb. 24, 1930	Madison	23	17
Jan. 5, 1931	Champaign	12	9
Jan. 24, 1931	Madison	30	20
Feb. 11, 1933	Champaign	25	38
Feb. 20, 1933	Madison	15	29
Jan. 6, 1934	Champaign	17	20
Feb. 17, 1934	Madison	28	22
Jan. 11, 1936	Madison	27	29
Feb. 15, 1936	Champaign	20	36
Jan. 9, 1937	Madison	28	31
Feb. 22, 1937	Champaign	31	48
Jan. 21, 1939	Madison	34	37
Feb. 19, 1940	Champaign	35	37
Feb. 15, 1941	Madison	46	30
Jan. 3, 1942	Madison	40	55
Feb. 23, 1942	Champaign	43	45
Jan. 11, 1943	Madison	40	52
Feb. 20, 1943	Champaign	26	50
Jan. 3, 1944	Madison	43	45*
Jan. 7, 1944	Champaign	43	38
Jan. 1, 1946	Madison	31	38
Feb. 18, 1946	Champaign	53	72
Jan. 1, 1947	Madison	53	47
Jan. 25, 1947	Champaign	37	63
Jan. 3, 1948	Madison	52	47
Jan. 24, 1948	Champaign	36	57
Jan. 3, 1949	Champaign	50	62
Feb. 5, 1949	Madison	54	61
Jan. 2, 1950	Madison	59	50
Feb. 25, 1950	Champaign	58	76
Jan. 1, 1951	Madison	69	71*
Feb. 10, 1951	Champaign	52	63
Jan. 7, 1952	Champaign	49	53
Mar. 8, 1952	Madison	58	48
Jan. 10, 1953	Champaign	61	71
Feb. 7, 1953	Madison	61	65
Feb. 13, 1954	Madison	64	70*
Feb. 22, 1954	Champaign	64	66
Jan. 1, 1955	Champaign	79	64
Feb. 19, 1955	Madison	71	99
Jan. 9, 1956	Champaign	77	96
Jan. 12, 1957	Madison (TV)	63	79
Jan. 4, 1958	Madison	59	64
Jan. 13, 1958	Champaign	71	70
Jan. 5, 1959	Madison	51	77
Feb. 16, 1959	Champaign	54	93

Feb. 20, 1960	Madison	75	63
Feb. 6, 1961	Champaign	73	77
Jan. 29, 1962	Champaign	85	81
Feb. 19, 1962	Madison	103	101
Feb. 11, 1963	Madison	84	77
Feb. 23, 1963	Champaign (TV)	77	89
Mar. 7, 1964	Champaign	73	97
Dec. 15, 1964	Madison	56	70
Dec. 14, 1965	Madison	70	90
Jan. 11, 1966	Champaign	64	80
Dec. 19, 1966	Champaign	74	87
Mar. 11, 1967	Madison	102	92
Feb. 6, 1968	Madison	60	68
Feb. 1, 1969	Champaign	73	86
Jan. 3, 1970	Madison	69	74
Feb. 3, 1970	Champaign	66	65
Jan. 12, 1971	Champaign	82	84
Feb. 23, 1971	Madison	88	84
Feb. 26, 1972	Champaign	86	91
Mar. 11, 1972	Madison	97	84
Jan. 8, 1973	Champaign	74	76
Feb. 10, 1973	Madison	99	88
Jan. 19, 1974	Madison	101	75
Jan. 13, 1975	Champaign	56	72
Feb. 10, 1975	Madison	76	70
Jan. 12, 1976	Champaign	61	71
Feb. 9, 1976	Madison	59	70
Feb. 3, 1977	Champaign	71	81
Feb. 12, 1977	Madison	62	50
Feb. 2, 1978	Champaign	71	74
Feb. 11, 1978	Madison	80	73
Jan. 18, 1979	Madison	74	81
Feb. 15, 1979	Champaign	64	81
Jan. 19, 1980	Madison	64	69
Feb. 7, 1980	Champaign	50	67
Jan. 24, 1981	Champaign	54	45
Feb. 12, 1982	Madison	65	84
Feb. 4, 1982	Champaign	54	88
Feb. 13, 1982	Madison	60	68
Jan. 8, 1983	Madison	54	61
Mar. 10, 1983	Champaign	64	71
Jan. 7, 1984	Madison	62	63*
Mar. 10, 1984	Champaign	57	81
Jan. 17, 1985	Madison	67	78
Feb. 16, 1985	Champaign (TV)	49	68
Jan. 16, 1986	Champaign	54	73
Feb. 15, 1986	Madison	74	82
Jan. 8, 1987	Madison	66	68
Feb. 7, 1987	Champaign	74	99
Jan. 16, 1988	Madison (TV)	65	80
Feb. 21, 1988	Champaign	65	85
Jan. 12, 1989	Champaign	80	103
Feb. 18, 1989	Madison (TV)	72	52
Feb. 18, 1989	Madison (TV)	72	52
Jan. 4, 1990	Champaign (TV)	59	73
Jan. 25, 1990	Madison (TV)	63	66

Wisconsin Won 54, Lost 90

Games at Madison—74: Wis 39-35

Games at Champaign—70: Wis 15-55

Highlights of Wisconsin-Illinois Series

Longest Winning Streak:

Wisconsin—at Madison—9, March 10, 1906 to Feb. 20, At Champaign—3 (1) March 3, 1906 to Jan. 18, 1908; (2) March 15, 1912 to Jan. 10, 1914; (3) March 9, 1928 to Jan. 5, 1931.

Illinois—at Madison—10, Jan. 18, 1979 to Jan. 16, 1988. At Champaign—9, Feb. 18, 1946 to Feb. 22, 1954; (2) Feb. 4, 1982 to Jan. 25, 1990 (in progress).

Longest Winning Streak—Home and Away:

Wisconsin—6, (1) March 3, 1906 to March 9, 1908; (2) Jan. 13, 1912 to Feb. 20, 1914.

Illinois—16 Feb. 12, 1981 to Jan. 12, 1989.

Points

Wisconsin—103, Feb. 19, 1962

Illinois—103, Jan. 12, 1989

Points by Both Teams

204, Feb. 1, 1962 (Wisconsin 103, Illinois 101)

Largest Margin of Victory

39, Illinois, Feb. 16, 1959 (93-54)

34, Wisconsin, Feb. 1, 1907 (47-13)

Individual Scoring

Wisconsin—31, by Scott Roth, Jan. 17, 1985 (at Madison); by Rick Olson, Feb. 15, 1986 (at Madison).

Illinois—36, by Greg Johnson, Feb. 1, 1969 (at Champaign).

Indiana

Date	Place	Wis.	Opp.
Jan. 29, 1910	Madison	11	13
Mar. 7, 1910	Bloomington	33	8

Feb. 3, 1911	Madison	51	9
Mar. 10, 1911	Bloomington	18	21
Feb. 17, 1912	Madison	51	10
Mar. 16, 1912	Bloomington	32	21
Feb. 13, 1913	Bloomington	30	19
Feb. 27, 1913	Madison	48	10
Jan. 12, 1914	Bloomington	57	15
Feb. 24, 1914	Madison	46	24
Jan. 9, 1915	Bloomington	39	18
Jan. 18, 1915	Madison	49	15
Mar. 6, 1917	Madison	29	14
Mar. 15, 1917	Bloomington	18	16
Feb. 24, 1919	Madison	29	16
Mar. 15, 1919	Bloomington	12	22
Jan. 8, 1923	Bloomington	17	10
Mar. 12, 1923	Madison	35	17
Jan. 5, 1924	Bloomington	23	21
Jan. 14, 1924	Madison	28	27
Jan. 11, 1926	Madison	33	31
Mar. 9, 1926	Bloomington	20	35
Jan. 8, 1927	Madison	23	28
Feb. 26, 1927	Bloomington	23	31
Jan. 14, 1929	Madison	24	20
Feb. 16, 1929	Bloomington	27	25
Jan. 23, 1930	Bloomington	23	21*
Mar. 8, 1930	Madison	34	23
Feb. 15, 1932	Bloomington	21	33
Mar. 5, 1932	Madison	35	26
Jan. 14, 1933	Bloomington	38	37
Feb. 18, 1933	Madison	28	29*
Jan. 12, 1935	Bloomington	30	23
Feb. 16, 1935	Madison	37	27*
Jan. 20, 1936	Madison	24	26
Feb. 22, 1936	Bloomington	21	54
Feb. 7, 1938	Bloomington	44	47
Feb. 28, 1938	Madison	34	32
Jan. 14, 1939	Bloomington	19	43
Jan. 15, 1940	Madison	34	40
Feb. 24, 1941	Bloomington	38	30
Jan. 5, 1942	Bloomington	34	38
Jan. 24, 1942	Madison	42	36
Feb. 13, 1943	Madison	44	51
Feb. 15, 1943	Madison	57	53
Feb. 11, 1944	Bloomington	62	43
Feb. 12, 1944	Bloomington	52	31
Jan. 11, 1947	Madison	70	49
Jan. 10, 1948	Bloomington	58	54
Jan. 15, 1949	Madison	58	48
Jan. 7, 1950	Bloomington	59	61
Mar. 5, 1951	Bloomington	58	68
Feb. 23, 1952	Madison	48	63
Feb. 9, 1953	Bloomington	48	66
Feb. 16, 1953	Madison	70	72
Jan. 4, 1954	Bloomington	67	70
Jan. 16, 1954	Madison	74	90
Jan. 15, 1955	Madison	77	66
Feb. 7, 1955	Bloomington	58	65
Jan. 7, 1956	Madison (TV)	71	75
Feb. 13, 1956	Bloomington	69	67
Jan. 7, 1957	Bloomington	68	79
Feb. 23, 1957	Madison	74	85
Feb. 10, 1958	Madison	87	93
Mar. 7, 1959	Bloomington	71	97
Feb. 6, 1960	Madison	85	97
Feb. 13, 1960	Bloomington	71	91
Feb. 18, 1961	Madison	84	98
Mar. 6, 1961	Bloomington	69	80
Feb. 12, 1962	Bloomington	105	94
Feb. 25, 1963	Madison	102	96
Feb. 17, 1964	Madison	80	82
Feb. 24, 1964	Bloomington	82	108
Feb. 20, 1965	Bloomington	87	100
Mar. 8, 1965	Madison	73	92
Feb. 7, 1966	Madison	79	78
Feb. 11, 1967	Bloomington	81	93
Feb. 10, 1968	Madison (TV)	95	83
Mar. 5, 1968	Bloomington	85	93
Feb. 4, 1969	Madison	63	65
Feb. 25, 1969	Bloomington	84	101
Feb. 17, 1970	Bloomington	77	89
Mar. 2, 1971	Madison	94	87
Jan. 15, 1972	Bloomington	66	64*
Feb. 12, 1972	Madison	76	84
Jan. 6, 1973	Madison	64	78
Feb. 24, 1973	Bloomington	55	57
Jan. 12, 1974	Bloomington	51	52
Feb. 11, 1974	Madison	63	81
Jan. 29, 1975	Madison	69	89
Feb. 17, 1975	Bloomington	58	93
Jan. 31, 1976	Bloomington	61	114
Feb. 24, 1976	Madison	67	96
Jan. 15, 1977	Madison	64	79
Feb. 24, 1977	Bloomington	66	64
Jan. 14, 1978	Madison	78	65

Feb. 23, 1978	Bloomington	54	58
Jan. 25, 1979	Bloomington	61	82
Feb. 17, 1979	Madison	62	68*
Jan. 5, 1980	Madison	52	50
Feb. 28, 1980	Bloomington	52	61
Feb. 5, 1981	Bloomington	64	89
Feb. 14, 1981	Madison	52	59
Jan. 28, 1982	Madison	56	62
Feb. 18, 1982	Bloomington	57	88
Feb. 3, 1983	Bloomington	73	83
Feb. 12, 1983	Madison	56	75
Feb. 4, 1984	Madison	67	81
Feb. 9, 1984	Bloomington	64	74
Jan. 12, 1985	Bloomington (TV)	68	90
Feb. 7, 1985	Madison	54	58
Jan. 11, 1986	Madison	69	80
Feb. 6, 1986	Bloomington	69	78
Jan. 15, 1987	Bloomington	65	103
Feb. 16, 1987	Madison (TV) 3 OT	85	86
Jan. 14, 1988	Bloomington	53	55
Feb. 24, 1988	Madison (TV)	74	84
Jan. 19, 1989	Madison (OT)	58	61
Mar. 9, 1989	Bloomington	64	75
Feb. 1, 1990	Bloomington	61	85
Mar. 3, 1990	Madison	68	70

Wisconsin Won 46, Lost 75

Games at Madison—60; Wis. 26-34
Games at Bloomington—61; Wis. 20-41

Highlights of Wisconsin-Indiana Series

Longest Winning Streak:

Wisconsin—At Madison—7, March 7, 1910 to March 6, 1917. At Bloomington—8, March 16, 1912 to Jan. 5, 1924.

Indiana—At Madison—10, Feb. 14, 1981 to Mar. 3, 1990 (in progress). At Bloomington—13, Feb. 23, 1978 to Feb. 1, 1990 (in progress).

Longest Winning Streak at Home and Away:

Wisconsin—11, Feb. 17, 1912 to Feb. 24, 1919.
Indiana—21, Feb. 28, 1980 to Mar. 3, 1990 (in progress)

Points by One Team

114, by Indiana, Jan. 31, 1976

Points by Both Teams

199, Feb. 12, 1962 (Wisconsin 105, Indiana 94)

Largest Victory Margin

53, Indiana, Jan. 31, 1976 (Indiana 114-61).
42, Wisconsin, Feb. 3, 1911 (51-9); Jan. 12, 1914 (57-15)

Individual Scoring

Wisconsin—42, by Ken Barnes, March 8, 1965 (at Madison)
Indiana—44, by Jim Rayl, Feb. 12, 1962 (at Bloomington)

Iowa

Date	Place	Wis.	Opp.
Mar. 1, 1909	Madison	30	9
Jan. 5, 1912	Iowa City	38	12
Feb. 12, 1912	Madison	30	5
Jan. 10, 1916	Iowa City	36	31*
Feb. 28, 1916	Madison	39	17
Jan. 8, 1918	Iowa City	36	22
Jan. 21, 1918	Iowa City	34	19
Feb. 10, 1919	Madison	29	18
Mar. 10, 1919	Iowa City	27	29
Jan. 5, 1920	Iowa City	35	18
Jan. 10, 1920	Madison	20	21
Jan. 7, 1922	Iowa City	18	15
Feb. 13, 1922	Madison	18	24
Mar. 8, 1924	Iowa City	19	22
Mar. 11, 1924	Madison	36	26
Feb. 16, 1925	Madison	16	15
Mar. 3, 1925	Iowa City	25	23
Feb. 22, 1927	Madison	24	21
Mar. 11, 1927	Iowa City	17	26
Feb. 20, 1928	Madison	31	21
Mar. 3, 1928	Madison	20	17
Feb. 16, 1930	Madison	17	19
Jan. 17, 1931	Madison	24	13
Jan. 9, 1933	Madison	21	19
Feb. 13, 1933	Iowa City	25	31
Jan. 8, 1934	Iowa City	26	32
Mar. 3, 1934	Madison	35	32
Jan. 13, 1936	Madison	27	21
Feb. 17, 1936	Iowa City	25	32
Jan. 18, 1937	Madison	29	23
Feb. 20, 1937	Iowa City	35	43
Jan. 7, 1939	Madison	28	24
Feb. 19, 1940	Iowa City	35	37
Jan. 11, 1941	Madison	49	35
Jan. 10, 1942	Iowa City	45	49
Mar. 7, 1942	Madison	62	45
Feb. 19, 1945	Iowa City	53	54
Feb. 24, 1945	Madison	38	68
Jan. 7, 1946	Iowa City	50	57
Feb. 16, 1946	Madison	39	44

Jan. 4, 1947	Iowa City	63	62
Feb. 3, 1947	Madison	60	53
Jan. 12, 1948	Madison	60	51
Feb. 21, 1948	Iowa City	40	62
Feb. 19, 1949	Iowa City	60	61
Feb. 28, 1949	Madison	80	47
Feb. 13, 1950	Iowa City	66	62*
Feb. 18, 1950	Madison	53	44
Feb. 17, 1951	Madison	60	73
Mar. 3, 1952	Iowa City	78	75
Dec. 15, 1952	Madison	75	70
Dec. 29, 1952	Iowa City	66	83
Jan. 9, 1954	Iowa City	54	71
Jan. 3, 1955	Madison	69	86
Feb. 6, 1956	Madison	74	78
Feb. 18, 1956	Iowa City	66	80
Jan. 19, 1957	Madison	47	70
Mar. 9, 1957	Iowa City (TV)	60	59
Feb. 17, 1958	Iowa City	61	74
Feb. 14, 1959	Madison	84	94
Jan. 4, 1960	Madison	64	71
Feb. 15, 1960	Iowa City	63	58
Jan. 9, 1961	Madison	68	76
Feb. 13, 1961	Iowa City	61	63
Jan. 6, 1962	Madison (TV)	91	79
Mar. 10, 1962	Iowa City	64	81
Jan. 14, 1963	Iowa City	56	65
Mar. 4, 1963	Madison	75	69
Jan. 13, 1964	Madison	79	61
Jan. 4, 1965	Iowa City	62	92
Jan. 8, 1966	Madison	69	68
Feb. 26, 1966	Iowa City	70	80
Feb. 18, 1967	Iowa City	96	95
Mar. 7, 1967	Madison	87	90*
Feb. 17, 1968	Iowa City	61	69
Mar. 8, 1969	Madison	84	74
Jan. 10, 1970	Madison	74	92
Feb. 10, 1970	Iowa City	100	119
Feb. 6, 1971	Madison	91	93
Feb. 27, 1971	Iowa City	89	83
Jan. 8, 1972	Madison	81	80
Feb. 17, 1973	Iowa City	76	100
Feb. 9, 1974	Madison (TV)	113	87
Mar. 4, 1974	Iowa City	74	58
Feb. 1, 1975	Madison	86	85*
Mar. 1, 1975	Iowa City	68	75
Jan. 17, 1976	Madison (TV)	71	81
Feb. 14, 1976	Iowa City	82	96
Feb. 5, 1977	Iowa City	73	90
Mar. 5, 1977	Madison	93	94
Jan. 30, 1978	Iowa City	73	88
Feb. 4, 1978	Madison	82	72
Feb. 1, 1979	Madison	64	70
Feb. 10, 1979	Iowa City (TV)	65	79
Jan. 12, 1980	Iowa City	65	66
Feb. 21, 1980	Madison	62	58
Jan. 15, 1981	Madison	66	76
Feb. 28, 1981	Iowa City	75	96
Jan. 16, 1982	Madison	62	78
Feb. 25, 1982	Iowa City	55	79
Jan. 22, 1983	Madison	65	62
Feb. 24, 1983	Iowa City	63	93
Jan. 21, 1984	Iowa City (TV)	62	75
Feb. 23, 1984	Madison	55	63
Jan. 26, 1985	Iowa City	65	105
Feb. 20, 1985	Madison (TV)	54	53
Jan. 25, 1986	Madison (TV)	69	63
Feb. 20, 1986	Iowa City	48	101
Jan. 5, 1987	Iowa City	63	78
Mar. 8, 1987	Madison	71	81
Jan. 25, 1988	Madison (TV)	89	104
Mar. 10, 1988	Iowa City	70	103
Jan. 26, 1989	Iowa City	70	78
Feb. 11, 1989	Madison	65	54
Jan. 11, 1990	Madison	73	69
Feb. 10, 1990	Iowa City	80	71

Wisconsin Won 53, Lost 63

Games at Madison—61; Wis. 36-25
Games at Iowa City—55; Wis. 17-38

Highlights of Wisconsin-Iowa Series

Longest Winning Streak

Wisconsin—at Madison—12, March 11, 1924 to March 7, 1942. At Iowa City—3, Jan. 5, 1912 to Jan. 8, 1918.

Iowa—at Madison—6, Jan. 3, 1955 to Jan. 9, 1961. At Iowa City—15, March 1, 1975 to Jan. 26, 1989.

Longest Winning Streak at Home and Away

Wisconsin—8, March 1, 1909 to Feb. 10, 1919
Iowa—6, Dec. 29, 1952 to Jan. 19, 1957.

Points by One Team

119, by Iowa, Feb. 10, 1970

Points by Both Teams

219, Feb. 10, 1970 (Iowa 119, Wisconsin 100)

Largest Victory Margin

53, Iowa, Feb. 20, 1986 (101-48),
26, Wisconsin, Jan. 5, 1912 (38-12) and Feb. 9, 1974 (113-87)

Individual Scoring

Wisconsin—35, by Clarence Sherrord, Feb. 10, 1970 (at Iowa City).
Iowa—39, by Don Nelson, Jan. 6, 1962 (at Madison).

Michigan

Date	Place	Wis.	Opp.
Feb. 14, 1920	Madison	40	13
Feb. 14, 1920	Madison	40	13
Mar. 6, 1920	Ann Arbor	20	23
Jan. 8, 1921	Madison	27	24
Jan. 24, 1921	Ann Arbor	25	17
Jan. 14, 1922	Madison	18	16*
Feb. 18, 1922	Ann Arbor	17	18
Feb. 14, 1923	Ann Arbor	18	15
Feb. 19, 1923	Madison	16	11
Jan. 19, 1925	Ann Arbor	12	14
Feb. 28, 1925	Madison	16	27
Feb. 22, 1926	Ann Arbor	13	22
Mar. 1, 1926	Madison	23	24*
Jan. 9, 1928	Madison	26	22
Mar. 5, 1928	Ann Arbor	19	42
Jan. 7, 1929	Madison	23	31
Mar. 4, 1929	Ann Arbor	22	37
Jan. 12, 1931	Ann Arbor	17	23
Feb. 28, 1931	Madison	15	26
Jan. 9, 1932	Madison	18	24
Feb. 29, 1932	Ann Arbor	13	33
Jan. 13, 1934	Madison	34	23
Feb. 19, 1934	Ann Arbor	32	26
Jan. 14, 1935	Madison	34	20
Feb. 23, 1935	Ann Arbor	33	19
Jan. 16, 1937	Madison	31	43
Mar. 6, 1937	Ann Arbor	27	41
Jan. 17, 1938	Madison	39	30
Feb. 21, 1938	Ann Arbor	29	58
Jan. 16, 1939	Ann Arbor	42	39
Jan. 8, 1940	Madison	39	44
Jan. 18, 1941	Ann Arbor	40	30
Jan. 19, 1942	Madison	58	36
Jan. 15, 1943	Ann Arbor	34	38
Jan. 16, 1943	Ann Arbor	55	34
Jan. 14, 1944	Madison	50	41
Jan. 15, 1944	Madison	42	31
Feb. 2, 1945	Ann Arbor	39	50
Feb. 10, 1945	Madison	55	44
Feb. 2, 1946	Madison	58	57
Feb. 11, 1946	Ann Arbor	56	66
Feb. 10, 1947	Ann Arbor	52	51
Jan. 17, 1948	Madison	39	43
Feb. 7, 1949	Ann Arbor	38	40
Jan. 14, 1950	Madison	53	41
Jan. 6, 1951	Ann Arbor	61	52
Feb. 26, 1951	Madison	50	52
Feb. 18, 1952	Ann Arbor	55	56
Feb. 25, 1952	Madison	69	53
Feb. 14, 1953	Madison	75	63
Feb. 21, 1953	Madison	74	52
Feb. 20, 1954	Madison (TV)	77	56
Jan. 10, 1955	Ann Arbor	63	90
Jan. 16, 1956	Madison	69	58
Feb. 25, 1956	Ann Arbor	68	78
Jan. 14, 1957	Ann Arbor	62	71
Feb. 11, 1957	Madison	70	65
Jan. 6, 1958	Ann Arbor	49	70
Mar. 3, 1958	Madison	65	72
Jan. 12, 1959	Madison	74	84
Feb. 23, 1959	Ann Arbor	63	87
Feb. 22, 1960	Ann Arbor	88	82*
Feb. 27, 1961	Madison	76	68
Feb. 5, 1962	Madison	74	81
Feb. 17, 1962	Ann Arbor	65	84
Feb. 4, 1963	Ann Arbor	81	78
Mar. 9, 1963	Madison	80	82
Feb. 22, 1964	Madison	59	103
Mar. 2, 1965	Ann Arbor	75	98
Jan. 29, 1966	Madison (TV)	67	69
Feb. 12, 1966	Ann Arbor	102	120
Dec. 29, 1966	Los Angeles	88	98
Jan. 10, 1967	Madison	98	90
Mar. 4, 1967	Detroit (TV)	80	79
Jan. 6, 1968	Madison (TV)	77	75
Mar. 1, 1969	Ann Arbor (TV)	79	84
Feb. 14, 1970	Madison	84	74
Feb. 28, 1970	Ann Arbor	90	86
Jan. 9, 1971	Madison (TV)	89	90
Mar. 13, 1971	Ann Arbor	73	93
Mar. 7, 1972	Ann Arbor	70	93
Mar. 3, 1973	Madison	94	79
Jan. 28, 1974	Ann Arbor	75	83
Feb. 25, 1974	Madison	74	78
Jan. 27, 1975	Ann Arbor	73	75*
Feb. 24, 1975	Madison	70	68

Series Scores—90-91 Opponents

Jan. 8, 1976	Madison	81	106
Feb. 2, 1976	Ann Arbor	86	107
Jan. 8, 1977	Ann Arbor	63	66
Jan. 27, 1977	Madison	64	69
Jan. 19, 1978	Ann Arbor	64	83
Feb. 16, 1978	Madison	66	68
Jan. 13, 1979	Madison	77	66
Feb. 22, 1979	Ann Arbor	66	65
Jan. 31, 1980	Madison	69	73*
Feb. 9, 1980	Ann Arbor	58	68
Jan. 31, 1981	Madison	67	74
Feb. 7, 1981	Ann Arbor	64	71
Jan. 7, 1982	Ann Arbor	65	63
Mar. 6, 1982	Madison	84	91
Jan. 15, 1983	Ann Arbor (TV)	57	62
Mar. 2, 1983	Madison (TV)	82	70
Jan. 14, 1984	Madison (TV)	71	64
Mar. 1, 1984	Ann Arbor	75	83
Feb. 2, 1985	Madison (TV)	81	94
Feb. 28, 1985	Ann Arbor	68	88
Feb. 1, 1986	Ann Arbor	64	91
Feb. 26, 1986	Madison	74	97
Jan. 24, 1987	Madison	78	84
Feb. 18, 1987	Ann Arbor	64	77
Jan. 21, 1988	Ann Arbor	54	65
Feb. 11, 1988	Madison	67	80
Jan. 21, 1989	Madison	71	68
Feb. 25, 1989	Ann Arbor	70	92
Feb. 3, 1990	Madison	63	77
Mar. 8, 1990	Ann Arbor	64	94

Wisconsin Won 45, Lost 70

Games at Madison—58; Wis. 30-28
 Games at Ann Arbor—55; Wis. 14-41
 Games at Los Angeles—1; Wis. 0-1
 Games at Detroit—1; Wis. 1-0

Highlights of Wisconsin-Michigan Series

Longest Winning Streak

Wisconsin—At Madison—5, Jan. 19, 1942 to Feb. 2, 1946, and Feb. 25, 1952 to Feb. 11, 1957. At Ann Arbor—2 (1) Feb. 19, 1934 to Feb. 23, 1935; (2) Jan. 16, 1939 to Jan. 18, 1941.

Michigan—At Madison—4, Feb. 2, 1985 to Feb. 11, 1988. At Ann Arbor—8, Jan. 15, 1983 to Mar. 8, 1990 (in progress).

Longest Winning Streak at Home and Away:

Wisconsin—4, Jan. 13, 1934 to Feb. 23, 1935; 4 Feb. 25, 1952 to Feb. 20, 1954.

Michigan—9, March 1, 1984 to Feb. 11, 1988.

Points by One Team

120, Michigan (Feb. 12, 1966)

Points by Both Teams

222, Feb. 12, 1966 (Michigan 120, Wisconsin 102)

Largest Victory Margin

44, Michigan, Feb. 22, 1964 (103-59);
 27, Wisconsin, Feb. 14, 1920 (40-13)

Individual Scoring

Wisconsin—39 by Rick Olson, Jan. 14, 1984 (at Madison).
 Michigan—44, by Henry Wilmore, Jan. 9, 1971 (at Madison)

Michigan State

Date	Place	Wis.	Opp.
Dec. 10, 1921	Madison	27	13
Dec. 10, 1921	Madison	27	13
Dec. 30, 1932	Madison	26	16
Feb. 5, 1934	Madison	22	23
Dec. 31, 1934	Madison	23	21*
Dec. 6, 1935	Madison	26	21
Feb. 6, 1937	Madison	22	17
Feb. 5, 1938	Madison	30	27
Feb. 4, 1939	Madison	39	37
Feb. 3, 1940	East Lansing	41	48
Feb. 23, 1946	Madison	58	59
Mar. 1, 1946	East Lansing	52	56
Jan. 20, 1947	East Lansing	58	48
Feb. 9, 1948	Madison	51	39
Feb. 6, 1950	East Lansing	66	47
Jan. 8, 1951	East Lansing	53	52
Feb. 24, 1951	Madison	35	29
Jan. 21, 1952	East Lansing	39	50
Feb. 16, 1952	Madison	55	57
Feb. 23, 1953	East Lansing	45	53
Mar. 9, 1953	Madison	58	51
Jan. 18, 1954	East Lansing	57	53
Mar. 1, 1954	Madison	79	56
Jan. 8, 1955	East Lansing(TV)	77	94
Feb. 5, 1955	Madison	70	73
Feb. 27, 1956	East Lansing	82	89
Feb. 25, 1957	Madison	62	78
Jan. 20, 1958	Madison	66	52
Feb. 22, 1958	East Lansing	59	93
Feb. 2, 1959	Madison	57	88
Mar. 2, 1959	East Lansing	73	93

Jan. 2, 1960	Madison (TV)	79	91
Jan. 7, 1961	East Lansing	74	71
Jan. 8, 1962	East Lansing	83	78
Feb. 10, 1962	Madison	77	72
Jan. 12, 1963	Madison	68	75
Mar. 2, 1963	East Lansing(TV)	92	89*
Jan. 6, 1964	East Lansing	90	106
Feb. 27, 1965	Madison	99	89
Feb. 5, 1966	East Lansing(TV)	65	79
Feb. 19, 1966	Madison	78	77
Jan. 28, 1967	East Lansing(TV)	61	68
Feb. 25, 1967	Madison	68	64
Jan. 16, 1968	Madison	70	68
Feb. 24, 1968	East Lansing	77	87
Jan. 7, 1969	East Lansing	67	77
Feb. 22, 1969	Madison	76	64
Feb. 7, 1970	Madison	89	79
Feb. 20, 1971	East Lansing	78	97
Jan. 11, 1972	East Lansing	76	83
Feb. 29, 1972	Madison	101	74
Jan. 20, 1973	Madison	93	80
Mar. 10, 1973	East Lansing	78	79*
Mar. 2, 1974	Madison	87	80
Jan. 25, 1975	East Lansing	87	105
Feb. 22, 1975	Madison	103	96
Jan. 3, 1976	Madison	70	63
Mar. 6, 1976	East Lansing	86	82
Jan. 6, 1977	East Lansing	61	84
Jan. 29, 1977	Madison (TV)	87	83
Jan. 7, 1978	East Lansing	61	77
Mar. 2, 1978	Madison	75	89
Jan. 4, 1979	East Lansing	55	84
Mar. 3, 1979	Madison	83	81
Jan. 17, 1980	East Lansing	61	62
Feb. 14, 1980	Madison	80	66
Jan. 22, 1981	Madison	63	62
Feb. 19, 1981	East Lansing	65	74
Feb. 23, 1982	East Lansing	58	68
Jan. 20, 1982	Madison	65	60
Jan. 13, 1983	East Lansing	66	86
Mar. 5, 1983	Madison	65	91
Jan. 12, 1984	Madison	81	74
Mar. 3, 1984	East Lansing(TV)	59	78
Jan. 31, 1985	Madison	68	77
Mar. 2, 1985	East Lansing(TV)	63	83
Jan. 30, 1986	East Lansing	81	83
Mar. 2, 1986	Madison	71	84
Jan. 22, 1987	Madison	78	81
Feb. 21, 1987	East Lansing	65	63
Jan. 7, 1988	Madison (20T)	78	72
Mar. 12, 1988	East Lansing	71	69
Feb. 2, 1989	Madison (OT)	69	64
Mar. 11, 1989	East Lansing	61	70
Jan. 6, 1990	Madison	61	64
Feb. 8, 1990	East Lansing	57	60

Wisconsin Won 42, Lost 43

Games at Madison—46; Wis. 31-15
 Games at East Lansing—39; Wis 11-28

Highlights of Wisconsin-Michigan State Series

Longest Winning Streak:

Wisconsin—at Madison 12, Feb. 27, 1965 to Jan. 29, 1977. At East Lansing 3, Jan. 20, 1947 to Jan. 8, 1951.

Michigan State—at Madison 3, Jan. 31, 1985 to Jan. 22, 1987. At East Lansing 10, Jan. 6, 1977 to Jan. 30, 1986.

Longest Winning Streak at Home and Away

Wisconsin—5, (1) Dec. 3, 1934 to Feb. 4, 1939; (2) Jan. 20, 1947 to Dec. 24, 1951.

Michigan State—6, Mar. 3, 1984 to Jan. 22, 1987

Points by One Team

106, Michigan State, Jan. 6, 1964.

Points by Both Teams

199, Feb. 22, 1975 (Wisconsin 103, Michigan State 96)

Largest Victory Margin:

34, by Michigan State, Feb. 22, 1958 (93-59)
 27, by Michigan State, Feb. 29, 1972 (101-74).

Individual Scoring

Wisconsin—38, by Joe Franklin, Jan. 16, 1968 (at Madison).
 Michigan State—36, by Scott Skiles, Jan. 30, 1986 (at East Lansing)

Minnesota

Date	Place	Wis.	Opp.
Feb. 17, 1900	Minneapolis	15	17
Feb. 17, 1900	Minneapolis	15	17
Feb. 23, 1901	Minneapolis	15	42
Feb. 22, 1902	Minneapolis	10	30
Feb. 21, 1903	Minneapolis	11	33
Feb. 23, 1906	Madison	31	24
Mar. 17, 1906	Minneapolis	10	16
Jan. 12, 1907	Minneapolis	11	18
Mar. 9, 1907	Madison	31	20

Jan. 25, 1908	Madison	37	16
Mar. 7, 1908	Minneapolis	34	14
Jan. 30, 1909	Minneapolis	14	13
Mar. 9, 1909	Madison	37	14
Feb. 5, 1910	Madison	24	14
Feb. 25, 1910	Minneapolis	9	16
Feb. 4, 1911	Minneapolis	16	17
Mar. 1, 1911	Madison	13	21
Jan. 20, 1912	Madison	22	12
Mar. 9, 1912	Minneapolis	29	26*
Jan. 18, 1913	Minneapolis	19	11
Feb. 25, 1913	Madison	29	11
Jan. 17, 1914	Madison	28	7
Feb. 28, 1914	Minneapolis	27	9
Jan. 16, 1915	Minneapolis	23	20
Feb. 27, 1915	Madison	31	7
Jan. 15, 1916	Madison	31	11
Mar. 4, 1916	Minneapolis	32	14
Jan. 13, 1917	Minneapolis	25	33
Mar. 10, 1917	Madison	16	13
Mar. 2, 1918	Minneapolis	18	17
Mar. 16, 1918	Madison	11	19
Jan. 18, 1919	Minneapolis	11	38
Mar. 1, 1919	Madison	12	23
Jan. 31, 1920	Madison	28	12
Feb. 28, 1920	Minneapolis	26	32
Jan. 29, 1921	Minneapolis	21	22
Mar. 5, 1921	Madison	18	12
Jan. 21, 1922	Madison	15	17
Mar. 4, 1922	Minneapolis	34	20
Jan. 20, 1923	Minneapolis	24	12
Mar. 3, 1923	Madison	36	10
Jan. 10, 1925	Minneapolis	14	16
Jan. 24, 1925	Madison	14	25
Jan. 5, 1926	Madison	36	24
Mar. 5, 1926	Minneapolis	19	31
Jan. 14, 1928	Minneapolis	35	26
Feb. 11, 1928	Madison	38	18
Jan. 5, 1929	Minneapolis	29	17
Jan. 19, 1929	Madison	39	17
Jan. 19, 1931	Minneapolis	26	28
Feb. 14, 1931	Madison	15	42
Feb. 20, 1932	Minneapolis	17	43
Mar. 31, 1932	Madison	21	23
Feb. 10, 1934	Minneapolis	31	30
Mar. 5, 1934	Madison	34	23
Jan. 21, 1935	Madison	38	31
Feb. 18, 1935	Minneapolis	28	27
Feb. 13, 1937	Madison	32	37
Feb. 27, 1937	Minneapolis	17	30
Jan. 8, 1938	Madison	35	28
Mar. 5, 1938	Minneapolis	28	35
Feb. 20, 1939	Minneapolis	32	34
Feb. 27, 1939	Madison	35	25
Feb. 12, 1940	Madison	36	34
Feb. 26, 1940	Minneapolis	39	44
Jan. 6, 1941	Minneapolis	27	44
Mar. 1, 1941	Madison	42	32
Mar. 2, 1942	Minneapolis	49	47
Jan. 30, 1943	Madison	54	33
Mar. 1, 1943	Minneapolis	54	48
Jan. 29, 1944	Minneapolis	49	30
Feb. 25, 1944	Madison	50	33
Jan. 13, 1945	Madison	46	37
Mar. 3, 1945	Minneapolis	50	54
Jan. 5, 1946	Madison	45	46
Mar. 4, 1946	Minneapolis	57	58
Feb. 8, 1947	Madison	60	51
Mar. 1, 1947	Minneapolis	55	58
Jan. 5, 1948	Madison	59	50
Mar. 1, 1948	Minneapolis	51	46
Jan. 10, 1949	Minneapolis	33	47
Mar. 5, 1949	Madison	45	43
Jan. 16, 1950	Madison	57	54
Mar. 4, 1950	Minneapolis	60	54
Feb. 3, 1951	Minneapolis	47	44
Feb. 9, 1952	Madison	47	54
Jan. 5, 1953	Minneapolis	53	64
Jan. 12, 1953	Madison	76	74
Feb. 15, 1954	Madison	68	78
Mar. 6, 1954	Minneapolis	73	78*
Feb. 21, 1955	Madison	69	71
Mar. 5, 1955	Minneapolis	78	72
Feb. 11, 1956	Madison	71	77
Feb. 18, 1957	Minneapolis	53	85
Feb. 8, 1958	Madison (TV)	66	71
Feb. 24, 1958	Minneapolis	63	71
Jan. 3, 1959	Minneapolis	66	79
Feb. 21, 1959	Madison (TV)	50	69
Jan. 30, 1960	Minneapolis	72	86
Feb. 20, 1961	Madison	83	75
Feb. 3, 1962	Minneapolis (TV)	94	88
Feb. 26, 1962	Madison	90	92
Feb. 2, 1963	Madison	68	69
Feb. 18, 1963	Minneapolis	48	72
Feb. 1, 1964	Minneapolis	92	111
Mar. 2, 1964	Madison	96	105

Series Scores—90-91 Opponents

Table listing dates, locations (Minneapolis, Madison), and scores for various opponents.

Wisconsin Won 69, Lost 83

Games at Madison—73; Wis. 44-29
Games at Minneapolis—79; Wis. 25-54

Games declared forfeits to Wisconsin due to NCAA rules infractions by Minnesota.

Highlights of Wisconsin—Minnesota Series

Longest Winning Streak:
Wisconsin—At Madison—10, March 5, 1934 to Jan. 5, 1946. At Minneapolis—5, March 9, 1912 to March 4, 1916.
Minnesota—At Madison—7, Jan. 18, 1972 to Feb. 8, 1979. At Minneapolis—14, Mar. 6, 1971 to Jan. 24, 1985.

Longest Winning Streak Home and Away:
Wisconsin—10, Jan. 20, 1912 to March 4, 1916. By Minnesota—17, Mar. 6, 1971 to Jan. 10, 1980.

Points by One Team
111, Minnesota, Feb. 1, 1964 (Minnesota 111, Wisconsin 92).

Points by Both Teams
203, Feb. 1, 1964 (Minnesota 111, Wisconsin 92).

Largest Victory Margin:
32, Minnesota, Feb. 19, 1957 (85-53)
26, Wisconsin, March 3, 1923 (36-10)

Individual Scoring
Wisconsin—31, Dick Miller, Feb. 21, 1955 (at Madison); Al Henry, Jan. 13, 1970 (at Madison); and Larry Petty, Mar. 7, 1981 (at Madison).
Minnesota—42, by Ollie Shannon, Mar. 6, 1971 (at Minneapolis).

Northwestern

Table with columns: Date, Place, Wis., Opp. listing scores for Northwestern games.

Main table with columns: Date, Place, Wis., Opp. listing scores for a wide range of opponents.

Table with columns: Date, Place, Wis., Opp. listing scores for opponents from 1981 to 1990.

Wisconsin Won 81, Lost 50

Games at Madison—65; Wis. 47-18

Games at Evanston—57; Wis. 28-29

Games at Chicago—9; Wis. 6-3
(Includes 1983 game at DePaul's Alumni Hall)

Highlights of Wisconsin—Northwestern Series

Longest Winning Streak:
Wisconsin—At Madison—9, Jan. 27, 1947 to March 4, 1957. At Evanston—7, Feb. 27, 1983 to Jan. 28, 1989.
Northwestern—At Madison—3, Feb. 24, 1936 to March 2, 1940. At Evanston—7, Jan. 4, 1930 to Feb. 13, 1939.

Longest Winning Streak at Home and Away:
Wisconsin—13, Jan. 27, 1947 to Jan. 11, 1954.
Northwestern—7, Jan. 19, 1935 to March 2, 1940.

Points by One Team
110, Wisconsin, Feb. 21, 1967 (Wisconsin 110, Northwestern 94).

Points by Both Teams
204, Feb. 21, 1967 (Wisconsin 110, Northwestern 94).

Largest Victory Margin:
46, Wisconsin, Jan. 8, 1910 (55-9); 35, Wisconsin, Feb. 24, 1912 (46-11); 34, Wisconsin, Jan. 25, 1974 (87-53);
23, Northwestern, March 2, 1936 (49-26).

Individual Scoring
Wisconsin—35, by Don Rehfeldt, Feb. 11, 1950 (at Chicago Stadium).
Northwestern—39, by Dale Kelley, March 3, 1970 (at Madison).

Ohio State

Table with columns: Date, Place, Wis., Opp. listing scores for Ohio State games.

Series Scores—90-91 Opponents

Jan. 31, 1951	Columbus	74	67
Feb. 5, 1951	Madison	56	51
Jan. 12, 1952	Madison	58	51
Mar. 1, 1952	Columbus	56	69
Jan. 19, 1953	Madison	64	51
Feb. 28, 1953	Columbus	69	63
Feb. 6, 1954	Columbus	79	73
Feb. 12, 1955	Madison	86	63
Jan. 14, 1956	Columbus	98	100
Feb. 20, 1956	Madison	71	79
Jan. 21, 1957	Madison	64	67
Feb. 16, 1957	Columbus	50	63
Jan. 11, 1958	Madison (TV)	67	64
Feb. 7, 1959	Columbus	72	78
Feb. 8, 1960	Madison	69	106
Feb. 27, 1960	Columbus	68	93
Jan. 30, 1961	Madison	68	100
Feb. 25, 1961	Columbus	74	97
Mar. 3, 1962	Madison	86	67
Feb. 9, 1963	Columbus (TV)	70	94
Jan. 4, 1964	Madison	85	101
Feb. 15, 1964	Columbus (TV)	74	92
Jan. 30, 1965	Columbus	86	98
Feb. 6, 1965	Madison (TV)	71	73
Jan. 31, 1966	Columbus	81	87*
Feb. 4, 1967	Madison	84	90*
Feb. 3, 1968	Columbus	64	86
Feb. 12, 1968	Madison	86	78
Jan. 11, 1969	Columbus	69	84
Feb. 8, 1969	Madison	77	73
Feb. 24, 1970	Madison	86	98
Mar. 7, 1970	Columbus	87	96
Jan. 16, 1971	Columbus	69	83
Feb. 16, 1971	Madison	71	79
Feb. 5, 1972	Columbus	69	79
Feb. 3, 1973	Madison	84	76
Jan. 26, 1974	Madison	69	64
Feb. 23, 1974	Columbus	68	56
Jan. 18, 1975	Madison	67	89
Feb. 15, 1975	Columbus	70	76
Jan. 5, 1976	Madison	82	81*
Mar. 1, 1976	Columbus	91	79
Jan. 13, 1977	Madison	58	60
Feb. 26, 1977	Columbus	80	82*
Jan. 5, 1978	Columbus	61	77
Mar. 4, 1978	Madison	78	83
Jan. 6, 1979	Columbus	71	82
Mar. 1, 1979	Madison	76	73
Jan. 26, 1980	Columbus	72	71
Feb. 2, 1980	Madison (TV)	70	67
Jan. 29, 1981	Columbus	67	71
Feb. 21, 1981	Madison (TV)	77	63
Jan. 9, 1982	Columbus	59	67
Mar. 4, 1982	Madison	75	77
Feb. 5, 1983	Columbus	69	82
Feb. 9, 1983	Madison (TV)	65	68
Feb. 2, 1984	Madison	74	85
Feb. 11, 1984	Columbus	65	71
Jan. 9, 1985	Columbus (TV)	88	99
Feb. 9, 1985	Madison	92	78
Jan. 9, 1986	Madison	61	78
Feb. 8, 1986	Columbus (TV)	71	73
Jan. 17, 1987	Columbus	66	81
Feb. 12, 1987	Madison	69	83
Jan. 9, 1988	Madison	64	63
Feb. 13, 1988	Columbus	53	78
Jan. 7, 1989	Columbus (TV)	70	73
Mar. 4, 1989	Madison	77	65
Jan. 13, 1990	Columbus (TV)	53	68
Feb. 15, 1990	Madison (TV)	58	68

Wisconsin Won 47, Lost 65

Games at Madison—57; Wis. 32-25
Games at Columbus—55; Wis. 15-40

Highlights of Wisconsin—Ohio State Series

Longest Winning Streak:
Wisconsin—At Madison—6, Jan. 21, 1913 to March 3, 1924. At Columbus—5, Feb. 15, 1913 to Feb. 21, 1921. By Ohio State—At Madison—3, Feb. 9, 1945 to Jan. 17, 1949, Jan. 4, 1964 to Feb. 4, 1967, and March 4, 1982 to Feb. 2, 1984. At Columbus—14, Jan. 14, 1956 to Feb. 5, 1972.

Longest Winning Streak at Home and Away:

Wisconsin—10, Jan. 21, 1913 to March 8, 1921.
Ohio State—8, Feb. 9, 1963 to Feb. 3, 1968.

Points by One Team

106, Ohio State (Feb. 8, 1960)

Points by Both Teams

198, Jan. 14, 1956 (Ohio State 100, Wisconsin 98, double overtime).

Largest Victory Margin:

37, Ohio State, Feb. 8, 1960 (106-69); 32, Ohio State, Jan. 30, 1961 (100-68); 25, Wisconsin, Feb. 17, 1917 (40-15); 25, Ohio State, Feb. 27, 1960 (93-68).

Individual Scoring

Wisconsin—32, by Dick Miller, Jan. 14, 1956 (at Columbus); by Leon Howard,

Feb. 5, 1972 (at Columbus); and by Danny Jones, Mar. 4, 1989 (at Madison).
Ohio State—34, by Robin Freeman, Jan. 14, 1956 (at Columbus).

Purdue

Date	Place	Wis.	Opp.
Jan. 20, 1906	West Lafayette	34	14
Feb. 3, 1906	Madison	31	15
Jan. 25, 1907	Lafayette	33	27
Mar. 15, 1907	Madison	37	10
Jan. 17, 1908	Lafayette	28	24
Jan. 23, 1908	Madison	34	13
Jan. 1, 1909	Lafayette	20	23
Feb. 27, 1909	Madison	29	6
Jan. 22, 1910	Lafayette	17	29
Mar. 12, 1910	Madison	38	14
Jan. 13, 1911	Lafayette	16	34
Feb. 24, 1911	Madison	45	17
Jan. 13, 1913	Lafayette	25	15
Mar. 1, 1913	Madison	22	19
Feb. 13, 1914	Madison	25	20*
Mar. 10, 1914	Lafayette	27	13
Jan. 11, 1915	Lafayette	28	24*
Feb. 19, 1915	Madison	26	21*
Jan. 8, 1916	Lafayette	33	17
Feb. 2, 1916	Madison	35	22
Jan. 26, 1918	Madison	21	16
Mar. 13, 1918	Lafayette	24	18
Feb. 6, 1923	Lafayette	13	17
Feb. 24, 1923	Madison	20	19
Feb. 23, 1925	Madison	22	30
Mar. 12, 1925	Lafayette	26	32
Feb. 20, 1926	Madison	21	29
Feb. 26, 1926	Lafayette	31	32
Feb. 23, 1928	Madison	28	22
Feb. 25, 1928	Lafayette	15	31
Jan. 21, 1929	Lafayette	31	26
Feb. 25, 1929	Madison	27	24
Feb. 21, 1931	Lafayette	27	46
Mar. 2, 1931	Madison	18	24
Jan. 11, 1932	Lafayette	22	38
Feb. 27, 1932	Madison	21	28
Jan. 15, 1934	Madison	26	27
Feb. 26, 1934	Lafayette	25	37
Jan. 5, 1935	Madison	18	19
Mar. 4, 1935	Lafayette	24	43
Jan. 4, 1937	Lafayette	30	43
Mar. 1, 1937	Madison	46	43
Jan. 15, 1938	Lafayette	34	40
Feb. 19, 1938	Madison	39	46
Feb. 6, 1939	Lafayette	31	39
Feb. 18, 1939	Madison	32	30*
Jan. 13, 1940	Lafayette	36	49
Feb. 24, 1940	Madison	45	48*
Jan. 13, 1941	Madison	48	42*
Feb. 17, 1941	Lafayette	43	42*
Feb. 16, 1942	Lafayette	34	40
Feb. 27, 1943	Lafayette	53	45
Feb. 19, 1944	Madison	50	52*
Jan. 29, 1945	Lafayette	34	45
Feb. 17, 1945	Madison	64	48
Jan. 12, 1946	Madison	49	53
Jan. 28, 1946	Lafayette	46	59
Feb. 24, 1947	Lafayette	72	60
Jan. 19, 1948	Madison	49	44
Feb. 14, 1949	Lafayette	48	53
Feb. 20, 1950	Madison	56	45
Feb. 12, 1951	Lafayette	46	62
Mar. 3, 1951	Madison	61	64
Jan. 5, 1952	Madison	64	79
Feb. 11, 1952	Lafayette	67	78
Dec. 20, 1952	Lafayette	59	65
Jan. 3, 1953	Madison	50	46
Jan. 2, 1954	Madison	66	57
Jan. 27, 1954	Lafayette	66	71
Feb. 14, 1955	Lafayette	63	75
Feb. 28, 1955	Madison	75	73
Jan. 2, 1956	Madison	66	78
Mar. 2, 1957	Lafayette	66	85
Jan. 18, 1958	Lafayette	47	62
Feb. 15, 1958	Madison	76	81
Jan. 10, 1959	Lafayette	61	84
Feb. 9, 1959	Madison	91	86
Jan. 9, 1960	Madison	69	99
Mar. 5, 1960	Madison	89	90
Feb. 4, 1961	Lafayette	58	69
Mar. 11, 1961	Madison	81	88
Jan. 27, 1962	Madison	89	86
Jan. 5, 1963	Lafayette	74	66
Feb. 8, 1964	Madison (TV)	81	80
Feb. 29, 1964	Lafayette	83	97
Jan. 11, 1965	Madison	76	66
Feb. 13, 1965	Lafayette	74	83
Mar. 5, 1966	Madison	69	68
Jan. 7, 1967	Lafayette	79	76
Jan. 9, 1968	Lafayette	79	99

Mar. 2, 1968	Madison	104	84
Jan. 4, 1969	Madison (TV)	80	86
Feb. 15, 1969	Lafayette	69	87
Jan. 6, 1970	Lafayette	74	90
Mar. 9, 1971	Madison	77	81
Feb. 15, 1972	Lafayette	84	65
Feb. 22, 1972	Madison	66	60
Jan. 22, 1973	Lafayette	59	66
Feb. 26, 1973	Madison	71	63
Feb. 16, 1974	Lafayette	80	107
Jan. 11, 1975	Lafayette	49	88
Feb. 8, 1975	Madison (TV)	64	69
Jan. 10, 1976	Lafayette	72	87
Feb. 7, 1976	Madison	74	85
Jan. 24, 1977	Lafayette	71	81
Feb. 10, 1977	Madison	76	74
Jan. 12, 1978	Madison	70	79
Feb. 25, 1978	Lafayette (TV)	78	87
Jan. 27, 1979	Lafayette (TV)	60	73
Feb. 3, 1979	Madison	48	54
Jan. 29, 1980	Madison	60	73*
Feb. 16, 1980	Lafayette (TV)	61	69
Jan. 17, 1981	Madison	69	71
Feb. 26, 1981	Lafayette	61	72
Jan. 30, 1982	Lafayette (TV)	67	81
Feb. 6, 1982	Madison	46	55
Jan. 6, 1983	Madison	64	80
Mar. 12, 1983	Lafayette	64	79
Jan. 5, 1984	Lafayette	65	84
Mar. 6, 1984	Madison	48	61
Jan. 19, 1985	Madison	68	72
Feb. 14, 1985	Lafayette	52	67
Jan. 19, 1986	Lafayette	73	100
Feb. 13, 1986	Madison	78	80
Jan. 10, 1987	Madison (TV)	48	57
Feb. 5, 1987	Lafayette	62	70
Feb. 3, 1988	Lafayette (TV)	62	86
Mar. 3, 1988	Madison	56	84
Jan. 14, 1989	Madison	62	68
Mar. 2, 1989	West Lafayette	60	65
Jan. 17, 1990	Madison	54	56
Feb. 17, 1990	West Lafayette	55	62

Wisconsin Won 48, Lost 84

Games at Madison—66; Wis. 33-33

Games at Lafayette—66; Wis. 15-51

Highlights of Wisconsin—Purdue Series

Longest Winning Streak:

Wisconsin—At Madison—12, Feb. 3, 1906 to Feb. 24, 1923. At West Lafayette—5, Jan. 13, 1913 to March 13, 1918.

Purdue—At Madison—13, Jan. 12, 1978 to Jan. 17, 1990 (in progress). At West Lafayette—17, Jan. 22, 1973 to Feb. 17, 1990 (in progress).

Longest Winning Streak at Home and Away:

Wisconsin 11, Feb. 24, 1911 to March 13, 1918.

Purdue 24, Jan. 12, 1978 to Feb. 17, 1990 (in progress).

Points by One Team

107, by Purdue, Feb. 16, 1974 (Purdue 107, Wisconsin 80). Wisconsin 104, March 2, 1958 (Wisconsin 104, Purdue 84).

Points by Both Teams

188, March 2, 1968 (Wisconsin 104, Purdue 84).

Largest Victory Margin:

39, Purdue, Jan. 11, 1975 (88-49); 28, Wisconsin, Feb. 24, 1911 (45-17).

Individual Scoring

Wisconsin—31, by Joe Franklin, March 2, 1968 (at Madison); and by Rick Olson, Jan. 19, 1985 (at Madison).

Purdue—50, by Terry Dischinger, Jan. 27, 1962 (at Madison).

Oregon

Date	Place	Wis.	Opp.
Dec. 27, 1951	San Francisco	82	77
Dec. 27, 1952	Iowa City	64	66
Dec. 27, 1981	Portland	85	85
Nov. 26, 1988	Madison	74	47

Wisconsin Won 2, Lost 2

Highlights of Wisconsin—Oregon Series

Individual Scoring

Wisconsin—23, Ab Nicholas, Dec. 27, 1951 (at San Francisco)

Oregon—20, by Bob Peterson, Dec. 27, 1987 (at San Francisco)

San Francisco State

Date	Place	Wis.	Opp.
Dec. 2, 1985	Madison	90	61

Wisconsin Won 1, Lost 0

Highlights of Wisconsin—San Francisco State Series

Individual Scoring

Wisconsin—35, by Rick Olson, Dec. 2, 1985
 San Francisco State—21, by Larry Wickett, Dec. 2, 1985

Southern Methodist

Date	Place	Wis.	Opp.
Dec. 12, 1955	Madison	62	75
Dec. 8, 1958	Dallas	63	81
Dec. 9, 1967	Madison	120	82
Dec. 6, 1969	Dallas	78	76
Dec. 28, 1973	Milwaukee	74	73

Wisconsin Won 3, Lost 2

Highlights of Wisconsin—Southern Methodist Series

Individual Scoring

Wisconsin—29, Joe Franklin, Dec. 9, 1967
 San Francisco State—31, by Gene Phillips, Dec. 6, 1969

Marquette

Date	Place	Wis.	Opp.
Dec. 19, 1917	Madison	15	14
Dec. 19, 1917	Madison	15	14
Dec. 18, 1920	Milwaukee	23	18
Jan. 3, 1923	Madison	8	9
Dec. 19, 1923	Milwaukee	27	7
Dec. 18, 1925	Milwaukee	42	26
Dec. 22, 1926	Milwaukee	29	26
Feb. 11, 1930	Madison	29	15
Feb. 13, 1930	Milwaukee	29	22
Dec. 30, 1930	Milwaukee	14	16
Dec. 21, 1931	Milwaukee	23	28
Feb. 8, 1932	Madison	18	16
Dec. 17, 1932	Madison	16	18
Jan. 3, 1933	Milwaukee	16	22
Dec. 16, 1933	Madison	32	30
Jan. 2, 1934	Milwaukee	26	28
Dec. 15, 1934	Madison	29	20
Dec. 22, 1934	Milwaukee	25	33
Dec. 14, 1935	Madison	35	22
Dec. 21, 1935	Milwaukee	46	21
Dec. 12, 1936	Madison	29	21
Dec. 19, 1936	Milwaukee	35	29
Dec. 4, 1937	Madison	21	32
Dec. 18, 1937	Milwaukee	32	38
Dec. 5, 1938	Madison	27	26
Dec. 17, 1938	Milwaukee	27	46
Dec. 9, 1939	Madison	46	39
Dec. 16, 1939	Milwaukee	28	41
Dec. 7, 1940	Madison	38	32
Dec. 21, 1940	Milwaukee	30	40
Dec. 6, 1941	Madison	35	34
Dec. 20, 1941	Milwaukee	36	25
Dec. 5, 1942	Madison	45	36
Dec. 19, 1942	Milwaukee	50	38
Dec. 4, 1943	Madison	43	51
Dec. 18, 1943	Milwaukee	40	37
Dec. 9, 1944	Madison	45	40
Dec. 23, 1944	Milwaukee	46	39
Dec. 8, 1945	Madison	42	32
Dec. 22, 1945	Milwaukee	41	62
Dec. 7, 1946	Madison	65	51
Dec. 21, 1946	Milwaukee	47	55
Dec. 6, 1947	Madison	57	50
Dec. 31, 1947	Milwaukee	67	60
Dec. 4, 1948	Madison (OT)	67	63
Dec. 31, 1948	Milwaukee	60	34
Dec. 3, 1949	Madison	63	48
Dec. 17, 1949	Milwaukee	62	45
Dec. 2, 1950	Madison	49	42
Dec. 16, 1950	Milwaukee	58	61
Dec. 1, 1951	Madison	48	46
Dec. 22, 1951	Milwaukee	47	51
Dec. 5, 1952	Madison	76	55
Dec. 4, 1953	Milwaukee	64	56
Dec. 2, 1958	Madison	47	76
Dec. 19, 1959	Milwaukee	66	84
Dec. 10, 1960	Madison	55	51
Dec. 20, 1961	Milwaukee	75	92
Dec. 19, 1962	Madison	76	58
Dec. 29, 1962	Milwaukee	70	56
Jan. 29, 1963	Milwaukee	72	68
Dec. 20, 1964	Milwaukee	61	62
Jan. 13, 1965	Madison	58	59
Jan. 3, 1966	Milwaukee	73	72
Jan. 4, 1967	Madison	60	66
Dec. 16, 1967	Milwaukee	70	62
Jan. 11, 1968	Milwaukee	56	71
Dec. 28, 1968	Milwaukee (OT)	56	59
Jan. 28, 1969	Madison	56	50
Dec. 27, 1969	Milwaukee	43	64

Jan. 27, 1970	Milwaukee	51	60
Dec. 30, 1970	Milwaukee	69	72
Feb. 2, 1971	Madison	75	89
Jan. 3, 1972	Milwaukee	60	72
Dec. 30, 1972	Milwaukee (2 OT)	73	75
Feb. 6, 1973	Madison	58	64
Dec. 29, 1973	Milwaukee (OT)	48	49
Feb. 5, 1974	Milwaukee	58	59
Feb. 4, 1975	Madison	63	69
Dec. 16, 1975	Milwaukee	54	78
Dec. 30, 1975	Milwaukee	66	82
Dec. 28, 1976	Milwaukee	57	64
Feb. 21, 1977	Madison	58	73
Feb. 14, 1978	Milwaukee	64	75
Dec. 23, 1978	Madison	65	52
Dec. 15, 1979	Milwaukee	57	56
Mar. 10, 1981	Madison	53	64
Mar. 9, 1982	Milwaukee	64	94
Feb. 17, 1983	Madison	62	68
Feb. 16, 1984	Milwaukee	59	74
Nov. 30, 1985	Madison	75	74
Dec. 1, 1986	Milwaukee	71	84
Dec. 10, 1987	Madison	66	55
Dec. 3, 1988	Milwaukee	70	55
Feb. 22, 1989	Madison	61	50
Dec. 2, 1989	Milwaukee (OT)	63	58
Feb. 19, 1990	Madison	82	65

Wisconsin Won 51, Lost 45

Games at Madison—42; Wis. 29-13
 Games at Milwaukee—54; Wis. 23-32

Highlights of Wisconsin—Marquette Series

Longest Winning Streak:

Wisconsin—At Madison 9, Dec. 9, 1944 to Dec. 5, 1952. At Milwaukee, 5, Dec. 18, 1920 to Feb. 13, 1930.

Marquette—At Madison 4, Feb. 2, 1971 through Feb. 21, 1977; At Milwaukee 14, Jan. 11, 1968 through Feb. 14, 1978.

Longest Winning Streak at Home and Away:

Wisconsin—7, Dec. 6, 1947 to Dec. 16, 1950.
 Marquette 15, Dec. 27, 1969 to Feb. 14, 1978.

Points by One Team

94, Marquette, March 9, 1982.

Points by Both Teams

167, Dec. 20, 1961 (Marquette 92, Wisconsin 75).

Largest Victory Margin:

30, by Marquette, March 9, 1982, 29, by Marquette, Dec. 2, 1958, 26, by Wisconsin, Dec. 31, 1948.

Individual Scoring

Wisconsin: 29, by Claude Gregory, March 10, 1981 (at Madison).
 Marquette: 31, by Jim Chones, Jan. 3, 1972 (at Milwaukee).

Southern Indiana

First Meeting

Nebraska

Date	Place	Wis.	Opp.
Mar. 5, 1904	Lincoln	22	25
Feb. 21, 1907	Madison	35	31
Mar. 3, 1908	Madison	34	4
Jan. 3, 1922	Madison	27	14
Dec. 30, 1939	Milwaukee	43	53
Jan. 4, 1941	Lincoln	46	31
Dec. 19, 1955	Madison	71	52
Dec. 10, 1956	Lincoln	51	53
Dec. 1, 1965	Madison	88	101
Nov. 30, 1968	Lincoln	55	68
Dec. 27, 1979	Honolulu (OT)	82	83
Dec. 5, 1983	Madison	69	71
Dec. 12, 1984	Lincoln	51	53

Wisconsin Won 5, Lost 8

Games at Madison—6; Wis. 4-2
 Games at Lincoln—5; Wis. 1-4

Highlights of Wisconsin—Nebraska Series

Longest Winning Streak:

Wisconsin—At Madison-4, Feb. 21, 1907 to Dec. 19, 1955
 Nebraska—At Madison-2, Nov. 30, 1968 to Dec. 5, 1983 (in progress); At Lincoln-3, Dec. 10, 1956 to Dec. 12, 1984 (in progress)

Longest Winning Streak at Home and Away:

Nebraska-6, Dec. 10, 1956 to Dec. 12, 1984 (in progress)

Points by One Team

88, Wisconsin, Dec. 1, 1965 (Wisconsin 88, Nebraska 101).
 101, Nebraska, Dec. 1, 1965 (Wisconsin 88, Nebraska 101).

Points by Both Teams

189, Dec. 1, 1965 (Wisconsin 88, Nebraska 101).

Individual Scoring

Wisconsin—31, by Claude Gregory, Dec. 27, 1979
 Nebraska—29, by Grant Simmons, Dec. 1, 1965

Butler

Date	Place	Wis.	Opp.
Dec. 16, 1921	Madison	20	26
Dec. 15, 1922	Madison	13	20
Feb. 12, 1924	Madison	25	23
Dec. 19, 1924	Madison	16	22
Feb. 5, 1926	Madison	31	24
Dec. 16, 1927	Madison	25	18
Feb. 10, 1932	Madison	28	17
Dec. 30, 1933	Madison	37	27
Feb. 8, 1936	Madison	28	24
Dec. 23, 1936	Indianapolis	23	43
Dec. 19, 1938	Indianapolis	21	24
Feb. 5, 1940	Madison	46	50
Feb. 8, 1941	Madison	59	55
Dec. 9, 1946	Indianapolis	60	52
Dec. 8, 1947	Madison	61	53
Feb. 1, 1951	Madison	60	35
Feb. 6, 1952	Indianapolis	62	60
Dec. 1, 1953	Madison	70	54
Jan. 17, 1955	Indianapolis	57	53
Dec. 1, 1955	Madison	63	67
Dec. 3, 1956	Indianapolis	50	54
Dec. 19, 1957	Madison	59	58
Dec. 30, 1958	Indianapolis	55	69
Dec. 1, 1959	Madison	82	88
Dec. 1, 1960	Indianapolis	58	73
Dec. 5, 1987	Madison	92	80
Dec. 10, 1988	Indianapolis	63	53
Dec. 9, 1989	Madison	75	59

Wisconsin Won 17, Lost 11

Games at Madison—19; Wis. 13-6
 Games at Indianapolis—9; Wis. 4-5

Highlights of Wisconsin—Butler Series

Longest Winning Streak:

Wisconsin—At Madison-5, Feb. 5, 1926 to Feb. 8, 1936. At Indianapolis-3, Dec. 9, 1946 to Jan. 17, 1955.

Butler—At Madison-2, Dec. 16, 1921 to Dec. 15, 1922. At Indianapolis-3, Dec. 3, 1956 to Dec. 1, 1960

Longest Winning Streak at Home and Away:

Wisconsin—7, Feb. 8, 1941 to Jan. 17, 1955.
 Butler-3, Dec. 23, 1936 to Feb. 5, 1940; Dec. 30, 1958 to Dec. 1, 1960.

Points by One Team

92, Wisconsin, Dec. 5, 1987 (Wisconsin 92, Butler 80).
 88, Butler, Dec. 1, 1959 (Butler 88, Wisconsin 82).

Points by Both Teams, One Game:

172, Dec. 5, 1987 (Wisconsin 92, Butler 80).

Largest Victory Margin:

25, Wisconsin, Feb. 1, 1951 (60-35);
 20, Butler, Dec. 23, 1936 (43-23).

Individual Scoring

Wisconsin—33, by Trent Jackson, Dec. 10, 1988 (at Indianapolis).
 Butler—26, by Larry Ramey, Dec. 1, 1959 (at Madison), by Darren Fowlkes, Dec. 5, 1987 (at Madison).

Texas-Arlington

First Meeting

Tennessee Tech

First Meeting

Portland

Date	Place	Wis.	Opp.
Dec. 29, 1960	Portland (OT)	71	79

Wisconsin Won 0, Lost 1

Highlights of Wisconsin—Portland Series

Individual Scoring

Wisconsin—16, by John Ulwelling, Dec. 29, 1960
 Portland—21, by Frank Bosone, Dec. 29, 1960


Wisconsin Academic Staff

"Our student-athletes will leave UW-Madison with marketable skills and an ability to contribute to society."

Academic excellence is emphasized at Wisconsin. Much of the credit for the impressive academic record behind Wisconsin athletes must be given to the counseling system available to student-athletes.

Associate Athletic Director Jan Wheaton and counselors Alan Zussman and Mary Weaver-Klees conduct the Wisconsin Student Affairs program offered to nearly 1,000 Badger athletes.


For those athletes who do request assistance,



Jan Wheaton



Mary Weaver-Klees



Alan Zussman

the office offers counseling sessions on a one-to-one basis. Wisconsin athletes are encouraged to be degree-oriented while allowing for the flexibility to

explore different areas. The counseling staff takes a personal approach to each athlete in determining individual needs.



Wisconsin Band

Under the direction of Mike Leckrone, the University of Wisconsin Band plays a major part in the excitement of basketball games at the Fieldhouse. The band performs at all Badger basketball and hockey games and is made up entirely of members of the UW marching band.

Leckrone, in his 21st year at Wisconsin, created the Varsity band when he came to the University in 1969. He has seen it grow from just 27 members that first year to more than 200 today.

Although band members attend basketball games on a volunteer basis, there is always a large

and enthusiastic group present. A typical Saturday would find the band performing at a basketball game in the afternoon and a hockey game that same night.

The band is well-known for its diverse and unusual repertoire. In addition to such traditional favorites as "On Wisconsin" and "If You Want To Be A Badger," the band also fires up the crowd with more recent hits like "Dance Little Bird," "Tequila" and of course, "You've Said It All!"

The combination of music and mayhem have made the Varsity band extremely popular with Wisconsin students, alumni and sports fans. The band has performed at six NCAA Hockey Championships, always receiving complimentary and enthusiastic reactions from writers, broadcasters and fans alike.

The band has been prominently featured on all the major television networks as well as ESPN and three cable news networks.

Besides playing at athletic events, this versatile group of musicians give various concerts around the state during the Spring semester.

The culmination to the year is the annual Spring concert in the UW Fieldhouse. Each April, sell-out crowds of more than 9,500 come to take part in the fun and excitement that typify a Varsity band performance. The concert has become so popular that it is televised throughout the state.

From its humble beginnings, the Varsity band has become one of the most popular sought after performing organizations in the state.

1989-90 Game-by-Game Results

W/L	WIS	OPP	-Wisconsin-		-Opponents-		ATT	TOP SCORERS	-Wisconsin-			
			FG%	FT%	FG%	FT%			TOP SCORERS	TOP REBOUNDERS		
L	52	Eastern Michigan#	71	.426	.462	.453	.600	750	Jones	24	Locum	8
W	73	Western Kentucky#	62	.585	.760	.500	.708	500	Locum	30	Portmann	6
W	63	Bradley#	57	.460	.464	.377	.778	550	Jones	20	Portmann/Simms	7
W	81	N. DAKOTA STATE	55	.627	.591	.317	.692	8,260	Simms	20	Tompkins	6
W	63	vs. Gonzaga\$	58	.532	.700	.583	.643	11,593	Jones	17	Portmann/Tompkins	7
W	63	at Marquette(OT)\$	58	.397	.600	.475	.813	14,742	Jones	25	Portmann	6
L	52	at Washington St.	55	.444	.600	.388	.786	2,467	Simms	18	Portmann	8
W	69	WESTERN ILLINOIS	42	.476	.714	.333	.545	8,571	Jones	13	Tompkins	7
W	75	BUTLER	59	.527	.550	.440	.733	9,202	Simms	22	Tompkins	8
W	68	ROLLINS	46	.456	.636	.348	.875	8,629	Locum	25	Tompkins	5
L	64	vs. Georgia&	65	.463	.706	.377	.786	7,113	Jones	20	Portmann	10
W	63	vs. Manhattan&	48	.473	.714	.354	.667	6,302	Jones	23	Portmann	11
L	59	Illinois	73	.444	.455	.463	.815	15,636	Jones	21	Portmann	6
L	61	MICHIGAN STATE	64	.479	.786	.543	.500	10,613	Jones	21	Jones	8
W	73	IOWA (OT)	69	.527	.500	.510	.737	11,123	Jones/Simms	21	Tompkins	6
L	53	at Ohio State	68	.405	.542	.456	.750	13,276	Tompkins/Hisle	10	Tompkins	7
L	54	PURDUE	56	.434	.667	.533	.471	9,612	Jones	18	Tompkins	18
W	77	MINNESOTA	75	.519	.577	.455	.667	10,209	Simms	22	Portmann	11
L	63	ILLINOIS	66	.453	.688	.481	.583	11,666	Jones	19	Tompkins/Jones	9
L	85	at Northwestern	87	.517	.731	.542	.732	7,577	Simms	17	Tompkins	11
L	61	at Indiana	85	.442	.688	.541	.765	16,498	Jones	23	Simms	7
L	63	MICHIGAN	77	.378	.788	.474	.778	11,880	Jones	25	Jones	7
L	57	Michigan State	60	.512	.458	.548	.733	15,138	Jones	19	Tompkins	7
W	80	at Iowa	71	.619	.656	.454	.536	15,500	Hisle	19	Tompkins	8
L	58	OHIO STATE	68	.442	.714	.489	.750	10,015	Jones	21	Simms/Tompkins	6
L	55	at Purdue	62	.462	.789	.432	.767	14,123	Hisle/Jones/Simms	10	Simms	10
W	82	MARQUETTE	65	.423	.761	.382	.864	10,869	Jones	19	Tompkins	16
L	67	Minnesota	68	.550	.783	.421	.655	15,777	Simms	21	Portmann	6
W	65	NORTHWESTERN	50	.460	.581	.317	1.00	9,724	Jones	22	Simms/Tompkins	10
L	68	INDIANA	70	.591	.529	.568	.684	11,898	Jones	17	Tompkins	12
L	64	at Michigan	94	.361	.737	.607	1.00	13,402	Jones	17	Hisle	6

Sunshine Shootout (Puerto Rico)
 \$ First Bank Classic (Milwaukee)
 & Tribune Classic (Tempe)

1989-90 Wisconsin Basketball Attendance Report

Home Total: 14 gms—142,291 Home Avg/Game: 10,164 Largest Crowd: 11,898 vs. Indiana
 Road Total: 11 gms—144,136 Road Avg/Game: 13,103 Largest Crowd: 15,777 (at Minnesota)
 Neutral Total: 6 gms—26,808 Neutral Avg/Game: 4,468 Largest Crowd: 11,593 (vs Gonzaga)
 Season Total: 31 gms—313,235 Season Avg/Game: 10,104 Sellouts: (Michigan, Indiana, at Purdue, at Iowa, at Michigan State, at Ohio State)



The Badgers celebrate their championship in the First Bank Classic in Milwaukee last year.

1989-90 Final Statistics—All Games

14-17 Overall: Home 8-6/Road 2-9/Neutral 4-2—Overtime 2-0

-Total-																				
Name	G-GS	FG	FGA	PCT	3PT	3PTA	PCT	FT	FTA	PCT	REB	AVG	PF-D	PTS	AVG	A	TO	B	S	MIN
Danny Jones	31-31	215	412	.522	0	4	.000	118	188	.628	140	4.5	91-5	548	17.7	26	68	15	20	1043
Willie Simms	30-30	153	284	.539	2	6	.333	92	146	.630	145	4.8	85-2	400	13.3	97	99	11	33	970
Tim Locum	30-19	94	194	.485	67	143	.469	40	45	.889	69	2.3	61-1	295	9.8	67	35	0	33	792
Patrick Tompkins	28-19	73	146	.500	0	2	.000	40	80	.500	178	6.4	67-2	186	6.6	29	56	10	17	719
Brian Good	30-5	41	111	.369	31	81	.383	57	63	.905	21	0.7	35-0	170	5.7	37	25	0	12	471
Larry Hisle	31-12	46	126	.365	17	52	.327	32	46	.696	44	1.4	48-1	141	4.5	33	46	7	18	516
Kurt Portmann	31-16	53	127	.417	0	2	.000	9	25	.360	134	4.3	77-2	115	3.7	37	42	30	24	652
Billy Douglass	31-17	32	72	.444	9	19	.474	13	18	.722	41	1.3	49-1	86	2.8	65	41	1	17	525
John Ellenson	30-6	26	54	.481	1	2	.500	5	17	.294	57	1.9	32-0	58	1.9	39	18	4	12	368
Byron Robinson	9-0	3	8	.375	0	0	.000	6	6	1.000	13	1.4	13-0	12	1.3	11	7	0	3	71
Damon Harrell	19-0	8	24	.333	0	0	.000	4	8	.500	19	1.0	11-0	20	1.1	4	11	0	6	123
Team											72									2
Wisconsin	31-31	744	1558	.478	121	311	.408	416	642	.648	933	30.1	569-14	2031	65.5	445	450	78	195	6250
Opponents	31-31	721	1591	.453	117	313	.374	445	622	.715	951	30.7	580-16	2004	64.6	363	440	59	189	6250


Deadball Rebounds—Wisconsin 98, Opponents 104

1989-90 Final Statistics—Big Ten Only


4-14 Overall: Home 3-6/Road 1-8—Overtime 1-0

-TOTAL-																				
Name	G-GS	FG	FGA	PCT	3PT	3PTA	PCT	FT	FTA	PCT	REB	AVG	PF-D	PTS	AVG	A	TO	B	S	MIN
Danny Jones	18-18	120	229	.524	0	4	.000	69	108	.639	80	4.4	58-3	309	17.2	12	41	8	14	621
Willie Simms	17-17	79	146	.541	0	2	.000	56	84	.667	79	4.6	54-2	214	12.6	55	61	7	15	550
Tim Locum	17-10	46	98	.469	35	77	.455	12	15	.800	34	2.0	34-1	139	8.2	45	23	0	24	453
Patrick Tompkins	17-16	54	108	.500	0	1	.000	30	58	.517	115	6.8	52-2	138	8.1	18	35	2	12	496
Brian Good	18-5	31	79	.392	21	57	.368	46	51	.902	12	0.7	26-0	129	7.2	29	18	0	10	345
Larry Hisle	18-9	35	92	.380	14	38	.368	30	42	.714	32	1.8	39-1	114	6.3	17	37	6	9	370
Billy Douglass	18-7	20	41	.488	6	13	.462	6	8	.750	16	0.9	31-1	52	2.9	29	18	0	9	244
Kurt Portmann	18-5	21	56	.375	0	2	.000	3	12	.250	56	3.1	44-2	45	2.5	19	21	10	11	333
John Ellenson	17-3	9	21	.429	1	2	.500	2	8	.250	24	1.4	16-0	21	1.2	17	11	1	3	168
Damon Harrell	10-0	1	6	.167	0	0	.000	0	3	.000	6	0.6	5-0	2	0.2	2	5	0	0	45
Team											46									2
Wisconsin	18-18	416	876	.475	77	196	.393	254	389	.653	500	27.8	359-12	1163	64.6	243	272	34	107	3625
Opponent Totals	18-18	458	939	.488	59	153	.386	288	409	.704	575	31.9	342-7	1263	70.2	234	245	37	119	3625

Deadball Rebounds—Wisconsin 58, Opponents 60



John Ellenson



Brian Good

TEAM GAME-BY-GAME STATISTICS

	FG-FGA	Pct.	3PT-FG	Pct.	FT-FTA	Pct.	REB	PF	TO	TP
E. Michigan	29-64	.453	4-14	.286	9-15	.600	35	18	12	71
Wisconsin	23-54	.426	0- 6	.000	6-13	.462	35	17	22	52
Western Kent.	22-44	.500	1- 9	.111	17-24	.708	23	22	19	62
Wisconsin	24-41	.585	6- 9	.667	19-25	.760	25	23	19	73
Bradley	20-53	.377	3-13	.231	14-18	.778	33	22	9	57
Wisconsin	23-50	.460	4- 7	.571	13-28	.464	38	18	9	63
N. Dakota St.	20-63	.317	6-15	.400	9-13	.692	32	21	17	55
Wisconsin	32-51	.627	4-11	.364	13-22	.591	32	14	14	81
Gonzaga	21-36	.583	7-10	.700	9-14	.643	18	15	16	58
Wisconsin	25-47	.532	6- 8	.750	7-10	.700	26	20	17	63
Marquette	19-40	.475	7-12	.583	13-16	.813	36	18	19	58
Wisconsin	23-58	.397	2- 5	.400	15-25	.600	30	20	8	63
Washington St.	19-49	.388	6-22	.273	11-14	.786	27	14	9	55
Wisconsin	20-45	.444	3- 7	.429	9-15	.600	33	11	11	52
Western Ill.	17-51	.333	2- 7	.286	6-11	.545	28	13	12	42
Wisconsin	30-63	.476	4- 9	.444	5- 7	.714	40	12	9	69
Butler	22-50	.444	4-10	.400	11-15	.733	29	20	17	59
Wisconsin	29-55	.527	6-13	.462	11-20	.550	29	11	11	75
Rollins	16-46	.348	7-13	.538	7- 8	.875	32	13	21	46
Wisconsin	26-57	.456	9-21	.429	7-11	.636	29	11	8	68
Georgia	20-53	.377	3- 9	.333	22-28	.786	35	17	13	65
Wisconsin	25-54	.463	2- 8	.250	12-17	.706	34	22	15	64
Manhattan	17-48	.354	4-13	.308	10-15	.667	21	16	15	48
Wisconsin	26-55	.473	1- 4	.250	10-14	.714	43	13	19	63
Illinois	25-54	.463	1- 1	1.000	22-27	.815	34	16	17	73
Wisconsin	24-54	.444	6-10	.600	5-11	.455	29	19	21	59
Michigan St.	25-46	.543	4-10	.400	10-20	.500	32	15	12	64
Wisconsin	23-48	.479	4- 7	.571	11-14	.786	21	16	9	61
Iowa	26-51	.510	3-11	.273	14-19	.737	32	17	19	69
Wisconsin	29-55	.527	6-20	.300	9-18	.500	24	19	11	73
Ohio State	26-57	.456	1-11	.091	15-20	.750	36	22	15	68
Wisconsin	17-42	.405	6-11	.545	13-24	.542	25	22	19	53
Purdue	24-45	.533	0- 4	.000	8-17	.471	23	14	9	56
Wisconsin	23-53	.434	0- 9	.000	8-12	.667	34	17	12	54
Minnesota	25-55	.455	5-11	.455	20-30	.667	41	22	14	75
Wisconsin	28-54	.519	6-10	.600	15-26	.577	26	22	11	77
Illinois	25-52	.481	2- 7	.286	14-24	.583	33	16	10	66
Wisconsin	24-53	.453	4-10	.400	11-16	.688	33	19	15	63
Northwestern	26-48	.542	5- 7	.714	30-41	.732	30	23	13	87
Wisconsin	30-58	.517	6-17	.353	19-26	.731	29	26	15	85
Indiana	33-61	.541	6-12	.500	13-17	.765	33	12	8	85
Wisconsin	23-52	.442	4-13	.308	11-16	.688	29	17	16	61
Michigan	27-57	.474	2- 6	.333	21-27	.778	35	25	9	77
Wisconsin	17-45	.378	3-10	.300	26-33	.788	25	21	14	63
Michigan St.	23-42	.548	3- 5	.600	11-15	.733	22	18	9	60
Wisconsin	22-43	.512	2- 9	.222	11-24	.458	30	18	12	57
Iowa	25-55	.456	6-18	.333	15-28	.536	38	26	12	71
Wisconsin	26-42	.619	7- 9	.777	21-32	.656	28	25	14	80
Ohio State	23-47	.489	4- 8	.500	18-24	.750	29	21	20	68
Wisconsin	19-43	.442	0- 8	.000	20-28	.714	26	18	20	58
Purdue	19-44	.432	1- 6	.167	23-30	.767	29	16	13	62
Wisconsin	18-39	.462	4- 9	.444	15-19	.789	20	27	17	55
Marquette	21-55	.382	4-13	.308	19-22	.864	27	28	16	65
Wisconsin	22-52	.423	3- 7	.429	35-46	.761	39	18	16	82
Minnesota	24-57	.421	1- 4	.250	19-29	.655	37	21	17	68
Wisconsin	22-40	.550	5-10	.500	18-23	.783	27	28	15	67
Northwestern	20-63	.317	3-13	.231	7- 7	1.000	33	26	15	50
Wisconsin	23-50	.460	1- 6	.167	18-31	.581	45	12	17	65
Indiana	25-44	.568	7-10	.700	13-19	.684	19	18	16	70
Wisconsin	26-44	.591	7- 9	.778	9-17	.529	25	18	19	68
Michigan	37-61	.607	5- 9	.556	15-15	1.000	39	14	17	94
Wisconsin	22-61	.361	6-19	.316	14-19	.737	24	15	17	64

INDIVIDUAL GAME BY GAME STATISTICS

Points/Rebounds/Assists

	Dougl's	Ellen	Good	Harrell	Hisle	Jones	Locum	Prtmn	Rbnsn	Simms	Tmpkns
East. Michigan	2/2/2	6/3/1	0/1/0	DNP	0/0/0	24/6/0	2/8/2	10/6/1	0/0/0	3/4/3	5/4/2
West. Kentucky	2/3/5	2/1/0	2/0/1	0/3/1	0/0/1	11/3/1	30/3/1	10/6/0	DNP	16/3/6	0/2/0
Bradley	0/4/2	2/1/0	2/0/1	2/0/0	0/2/1	20/5/2	19/4/4	2/7/0	DNP	10/7/7	5/3/0
Nrth Dakota St	0/4/2	4/2/0	6/0/0	2/0/0	4/1/3	18/5/0	10/3/1	12/5/4	2/5/5	20/4/3	3/6/0
Gonzaga	10/1/5	0/1/0	3/1/0	DNP	0/0/0	17/2/2	11/0/2	9/7/0	0/1/0	12/4/3	1/7/1
Marquette	5/3/5	3/2/4	0/1/1	DNP	0/0/0	25/3/3	6/4/1	2/6/0	0/2/0	22/3/3	0/0/0
Washington St.	0/2/0	0/2/3	6/1/0	DNP	0/1/0	17/5/2	7/2/1	2/8/0	DNP	19/3/2	2/5/1
West. Illinois	0/0/2	8/4/1	3/1/1	2/3/0	6/3/4	13/4/0	9/2/1	2/4/1	6/3/2	10/6/0	10/7/2
Butler	2/0/1	0/1/1	7/1/2	0/0/1	3/1/0	20/6/1	9/3/3	2/3/3	2/0/1	22/5/2	8/9/2
Rollins Col.	0/0/1	2/3/4	6/1/2	4/3/0	2/0/4	12/4/2	25/2/1	0/3/1	2/0/1	9/4/1	6/5/1
Georgia	2/1/2	8/6/1	DNP	6/3/0	0/0/1	20/7/0	6/2/2	11/10/3	0/0/0	11/5/8	DNP
Manhattan	4/6/6	4/6/6	0/1/0	0/1/0	0/1/1	23/5/1	5/1/0	6/11/5	0/0/0	21/8/1	DNP
Illinois	3/1/4	0/5/3	6/0/1	0/1/0	0/0/1	21/3/2	9/2/3	2/6/2	DNP	18/5/1	0/1/0
Michigan St.	6/0/0	4/1/2	2/0/1	0/0/0	3/0/1	21/8/1	12/4/2	0/3/1	DNP	13/3/4	0/1/0
Iowa	3/0/2	2/2/0	8/0/4	DNP	0/0/2	31/5/1	11/4/4	0/0/0	DNP	21/3/6	7/6/6
Ohio State	2/4/0	3/0/0	7/1/0	0/0/0	10/4/2	7/4/0	6/1/0	2/0/1	DNP	6/2/7	10/7/1
Purdue	0/1/0	0/1/3	4/0/1	DNP	0/0/0	18/6/1	0/0/2	4/4/3	DNP	12/3/1	16/14/1
Minnesota	0/0/1	2/3/2	0/0/0	DNP	0/0/0	19/3/0	20/1/2	5/11/1	DNP	22/2/8	9/6/2
Illinois	0/0/0	0/0/0	14/0/1	DNP	3/0/0	19/9/0	10/3/2	6/5/4	DNP	5/2/4	6/9/2
Northwestern	4/0/3	0/0/0	14/1/3	2/1/0	15/1/2	15/1/1	10/3/3	0/1/2	DNP	17/8/2	9/11/2
Indiana	0/0/2	0/3/2	11/2/2	0/0/1	9/2/2	23/4/1	0/2/1	0/2/0	DNP	13/7/1	6/3/0
Michigan	0/0/1	6/5/3	13/1/3	0/0/0	2/3/1	25/7/0	8/1/3	2/1/0	DNP	DNP	7/4/0
Michigan St.	0/0/0	0/0/0	10/0/1	DNP	1/3/0	19/6/2	0/0/2	8/6/1	DNP	8/6/3	8/7/0
Iowa	2/2/4	2/1/0	15/2/2	0/0/0	19/2/0	10/5/1	14/1/5	0/0/0	DNP	10/2/3	8/8/0
Ohio State	3/1/2	0/0/0	2/0/2	0/0/0	5/2/1	21/5/0	0/2/1	0/2/0	DNP	12/6/1	15/6/1
Purdue	9/0/0	0/0/0	7/1/3	DNP	10/3/1	10/2/1	DNP	5/0/1	DNP	10/10/5	4/4/0
Marquette	7/2/1	0/0/1	3/0/1	2/0/0	12/3/1	19/5/0	17/1/3	2/2/0	DNP	12/10/3	8/16/2
Minnesota	8/2/3	0/1/1	0/1/0	DNP	12/4/0	4/2/0	7/1/5	4/6/2	DNP	21/5/2	11/3/0
Northwestern	0/2/1	0/2/1	4/2/1	0/1/0	4/2/1	22/6/2	12/6/3	2/4/1	DNP	11/10/3	10/10/1
Indiana	10/3/5	DNP	1/0/0	DNP	12/0/2	17/3/0	14/1/5	3/3/2	DNP	3/2/2	8/12/1
Michigan	2/0/1	2/0/0	8/1/0	0/3/1	10/6/1	17/1/0	6/2/2	2/2/4	DNP	12/3/2	5/4/1

1989-90 HIGHS AND LOWS

WISCONSIN HIGHS

Category

Points, Game
FG Made
FG Attempted
FG Percentage (10 attempts)
3pt FG Made
3pt FG Attempted
3pt FG Percentage (5 attempts)
FT Made
FT Attempted
FT Percentage (8 attempts)

Rebounds
Assists
Blocked shots
Steals

Individual

30, Tim Locum vs. WKU
11, Danny Jones vs. EMU
26, Danny Jones vs. MARQ
.900 (9-10), Willie Simms vs. IOWA
7, Tim Locum vs. Rollins
9, Tim Locum vs. Rollins
.800 (4-5), Tim Locum vs. MSU
11, Danny Jones vs. MICH
17, Danny Jones vs. MICH
1,000, (12-12), Tim Locum vs. MARQ
(8-8), Brian Good vs. MICH
16, Patrick Tompkins vs. MARQ
8, Willie Simms vs. Georgia
4, Kurt Portmann vs. Rollins
5, Tim Locum vs. NU

Team

85 vs. Northwestern
28 vs. N. Dakota St.
54 vs. W. Illinois
.627 vs. NDSU
9 vs. Rollins
21 vs. Rollins
.778 vs. Iowa
35 vs. Marquette
46 vs. Marquette
.789 vs. Purdue

45 vs. Northwestern
25 vs. Iowa
8 vs. W. Illinois
12 vs. Rollins

WISCONSIN LOWS

Category

Points, Game
FG Made
FG Attempted
FG Percentage
3pt FG Made
3pt FG Attempted
3pt FG Percentage
FT Made
FT Attempted
FT Percentage
Rebounds
Assists
Blocked shots
Steals

Team

52 vs. EMU & WSU
11 vs. Ohio State
30 vs. PUR & MINN
.361 vs. Michigan
0 vs. EMU, PUR & OSU
4 vs. Manhattan
.000 vs. EMU, PUR, OSU
5 vs. WIU & ILL
7 vs. WIU
.455 vs. Illinois
20 vs. Purdue
8 vs. Ohio State
0 five times
3 vs. IND & MSU

OPPONENT HIGHS

Category

Points, Game
FG Made
FG Attempted
FG Percentage (10 attempts)
3pt FG Made
3pt FG Attempted
3pt FG Percentage (5 attempts)
FT Made
FT Attempted
FT Percentage (8 attempts)
Rebounds
Assists
Blocked shots
Steals

Individual

44, Tony Smith, Marquette
13, Tony Smith, Marquette
23, Tony Smith, Marquette
.818 (9-11), Jim Jackson, Ohio State
6, Mark Anglavar, Marquette
10, Mark Anglavar, Marquette
.600 (6-10), Mark Anglavar, Marquette
14, Tony Smith, Marquette
16, Tony Smith, Marquette
.923 (12-13), Stephen Scheffler, Purdue
15, Richard Coffey, Minnesota
12, Rumeal Robinson, Michigan
5, Loy Vaught, Michigan
5, Rodney Jones, Illinois

Team

94, Michigan
32, Michigan
53, ILL & MINN
.607, Michigan
7, GON, MAR, ROLL & IND
22, Wash. State
1,000, ILL
30, Northwestern
41, Northwestern
1,000, NU & MICH
41, Minnesota
21, Michigan
7, Michigan
13, Illinois

OPPONENT LOWS

Category

Points, Game
FG Made
FG Attempted
FG Percentage
3pt FG Made
3pt FG Attempted
3pt FG Percentage
FT Made
FT Attempted
FT Percentage
Rebounds
Assists
Blocks
Steals

Team

42, W. Illinois
9, Rollins
26, Gonzaga
.317, NDSU & NU
0, Purdue
1, Illinois
.000, Purdue
6, W. Illinois
7, Northwestern
.471, Purdue
18, Gonzaga
3, Rollins
0, five times
1, Rollins

1989-90 BIG TEN STANDINGS

	Big Ten			Overall					Opp PTS	Opp AVG
	W	L	Pct	W	L	Pct	PTS	AVG		
Michigan State	15	3	.833	28	6	.824	2592	76.2	2328	68.5
Purdue	13	5	.722	22	8	.733	2155	71.8	1964	65.6
Michigan	12	6	.667	23	8	.742	2671	86.2	2403	77.5
Illinois	11	7	.611	21	8	.724	2368	81.7	2102	72.5
Minnesota	11	7	.611	23	9	.719	2666	83.8	2360	73.8
Ohio State	10	8	.556	17	13	.567	2268	75.6	2206	73.5
Indiana	8	10	.444	18	11	.621	2265	78.1	2054	70.8
Wisconsin	4	14	.222	14	17	.452	2031	65.6	2004	64.7
Iowa	4	14	.222	12	16	.429	2112	75.4	2244	80.1
Northwestern	2	16	.111	9	19	.321	2189	78.2	2304	82.3

POSTSEASON HONORS

All-Big Ten Team (as chosen by writers and broadcasters)

First Team

Stephen Scheffler, Purdue
 Steve Smith, Michigan State
 Willie Burton, Minnesota
 Kendall Gill, Illinois
 Rumeal Robinson, Michigan

Second Team

Terry Mills, Michigan
 Jim Jackson, Ohio State
 Tony Jones, Purdue
 Eric Anderson, Indiana
 Danny Jones, Wisconsin

Third Team

Marcus Liberty, Illinois
 Loy Vaught, Michigan
 Kirk Manns, Michigan State
 Les Jepsen, Iowa
 Calbert Cheaney, Indiana

Honorable Mention: Stephen Bardo, Illinois; Kevin Redfield, Michigan State; Melvin Newbern, Richard Coffey, Kevin Lynch, Minnesota; Rex Walters, Northwestern; Perry Carter, Ohio State.

Player of the Year—Stephen Scheffler, Purdue
 Freshman of the Year—Jim Jackson, Ohio State
 Coach of the Year—Gene Keady, Purdue

PLAYERS OF THE WEEK: Steve Smith (MSU) Dec. 4, Mar. 6, Mar. 13, Ray Thompson (IOWA) Dec. 11, Calbert Cheaney (IND) Dec. 18, Perry Carter (OSU) Jan. 2, Jim Jackson (OSU) Jan. 9, Feb. 6, Tony Jones (PUR) Jan. 16, Les Jepsen (IOWA) Jan. 23, Willie Burton (MINN) Jan. 30, Kirk Manns (MSU) Feb. 13, Stephen Scheffler (PUR) Feb. 20, Richard Coffey (MINN) Feb. 27.



Billy Douglass had 29 assists last year in Big Ten play.

NCAA TOURNAMENT RESULTS

SOUTHEAST REGION

Michigan State 75, Murray State 71 (OT) (First Round, Knoxville, TN)
 Minnesota 64, UTEP 61 (First Round, Richmond, VA)
 Michigan State 62, UC Santa Barbara 58 (Second Round, Knoxville, TN)
 Minnesota 81, Northern Iowa 78 (Second Round, Richmond, VA)
 Minnesota 82, Syracuse 75 (Regional Semifinals, New Orleans, LA)
 Georgia Tech 81, Michigan State 80 (Regional Semifinals, New Orleans, LA)
 Georgia Tech 93, Minnesota 91 (Regional Finals, New Orleans, LA)

WEST REGION

Ohio State 84, Providence 83 (OT) (First Round, Salt Lake City, UT)
 Michigan 76, Illinois State 70 (First Round, Long Beach, CA)
 UNLV 76, Ohio State 65 (Second Round, Salt Lake City, UT)
 Loyola Marymount 149, Michigan 115 (Second Round, Long Beach, CA)

MIDWEST REGION

Purdue 75, Northeast Louisiana 63 (First Round, Indianapolis, IN)
 Dayton 88, Illinois 86 (First Round, Austin, TX)
 Texas 73, Purdue 72 (Second Round, Indianapolis, IN)

EAST REGION

California 65, Indiana 63 (First Round, Hartford, CT)

1989-90 Game Summaries

Game 1: Nov. 24, 1989—San Juan, Puerto Rico

Wisconsin (52)

Eastern Michigan (71)

	FG	FGA	FT	FTA	REB	TP
Jones	11	22	2	4	6	24
Portmann	5	9	0	0	7	10
Ellenson	3	3	0	0	4	6
Tompkins	2	4	1	2	4	5
Simms	1	8	1	5	5	3
Douglas	1	5	0	0	2	2
Locum	0	4	2	2	8	2
Hisle	0	2	0	0	0	0
Good	0	2	0	0	1	0
Robinson	0	1	0	0	0	0
De Salvo	0	1	0	0	1	0

	FG	FGA	FT	FTA	REB	TP
Ch. Thomas	5	9	1	3	4	11
Hallas	5	12	1	2	7	11
Nolan	5	10	1	2	6	11
Hughes	3	7	0	0	2	7
C. Thomas	2	9	2	2	3	7
Pangas	3	4	0	0	2	6
Lewis	2	5	0	0	2	6
Neely	1	8	3	5	4	5
Pipihin	2	4	1	1	2	5
Frasor	1	2	0	0	0	2

Totals 23 60 6 13 37 52

Totals 29 71 9 15 33 71

Wisconsin 27 25 = 52
E. Michigan 38 33 = 72

Attendance: 750

3pt FGM-FGA: (UW)—Locum 0-3, Hisle 0-2, Douglas 0-2, Good 0-1, Jones 0-1; (EMU)—Lewis, 2-2, Hughes 1-2, C. Thomas, 1-5, Chas Thomas 0-3, Hallas 0-2
Assists: Wisconsin—10, (Simms 3); E. Michigan—15, (Neely 5)
Turnovers: Wisconsin—21; E. Michigan—12

Wisconsin 42 39 = 81
North Dakota State 29 26 = 55

Attendance: 8,260

3pt FGM-FGA: (UW)—Locum 2-7, Good 2-4; (NDSU)—Nelsen 3-6, Griffin 1-3, Foti 1-3, Inniger 1-1, Adams 0-2
Assists: Wisconsin—20 (Robinson 5); NDSU—13 (Adams 5)
Turnovers: Wisconsin—14; NDSU—17

Game 5: at First Bank Classic, Milwaukee, Dec. 1, 1989

Wisconsin (63)

Gonzaga (58)

	FG	FGA	FT	FTA	REB	TP
Jones	8	10	1	2	2	17
Simms	6	15	0	1	4	12
Douglass	3	4	2	2	1	10
Portmann	4	4	1	1	7	9
Good	1	3	0	0	1	3
Tompkins	0	1	1	2	7	1
Hisle	0	1	0	0	0	0
Robinson	0	1	0	0	1	0
Ellenson	0	1	0	0	1	0

	FG	FGA	FT	FTA	REB	TP
McPhee	10	15	2	2	2	25
Winger	3	7	1	2	1	10
Holmdahl	4	7	1	3	5	10
Frederickson	2	4	2	2	0	6
Paterson	1	1	0	1	1	2
Delaney	0	1	2	2	7	2
Rich	1	1	0	0	1	2
Schumacher	0	0	1	2	0	1
Dudley	0	0	0	0	0	0
May	0	0	0	0	0	0
Fields	0	0	0	0	0	0
Beeley	0	0	0	0	0	0

Totals 25 47 7 10 26 63

Totals 21 35 9 14 18 58

Gonzaga 33 25 = 58
Wisconsin 37 26 = 63

Attendance: 11,593

3pt FGM-FGA: (UW)—Locum 3-5, Douglass 2-2, Good 1-1; (G)—McPhee 3-3, Winter 3-6, Holmdahl 1-1
Assists: Wisconsin—16 (Douglass 5); Gonzaga—15 (Winger 5)
Turnovers: Wisconsin—17; Gonzaga—16

Game 2: Nov. 25, 1989—San Juan, Puerto Rico

Wisconsin (73)

W. Kentucky (62)

	FG	FGA	FT	FTA	REB	TP
Locum	9	12	6	7	3	30
Simms	6	9	4	6	2	16
Jones	3	6	5	6	3	11
Portmann	4	7	2	3	6	10
Douglass	1	2	0	0	3	2
Good	0	0	2	2	0	2
Ellenson	1	2	0	1	1	2
Hisle	0	1	0	0	0	0
Tompkins	0	1	0	0	2	0
Harrell	0	1	0	0	3	0

	FG	FGA	FT	FTA	REB	TP
Smith	4	8	4	5	5	12
Ross	5	7	2	5	5	12
Boley	3	4	4	4	3	10
Shelton	4	11	0	0	0	9
Anderson	2	2	4	6	2	8
Palin	2	4	3	4	3	7
Brown	1	3	0	0	2	2
Lightfoot	0	2	0	0	1	0

Totals 24 41 19 25 25 73

Totals 22 44 17 24 23 62

Wisconsin 39 34 = 73
W. Kentucky 24 38 = 62

Attendance: 500

3pt FGM-FGA: (UW)—Locum 6-8, Hisle 0-1; (WK)—Shelton 1-5, Smith 0-1, Boley 0-1, Burns 0-2
Assists: Wisconsin—16 (Simms 6); W. Kentucky—7 (Palin 5)
Turnovers: Wisconsin—19; W. Kentucky—19

Game 6: at First Bank Classic, Milwaukee, WI, Dec. 2, 1989

Wisconsin (63)

Marquette (58)

	FG	FGA	FT	FTA	REB	TP
Jones	9	26	7	15	3	25
Simms	8	13	5	6	3	22
Locum	2	6	2	2	4	6
Douglass	2	4	0	0	3	5
Ellenson	1	2	1	2	3	2
Portmann	1	6	0	0	6	2
Good	0	0	0	0	1	0
Hisle	0	1	0	0	0	0
Robinson	0	0	0	0	2	0
Tompkins	0	0	0	0	0	0

	FG	FGA	FT	FTA	REB	TP
Anglavar	6	11	0	1	2	18
Smith	4	11	4	4	1	13
Baldwin	3	6	5	6	6	11
Powell	4	9	2	3	17	10
Grosse	1	1	0	0	2	2
Leurck	1	1	0	0	3	2
Nethen	0	1	2	2	1	2
Hayes	0	0	0	0	0	0

Totals 23 58 15 25 30 63

Totals 19 40 13 16 36 58

Wisconsin 26 28 9 = 63
Marquette 24 30 4 = 58

Attendance: 14,742

3PT FGM-FGA: (W)—Douglass 1-1, Simms 1-2, Locum 0-1, Hisle 0-1; (M)—Anglavar 6-10, Smith 1-2
Assists: Wisconsin—17 (Douglass 5); Marquette—14 (Smith 9)
Turnovers: Wisconsin—8; Marquette—19

Game 3: Nov. 26, 1989—San Juan, Puerto Rico

Wisconsin (63)

Bradley (57)

	FG	FGA	FT	FTA	REB	TP
Jones	8	17	4	8	5	20
Locum	8	10	0	1	4	19
Simms	3	10	4	8	7	10
Good	1	1	2	2	1	5
Tompkins	1	4	3	4	3	5
Portmann	1	3	0	3	7	2
Harrell	1	2	0	0	0	2
Douglass	0	1	0	0	4	0
Hisle	0	0	0	0	2	0
Ellenson	0	2	0	2	2	0

	FG	FGA	FT	FTA	REB	TP
Jackson	12	20	3	5	11	27
Houston	3	5	4	5	4	10
Schell	2	8	0	0	3	6
Behrends	2	5	2	2	3	6
Bastock	0	4	5	6	4	5
Broussard	1	2	0	0	2	3
Cash	0	1	0	0	0	0
White	0	3	0	0	3	0
Beach	0	5	0	0	1	0

Totals 23 50 13 28 38 63

Totals 20 53 14 18 22 57

Bradley 24 33 = 57
Wisconsin 32 31 = 63

Attendance: 550

3pt FGM-FGA: (UW)—Locum 3-4, Good 1-1, Simms 0-1, Tompkins 0-1; (BU)—Schell 2-8, Broussard 1-1, White 0-1, Beach 0-3
Assists: Wisconsin—16 (Simms 7), Bradley—8 (Schell 3)
Turnovers: Wisconsin—9; Bradley—9

Game 4: at Madison, WI, Nov. 28, 1989

Wisconsin (81)


North Dakota State (55)

	FG	FGA	FT	FTA	REB	TP
Simms	7	8	6	8	4	20
Jones	7	14	6	8	4	18
Portmann	6	6	0	1	5	12
Locum	4	10	0	0	3	10
Good	2	4	0	0	0	6
Ellenson	2	3	0	2	2	4
Hisle	2	2	0	0	1	4
Tompkins	1	1	1	3	6	3
Robinson	0	1	2	2	5	2
Harrell	1	1	0	1	0	2
Douglass	0	1	0	0	1	0

	FG	FGA	FT	FTA	REB	TP
Nelsen	4	9	0	2	2	11
Griffin	4	10	0	0	4	9
Jensen	4	11	0	1	8	8
McKenzie	2	4	3	4	5	7
Foti	2	7	2	2	2	7
Inniger	1	1	0	0	0	3
Adams	1	8	0	0	2	2
Brookshire	0	5	2	2	3	2
Arzdorf	1	2	0	0	2	2
Hilley	0	2	2	2	0	2
Wenschlag	1	3	0	0	1	2
Wendland	0	1	0	0	3	0

Totals 32 51 13 22 32 81

Totals 20 63 9 13 21 55



Patrick Tompkins scored a season-high 16 points against Purdue in 1990.

Game 7: at Pullman, WA, Dec. 4, 1989

Wisconsin (52)

	FG	FGA	FT	FTA	REB	TP
Simms	7	13	4	8	3	18
Jones	6	11	5	7	5	17
Locum	3	6	0	0	2	7
Good	2	6	0	0	1	6
Portmann	1	5	0	0	8	2
Tompkins	1	2	0	0	5	2
Douglass	0	2	0	0	2	0
Ellenson	0	0	0	0	2	0
Hisle	0	0	0	0	1	0
Totals	20	45	9	15	33	52

Wisconsin	20	32	=	52
Washington State	24	31	=	55

Washington State (55)

	FG	FGA	FT	FTA	REB	TP
Woods	9	13	0	0	2	22
Seltzer	3	11	2	4	5	10
Sanders	1	4	5	6	0	7
Evans	1	4	2	2	6	4
Thomas	2	9	0	0	6	4
Thompson	1	5	2	2	1	4
Delaney	1	2	0	0	3	2
Martin	1	1	0	0	0	2
Bell	0	0	0	0	0	0
Totals	19	49	11	14	27	55

Totals	19	49	11	14	27	55
--------	----	----	----	----	----	----

Attendance: 2,467

3PT FGM-FGA: (W)—Good 2-3, Locum 1-3, Douglass 0-1; (WS)—Woods 4-8, Seltzer 2-8, Sanders 0-2, Thomas 0-2, Thompson 0-2

Assists: Wisconsin—9 (Ellenson 3); Washington State—8 (Seltzer 7)

Turnovers: Wisconsin—11; Washington State—9

Game 8: at Madison, Dec. 7, 1989

Wisconsin (69)

	FG	FGA	FT	FTA	REB	TP
Jones	6	10	1	2	4	13
Simms	5	10	0	0	6	10
Tompkins	5	8	0	1	7	10
Locum	3	6	0	0	2	9
Ellenson	4	7	0	0	4	8
Hisle	3	6	0	0	3	6
Robinson	2	4	2	2	3	6
Good	1	4	0	0	1	3
Harrell	1	4	0	0	3	2
Portmann	0	4	2	2	4	2
Douglass	0	0	0	0	0	0
Margenthaler	0	1	0	0	1	0
Totals	30	63	5	7	40	69

Western Illinois	25	17	=	42
Wisconsin	37	32	=	69

Western Illinois (42)

	FG	FGA	FT	FTA	REB	TP
Richardson	6	12	0	0	6	12
Chase	3	8	0	0	3	7
Hawk	2	6	2	4	1	6
Smith	2	4	0	0	6	4
Warren	2	5	0	0	1	4
Heath	1	2	1	2	0	3
Higgins	1	2	0	0	0	3
Ateman	0	5	2	2	5	2
Macomber	0	1	1	3	2	1
Hilt	0	4	0	0	0	0
Johnson	0	1	0	0	0	0
Hampton	0	0	0	0	0	0
Totals	17	51	6	11	28	42

Totals	17	51	6	11	28	42
--------	----	----	---	----	----	----

Attendance: 8,571

3PT FGM-FGA: (W)—Locum 3-6, Good 1-3; (WI)—Chase 1-2, Higgins 1-2, Hawk 0-1, Margenthaler 0-1, Smith 0-1

Assists: Wisconsin—14 (Hisle 4); Western Illinois—9 (Smith 3)

Turnovers: Wisconsin—9; Western Illinois—12



John Ellenson had eight points vs. Western Illinois and Georgia.

Game 9: at Madison, Dec. 9, 1989

Wisconsin (75)

	FG	FGA	FT	FTA	REB	TP
Simms	9	13	3	4	5	22
Jones	9	14	2	5	6	20
Locum	3	8	0	0	3	9
Tompkins	3	6	2	7	8	8
Good	1	3	4	4	1	7
Hisle	1	2	0	0	1	3
Douglass	1	2	0	0	0	2
Portmann	1	5	0	0	3	2
Robinson	1	2	0	0	1	2
Ellenson	0	0	0	0	1	0
Harrell	0	0	0	0	0	0
Totals	29	55	11	20	29	75

Totals	29	55	11	20	29	75
--------	----	----	----	----	----	----

Butler	29	30	=	59
Wisconsin	35	40	=	75

Butler (59)

	FG	FGA	FT	FTA	REB	TP
Brens	5	10	5	6	7	15
Archbold	4	8	0	1	4	10
Littrell	3	5	2	2	2	10
Etherington	4	7	0	0	0	8
Berry	2	3	0	0	3	4
Bowen	1	10	2	2	3	4
Haywood	2	3	0	0	2	6
Matta	1	3	2	2	1	4
Gault	0	1	0	0	0	0
Shoup	0	0	0	0	0	0
Totals	22	50	11	15	29	59

Totals	22	50	11	15	29	59
--------	----	----	----	----	----	----

Attendance: 9,202

3PT FGM-FGA: (W)—Locum 3-7, Simms 1-1, Hisle 1-2, Good 1-3; (B)—Littrell 2-4, Archbold 2-4, Matta 0-2

Assists: Wisconsin—16 (Locum 3, Portmann 3); Butler—9 (Bowen 6)

Turnovers: Wisconsin—11; Butler—17

Game 10: At Madison, Dec. 15, 1989

Wisconsin (68)

	FG	FGA	FT	FTA	REB	TP
Locum	8	10	2	2	2	25
Jones	5	9	2	3	4	12
Simms	4	7	1	4	4	9
Good	2	8	0	0	1	6
Tompkins	3	5	0	0	5	6
Harrell	2	6	0	0	3	4
Ellenson	1	1	0	0	3	2
Hisle	1	7	0	0	0	2
Robinson	0	0	2	2	1	2
Douglass	0	0	0	0	0	0
Portmann	0	4	0	0	3	0
Reeves	0	3	0	0	4	0
Totals	26	57	7	11	29	68

Totals	26	57	7	11	29	68
--------	----	----	---	----	----	----

Attendance: 8,629

Rollins College (46)

	FG	FGA	FT	FTA	REB	TP
Martin	5	8	0	0	2	14
Thurston	3	8	0	0	4	8
Arterburn	3	9	0	0	4	6
Forbes	2	5	1	2	2	5
Hathaway	0	1	4	4	2	4
Wolf	1	1	2	2	2	4
Hall	1	3	0	0	1	3
Holman	1	4	0	0	2	2
Fablan	0	0	0	0	0	0
North	0	0	0	0	1	0
Phipps	0	2	0	0	3	0
Rotz	0	2	0	0	1	0
Totals	16	46	7	8	32	46

Totals	16	46	7	8	32	46
--------	----	----	---	---	----	----

Attendance: 8,629

3PT FGM-FGA: (W)—Locum 7-9, Good 2-7, Hisle 0-5; (RC)—Martin 4-7, Thurston 2-2, Hall 1-2, Arterburn 0-1, Phipps 0-1

Assists: Wisconsin—18 (Ellenson, Hisle 4); Rollins College—3 (Thurston 2)

Turnovers: Wisconsin—8; Rollins College—21

Game 11: At Tribune Classic, Tempe, AZ, Dec. 28, 1989

Wisconsin (64)

	FG	FGA	FT	FTA	REB	TP
Jones	7	15	6	8	7	20
Portmann	5	10	1	3	10	11
Simms	4	9	3	4	5	11
Ellenson	4	7	0	0	6	8
Harrell	2	3	2	2	3	6
Locum	2	7	0	0	2	6
Douglass	1	1	0	0	1	2
Hisle	0	2	0	0	0	0
Robinson	0	0	0	0	0	0
Totals	25	54	12	17	34	64

Totals	25	54	12	17	34	64
--------	----	----	----	----	----	----

Attendance: 7,113

Georgia (65)

	FG	FGA	FT	FTA	REB	TP
Kessler	6	16	10	12	12	23
Green	6	15	5	7	2	19
Austin	4	7	3	4	9	11
Cole	2	6	2	2	4	6
Golden	0	1	2	3	0	2
Patton	1	5	0	0	1	2
Wilson	1	3	0	0	2	2
Howard	0	0	0	0	0	0
Rhine	0	0	0	0	1	0
Totals	26	50	19	29	32	73

Totals	26	50	19	29	32	73
--------	----	----	----	----	----	----

Attendance: 7,113

3PT FGM-FGA: (W)—Locum 2-7, Hisle 0-1; (G)—Green 2-5, Kessler 1-1, Patton 0-2, Cole 0-1

Assists: Wisconsin—17 (Simms 8); Georgia—15 (Cole 5)

Turnovers: Wisconsin—15; Georgia—13

Game 12: At Tribune Classic, Tempe, AZ, Dec. 29, 1989

Wisconsin (63)

	FG	FGA	FT	FTA	REB	TP
Jones	9	14	5	7	5	23
Simms	10	17	1	3	8	21
Portmann	3	6	0	0	11	6
Locum	1	2	2	2	1	5
Douglass	2	7	0	0	6	4
Ellenson	1	5	2	2	6	4
Good	0	1	0	0	1	0
Harrell	0	1	0	0	1	0
Hisle	0	2	0	0	1	0
Robinson	0	0	0	0	0	0
Totals	26	55	10	14	43	63

Totals	26	55	10	14	43	63
--------	----	----	----	----	----	----

Attendance: 6,302

Manhattan (48)

	FG	FGA	FT	FTA	REB	TP
Monroe	4	11	3	5	1	12
Bullock	2	5	5	8	5	9
Althaver	4	9	0	0	9	8
Wilson	3	7	0	0	0	8
R. Williams	2	3	0	0	1	5
Bernsley	1	4	0	0	1	2
Edwards	0	2	2	2	0	2
C. Williams	1	2	0	0	0	2
Dubra	0	5	0	0	1	0
Totals	17	48	10	15	21	103

Totals	17	48	10	15	21	103
--------	----	----	----	----	----	-----

Attendance: 6,302

3PT FGM-FGA: (W)—Locum 1-2, Douglass 0-1, Good 0-1; (M)—Wilson 2-4, Monroe 1-4, R. Williams 1-1, Dubra 0-4

Assists: Wisconsin—20 (Ellenson, Douglass 6); Manhattan—11 (C. Williams 3)

Turnovers: Wisconsin—19; Manhattan—15

Game 13: At Champaign, IL, Jan. 4, 1990

Wisconsin (59)

	FG	FGA	FT	FTA	REB	TP
Jones	8	16	5	8	3	21
Simms	9	17	0	0	5	18
Locum	3	6	0	0	2	9
Good	2	2	0	0	0	6
Douglass	1	4	0	0	1	3
Portmann	1	6	0	0	6	2
Ellenson	0	2	0	0	5	0
Harrell	0	1	0	0	1	0
Hisle	0	0	0	0	0	0
Totals	24	54	5	11	29	59

Illinois (73)

	FG	FGA	FT	FTA	REB	TP
Gill	8	8	4	6	4	20
Kaufmann	5	8	1	1	4	11
Bardo	2	6	5	6	1	10
Jones	4	8	2	2	3	10
Liberty	2	10	5	6	11	9
Small	3	9	0	0	5	6
Bowman	0	1	3	4	1	3
Geers	0	1	2	2	1	2
Taylor	1	3	0	0	2	2
Gibson	0	0	0	0	0	0
Totals	25	54	22	27	34	73

Illinois 35 38 = 73
Wisconsin 21 38 = 59

Attendance: 15,636

3PT FGM-FGA: (W)—Locum 3-5, Good 2-2, Jones 0-2, Douglass 1-1; (I)—Bardo 1-1
Assists: Wisconsin—17 (Douglass 4); Illinois—12 (Bardo 5)
Turnovers: Wisconsin—21; Illinois—17

Game 16: At Columbus, OH, Jan. 13, 1990

Wisconsin (53)

	FG	FGA	FT	FTA	REB	TP
Hisle	3	7	2	4	4	10
Tompkins	4	9	2	5	7	10
Good	1	4	4	4	1	7
Jones	3	7	1	2	4	7
Locum	2	5	0	0	1	6
Simms	2	4	2	6	2	6
Ellenson	1	2	0	1	0	3
Douglass	0	0	2	2	4	2
Portmann	1	4	0	0	2	2
Harrell	0	0	0	0	0	0
Totals	17	42	13	24	25	53

Ohio State (68)

	FG	FGA	FT	FTA	REB	TP
Jackson	9	11	0	0	7	19
Carter	6	12	6	7	5	18
Baker	3	6	2	3	3	8
Lee	3	6	1	2	7	7
Davis	2	12	2	2	3	6
Robinson	2	3	2	2	2	6
Brown	1	4	2	4	4	4
Hall	0	0	0	0	1	0
Jent	0	3	0	0	3	0
Totals	26	57	15	20	36	68

Wisconsin 18 35 = 53
Ohio State 23 45 = 68

Attendance: 13,276

3PT FGM-FGA: (W)—Hisle 2-4, Locum 2-4, Ellenson 1-1, Good 1-1, Portmann 0-1; (O)—Jackson 1-1, Davis 0-6, Brown 0-3, Jent 0-3, Lee 0-3, Robinson 0-3, Carter 0-3, Baker 0-3, Lee 0-3, Davis 0-3, Robinson 0-3, Brown 0-3, Hall 0-3, Jent 0-3
Assists: Wisconsin—11 (Simms 7); Ohio St.—13 (Baker 6)
Turnovers: Wisconsin—19; Ohio St.—15

Game 14: At Madison, Jan. 6, 1990

Wisconsin (61)

	FG	FGA	FT	FTA	REB	TP
Jones	7	12	7	7	8	21
Simms	5	12	3	3	3	13
Locum	4	5	0	0	4	12
Douglass	3	4	0	1	0	6
Ellenson	2	3	0	1	1	4
Hisle	1	4	1	2	0	3
Good	1	2	0	0	0	2
Harrell	0	1	0	0	1	0
Portmann	0	4	0	0	3	0
Tompkins	0	1	0	0	1	0
Totals	23	48	11	14	21	61

Michigan State (64)

	FG	FGA	FT	FTA	REB	TP
Manns	8	12	0	0	0	20
Redfield	6	11	5	10	10	17
Steigenga	4	9	5	6	6	13
Hickman	4	7	0	2	6	8
Montgomery	3	5	0	2	5	6
Caster	0	0	0	0	0	0
Mueller	0	1	0	0	0	0
Stephens	0	1	0	0	1	0
Wolfe	0	0	0	0	1	0
Totals	25	46	10	20	32	64

Michigan State 31 33 = 64
Wisconsin 29 32 = 61

Attendance: 10,613

3PT FGM-FGA: (W)—Locum 4-5, Good 0-1, Hisle 0-1; (MS)—Manns 4-8, Montgomery 0-2
Assists: Wisconsin—12 (Simms 4); Michigan State—12 (Montgomery 4)
Turnovers: Wisconsin—9; Michigan State 12

Game 17: At Madison, WI, Jan. 17, 1990

Wisconsin (54)

	FG	FGA	FT	FTA	REB	TP
Jones	8	17	2	2	6	18
Tompkins	6	8	4	8	14	16
Simms	6	11	0	0	3	12
Good	1	3	2	2	0	4
Portmann	2	7	0	0	4	4
Douglass	0	0	0	0	1	0
Ellenson	0	1	0	0	1	0
Hisle	0	1	0	0	0	0
Locum	0	5	0	0	0	0
Totals	23	53	8	12	34	54

Purdue (56)

	FG	FGA	FT	FTA	REB	TP
Jones	10	14	3	6	3	23
Scheffler	7	7	0	2	2	14
Oliver	4	8	3	4	3	11
Berning	3	6	0	0	8	6
White	0	5	2	4	5	2
Austin	0	4	0	0	1	0
Barrett	0	0	0	1	1	0
Clyburn	0	1	0	0	0	0
Totals	24	45	8	17	23	56

Wisconsin 21 33 = 54
Purdue 25 31 = 56

Attendance: 9,612

3PT FGM-FGA: (W)—Locum 0-4, Good 0-2, Hisle 0-1, Portmann 0-1, Simms 0-1; (P)—Austin 0-2, Jones 0-2;
Assists: Wisconsin—12 (Ellenson, Portmann 3); Purdue—16 (Jones 6)
Turnovers: Wisconsin—12; Purdue—9

Game 15: At Madison, Jan. 11, 1990

Wisconsin (73)

	FG	FGA	FT	FTA	REB	TP
Jones	9	13	3	5	5	21
Simms	9	10	3	4	3	21
Locum	4	9	0	0	4	11
Good	2	8	2	2	0	8
Tompkins	3	8	1	4	6	7
Douglass	1	4	1	2	0	3
Ellenson	1	1	0	3	2	2
Hisle	0	1	0	0	0	0
Portmann	0	1	0	0	0	0
Totals	29	55	9	18	24	73

Iowa (69)

	FG	FGA	FT	FTA	REB	TP
Jepson	8	12	2	3	6	19
Moses	6	13	2	2	1	16
Bullard	4	12	3	4	1	12
Lookingbill	4	4	1	1	4	9
Ingram	3	4	0	0	4	6
Skinner	1	5	2	2	1	4
Davis	0	1	2	2	0	2
Tubbs	0	0	1	2	1	1
Reed	0	0	0	0	0	0
Scott	0	0	0	0	0	0
Webb	0	0	0	0	1	0
Totals	26	51	14	19	32	69

Iowa 27 36 = 69
Wisconsin 25 38 = 73

Attendance: 11,123

3PT FGM-FGA: (W)—Locum 3-8, Good 2-8, Douglass 1-2, Hisle 0-1, Tompkins 0-1; (I)—Moses 2-3, Bullard 1-5, Skinner 0-3
Assists: Wisconsin—25 (Simms, Tompkins 6); Iowa—10 (Skinner 4)
Turnovers: Wisconsin—11; Iowa—19

Game 18: At Madison, Jan. 22, 1990

Wisconsin (77)

	FG	FGA	FT	FTA	REB	TP
Simms	7	11	8	9	2	22
Locum	7	13	0	0	1	20
Jones	7	16	5	10	3	19
Tompkins	4	8	1	3	6	9
Portmann	2	4	1	4	11	5
Ellenson	1	2	0	0	3	2
Douglass	0	0	0	0	0	0
Good	0	0	0	0	0	0
Hisle	0	0	0	0	0	0
Totals	28	54	15	26	26	77

Minnesota (75)

	FG	FGA	FT	FTA	REB	TP
Burton	6	10	9	11	9	24
Lynch	7	14	3	4	5	19
Bond	3	6	5	10	3	11
Shikenjanski	4	12	2	3	7	10
Newbern	4	8	1	2	0	9
Coffey	1	4	0	0	8	2
Lewis	0	0	0	0	0	0
Martin	0	0	0	0	0	0
Metcalfe	0	1	0	0	1	0
Totals	25	55	20	30	41	75

Minnesota 25 50 = 75
Wisconsin 38 39 = 77

Attendance: 10,209

3PT FGM-FGA: (W)—Locum 6-10; (M)—Burton 3-5, Lynch 2-4, Metcalfe 0-1, Newbern 0-1
Assists: Wisconsin—16 (Simms 8); Minnesota—14 (Newbern 8)
Turnovers: Wisconsin—11; Minnesota—14



Steve Yoder yells instructions to his team.



Badger fans are some of the best in the nation.

Game 19: At Madison, WI, Jan. 25, 1990
Wisconsin (63)

	FG	FGA	FT	FTA	REB	TP
Jones	8	15	3	4	9	19
Good	4	7	5	5	0	14
Locum	3	7	2	2	3	10
Portmann	3	6	0	1	5	6
Tompkins	3	9	0	2	9	6
Simms	2	6	1	2	2	5
Hisle	1	1	0	0	0	3
Douglass	0	1	0	0	0	0
Ellenson	0	1	0	0	0	0
Totals	24	53	11	16	33	63

Wisconsin	29	34	=	63
Illinois	37	29	=	66

Illinois (66)

	FG	FGA	FT	FTA	REB	TP
Liberty	9	14	3	5	9	21
Gill	7	17	3	6	3	17
Bowman	3	6	1	2	4	9
Jones	3	7	2	2	3	8
Small	2	2	2	5	8	6
Bardo	1	5	3	4	5	5
Kaufmann	0	0	0	0	1	0
Taylor	0	1	0	0	0	0
Totals	25	52	14	24	33	66

Attendance: 11,666

3PT FGM-FGA: (W)—Locum 2-4, Good 1-4, Hisle 1-1, Douglass 0-1; (I)—Bowman 2-5, Gill 0-1, Taylor 0-1
Assists: Wisconsin—11 (Simms 4); Illinois—8 (Bardo 4)
Turnovers: Wisconsin—15; Illinois—10

Game 20: At Evanston, Jan. 27, 1990

Wisconsin (85)

	FG	FGA	FT	FTA	REB	TP
Simms	4	8	9	13	8	17
Hisle	6	10	2	2	1	15
Jones	7	11	1	2	1	15
Good	4	9	3	4	1	14
Locum	4	8	0	0	3	10
Tompkins	2	5	4	4	11	8
Douglass	2	3	0	1	0	4
Harrell	1	2	0	0	1	2
Ellenson	0	0	0	0	0	0
Portmann	0	2	0	0	1	0
Totals	30	58	19	26	29	85


Northwestern	37	50	=	87
Wisconsin	34	51	=	85

Northwestern (87)

	FG	FGA	FT	FTA	REB	TP
Walters	8	14	7	9	3	26
Schwabe	6	8	3	5	7	15
Lambiotte	3	7	7	12	4	13
Ross	3	4	3	4	6	11
Nixon	3	9	1	1	4	7
Pedersen	2	3	3	4	3	7
Holmes	0	2	4	4	0	4
Leslie	0	0	2	2	0	2
Polite	1	1	0	0	0	2
Reece	0	0	0	0	0	0
Totals	26	48	30	41	30	87

Attendance: 7,577

3PT FGM-FGA: (W)—Good 3-8, Locum 2-6, Hisle 1-2, Douglass 0-1; (N)—Walters 3-3, Ross 2-3, Holmes 0-1
Assists: Wisconsin—17 (Good, Locum, Douglass 3); Northwestern—19 (Ross 10)
Turnovers: Wisconsin—15; Northwestern—13



Billy Douglass scored a season-high 10 points twice in 1990.

Game 21: At Bloomington, IN, Feb. 1, 1990

Wisconsin (61)

	FG	FGA	FT	FTA	REB	TP
Jones	10	14	3	6	4	23
Simms	4	9	5	6	7	13
Good	3	10	2	2	2	11
Hisle	3	9	1	2	2	8
Tompkins	3	4	0	0	3	6
Douglass	0	0	0	0	0	0
Ellenson	0	2	0	0	3	0
Harrell	0	0	0	0	0	0
Locum	0	3	0	0	2	0
Portmann	0	1	0	0	2	0
Totals	23	52	11	16	29	61

Indiana	34	51	=	85
Wisconsin	22	39	=	61

Indiana (85)

	FG	FGA	FT	FTA	REB	TP
Jones	8	9	2	2	0	21
Cheaney	7	10	5	7	6	20
Anderson	5	13	3	3	10	13
Robinson	5	5	0	0	4	10
G. Graham	4	6	0	1	0	9
P. Graham	2	4	0	0	0	5
Nover	1	2	3	4	1	5
Reynolds	1	4	0	0	2	2
Lawson	0	4	0	0	4	0
Leary	0	3	0	0	3	0
Meeks	0	0	0	0	2	0
Oliphant	0	1	0	0	0	0
Totals	33	61	13	17	33	85

Attendance: 16,498

3PT FGM-FGA: (W)—Good 3-6, Hisle 1-4, Locum 0-3; (I)—Jones 3-4, Cheaney 1-2, P. Graham 1-2, G. Graham 1-1, Leary 0-2, Oliphant 0-1
Assists: Wisconsin—12 (Ellenson, Good, Hisle 2); Indiana—13 (Reynolds 4)
Turnovers: Wisconsin—16; Indiana—8

Game 22: At Madison, Feb. 3, 1990

Wisconsin (63)

	FG	FGA	FT	FTA	REB	TP
Jones	7	15	11	17	7	25
Good	2	8	8	8	1	13
Locum	2	6	2	2	1	8
Tompkins	3	7	1	2	4	7
Ellenson	2	4	2	2	5	6
Hisle	0	3	2	3	2	2
Portmann	1	2	0	0	1	2
Douglass	0	0	0	0	0	0
Harrell	0	0	0	0	0	0
Totals	17	45	26	33	25	63

Michigan	39	38	=	77
Wisconsin	30	33	=	63

Michigan (77)

	FG	FGA	FT	FTA	REB	TP
Mills	10	15	0	1	14	20
Vaught	7	11	4	5	5	18
Robinson	5	18	6	7	5	17
Calip	1	5	7	8	4	9
Seter	1	1	3	4	3	5
Griffin	1	3	1	2	2	3
Tolbert	1	3	0	0	1	3
Riley	1	1	0	0	1	2
Koernig	0	0	0	0	0	0
Voskuil	0	0	0	0	0	0
Totals	27	57	21	27	35	77

Attendance: 11,880

3PT FGM-FGA: (W)—Locum 2-4, Good 1-4, Ellenson 0-1, Hisle 0-1; (M)—Robinson 1-4, Tolbert 1-1, Calip 0-1
Assists: Wisconsin—11 (Ellenson, Good, Locum 3); Michigan—10 (Griffin 4)
Turnovers: Wisconsin—14; Michigan—9

Game 23: At East Lansing, MI, Feb. 8, 1990

Wisconsin (57)

	FG	FGA	FT	FTA	REB	TP
Jones	6	15	7	12	6	19
Good	4	9	3	4	0	13
Portmann	4	4	0	0	6	8
Simms	4	7	0	4	6	8
Tompkins	4	4	0	2	7	8
Hisle	0	2	1	2	3	1
Douglass	0	1	0	0	0	0
Ellenson	0	0	0	0	0	0
Locum	0	1	0	0	0	0
Totals	22	43	11	24	30	57

Michigan State	29	31	=	60
Wisconsin	29	28	=	57

Michigan State (60)

	FG	FGA	FT	FTA	REB	TP
Manns	7	11	2	2	3	19
Smith	6	12	3	4	4	15
Stevens	5	5	1	2	5	11
Steigenga	2	3	3	4	1	7
Redfield	1	4	2	3	5	4
Hickman	1	4	0	0	2	2
Peplowski	1	2	0	0	2	2
Montgomery	0	1	0	0	0	0
Wolle	0	0	0	0	0	0
Totals	23	42	11	15	22	60

Attendance: 15,138

3PT FGM-FGA: (W)—Good 2-6, Douglass 0-1, Hisle 0-1, Locum 0-1; (M)—Manns 3-5
Assists: Wisconsin—9 (Simms 3); Michigan State—13 (Smith 5)
Turnovers: Wisconsin—12; Michigan State—9

Game 24: at Iowa City, IA, Feb. 10, 1990

Wisconsin (80)

	FG	FGA	FT	FTA	REB	TP
Hisle	3	6	11	14	2	19
Good	3	4	6	7	2	15
Locum	6	6	0	1	1	14
Jones	5	10	0	1	5	10
Simms	4	7	2	3	2	10
Tompkins	3	7	2	5	8	8
Douglass	1	1	0	0	2	2
Ellenson	1	1	0	1	1	2
Harrell	0	0	0	0	0	0
Portmann	0	0	0	0	0	0
Totals	26	42	21	32	28	80

Wisconsin	43	37	=	80
Iowa	30	41	=	71

Iowa (71)

	FG	FGA	FT	FTA	REB	TP
Jepsen	8	14	8	12	14	24
Bullard	4	10	2	3	4	11
Skinner	3	8	1	1	2	9
Moses	3	8	1	2	2	8
Wetzel	2	3	0	0	2	4
Davis	1	1	1	1	3	3
Earl	1	4	1	2	1	3
Reed	1	2	0	1	3	3
Tubbs	1	2	0	0	0	3
Ingram	0	0	1	2	2	1
Webb	0	1	0	0	2	0
Totals	25	55	15	28	38	71

Attendance: 15,500

3PT FGM-FGA: (W)—Good 3-4, Hisle 2-3, Locum 2-2; (I)—Skinner 2-6, Moses, Bullard, 1-4, Reed 1-2, Tubbs 1-1, Earl 0-1
Assists: Wisconsin—15 (Locum 5); Iowa—13 (Skinner 5)
Turnovers: Wisconsin—14; Iowa—12

Game 25: at Madison, WI, Feb. 15, 1990

Wisconsin (58)

	FG	FGA	FT	FTA	REB	TP
Jones	7	15	7	8	5	21
Tompkins	6	10	3	5	6	15
Simms	3	4	6	10	6	12
Hisle	2	5	1	2	2	5
Douglass	1	2	1	1	1	3
Good	0	3	2	2	0	2
Ellenson	0	0	0	0	0	0
Harrell	0	0	0	0	0	0
Locum	0	3	0	0	2	0
Portmann	0	1	0	0	2	0
Totals	19	43	20	28	26	58

Wisconsin	20	38	=	58
Ohio State	26	42	=	68

Attendance: 10,015
 3PT FGM-FGA: (W)—Good, Locum 0-3, Hisle, Simms 0-1; (O)—Jackson 3-3, Jent 1-2, Davis 0-2, Baker 0-1
 Assists: Wisconsin—8 (Douglass, Good 2); Ohio State—10 (Baker 4)
 Turnovers: Wisconsin—20; Ohio State—20

Ohio State (68)

	FG	FGA	FT	FTA	REB	TP
Jackson	9	13	5	7	6	26
Brown	5	7	3	3	3	13
Carter	3	7	2	2	7	8
Baker	0	9	6	8	3	6
Jent	1	2	2	2	5	5
Robinson	2	2	2	2	0	4
Brandewie	1	1	0	0	1	2
Davis	1	5	0	0	1	2
Lee	1	1	0	0	0	2
Hall	0	0	0	0	1	0
Totals	23	47	18	24	29	68

Attendance: 10,015

Game 29: at Madison, WI, Mar. 1, 1990

Wisconsin (65)

	FG	FGA	FT	FTA	REB	TP
Jones	10	21	2	8	6	22
Locum	3	6	5	5	6	12
Simms	4	6	3	5	10	11
Tompkins	3	5	4	7	10	10
Good	0	0	4	4	2	4
Hisle	2	6	0	0	2	4
Portmann	1	4	0	1	4	2
Douglass	0	1	0	0	2	0
Ellenson	0	0	0	0	2	0
Harrell	0	1	0	1	1	0
Totals	23	50	18	31	45	65

Northwestern	23	27	=	50
Wisconsin	29	36	=	65

Attendance: 9,724
 3PT FGM-FGA: (W)—Locum 1-4, Hisle, Jones 0-1; (N)—Walters 2-7, Holmes 1-3, Ross 0-2, Reece 0-1
 Assists: Wisconsin—14 (Locum, Simms 3); Northwestern—7 (Walters 3)
 Turnovers: Wisconsin—17; Northwestern—15

Northwestern (50)

	FG	FGA	FT	FTA	REB	TP
Lambiotte	6	10	3	3	5	15
Walters	3	11	3	3	1	11
Holmes	3	10	0	0	7	7
Nixon	3	5	0	0	5	6
Pedersen	2	4	0	0	1	4
Schwabe	2	7	0	0	3	4
Polite	1	4	1	1	2	3
Howell	0	0	0	0	1	0
Leslie	0	0	0	0	0	0
Reece	0	8	0	0	4	0
Ross	0	4	0	0	1	0
Totals	20	63	7	7	33	50

Attendance: 9,724

Game 26: at W. Lafayette, IN, Feb. 17, 1990

Wisconsin (55)

	FG	FGA	FT	FTA	REB	TP
Hisle	3	7	2	2	3	10
Jones	3	4	4	6	2	10
Simms	3	11	4	6	10	10
Douglass	4	6	0	0	9	9
Good	2	5	2	2	1	7
Portmann	2	3	1	1	0	5
Tompkins	1	3	2	2	4	4
Ellenson	0	0	0	0	0	0
Totals	18	39	15	19	20	55

Purdue	26	36	=	62
Wisconsin	25	30	=	55

Attendance: 14,123
 3PT FGM-FGA: (W)—Hisle 2-4, Good 1-3, Douglass 1-2; (P)—Barrett 1-1, Austin 0-2, Berning, Clyburn, Oliver 0-1
 Assists: Wisconsin—11 (Simms 5); Purdue—12 (Jones 4)
 Turnovers: Wisconsin—17; Purdue—13

Purdue (62)

	FG	FGA	FT	FTA	REB	TP
Scheffler	7	10	12	13	10	26
Berning	2	4	6	7	5	10
Oliver	4	6	2	2	4	10
Jones	4	11	0	1	2	8
Barrett	1	2	2	3	0	5
Mount	1	1	0	0	0	2
Painter	0	0	1	2	1	1
Austin	0	7	0	0	0	0
Clyburn	0	1	0	0	1	0
Riley	0	0	0	0	0	0
White	0	2	0	2	5	0
Totals	19	44	23	30	29	62

Attendance: 14,123

Game 30: Madison, March 3, 1990

Wisconsin (68)

	FG	FGA	FT	FTA	REB	TP
Jones	8	12	1	2	3	17
Simms	1	4	1	3	2	3
Tompkins	3	8	2	2	12	8
Hisle	5	9	1	3	2	12
Douglass	4	6	0	0	3	10
Locum	4	4	2	2	1	14
Portmann	1	1	1	2	3	3
Good	0	0	1	3	0	1
Totals	26	44	9	17	25	68

Attendance: 13,402
 3PT FGM-FGA: (W) Locum 4-4, Douglass 2-3, (I) Graham 4-4, Meeks 3-4
 Assists: Wisconsin 17 (Douglass, Locum 5), Indiana 14 (Meeks 8)
 Turnovers: Wisconsin 19 (Hisle 4), Indiana 16 (Grabac 4)

Indiana (70)

	FG	FGA	FT	FTA	REB	TP
Nover	1	4	2	2	5	4
Cheaney	7	13	1	3	2	15
Anderson	6	12	7	11	6	19
Meeks	5	6	0	0	1	13
Graham	5	8	3	3	4	17
Lawson	0	0	0	0	0	0
Grabac	1	1	0	0	0	2
Totals	25	44	13	19	19	70

Game 27: at Madison, WI, Feb. 19, 1990

Wisconsin (82)

	FG	FGA	FT	FTA	REB	TP
Jones	7	17	5	8	5	19
Locum	2	8	12	12	1	17
Hisle	4	8	2	4	3	12
Simms	4	7	4	5	10	12
Tompkins	3	6	2	3	16	8
Douglass	1	3	5	8	2	7
Good	0	0	3	4	0	3
Harrell	0	0	2	2	0	2
Portmann	1	3	0	0	2	2
Ellenson	0	0	0	0	0	0
Totals	22	52	35	46	39	82

Attendance: 10,889
 3PT FGM-FGA: (W)—Hisle 2-3, Locum 1-4; (M)—Smith 4-7, Anglavar 0-4, Hayes, Luter 0-1
 Assists: Wisconsin—12 (Locum, Simms 3); Marquette—6 (Luter 2)
 Turnovers: Wisconsin—16; Marquette—16

Marquette (65)

	FG	FGA	FT	FTA	REB	TP
Smith	13	23	14	16	4	44
Baldwin	4	8	2	2	8	10
Powell	2	10	2	2	6	6
Grosse	1	3	1	2	4	3
Luter	1	5	0	0	0	2
Anglavar	0	5	0	0	3	0
Hayes	0	1	0	0	0	0
Leurck	0	0	0	0	2	0
Totals	21	55	19	22	27	65

Attendance: 10,889

Game 31: at Ann Arbor, MI, Mar. 8, 1990

Wisconsin (64)

	FG	FGA	FT	FTA	REB	TP
Jones	5	14	7	8	1	17
Simms	5	8	2	3	3	12
Hisle	3	16	2	2	6	10
Good	2	4	2	2	1	8
Locum	2	7	0	0	2	6
Tompkins	2	7	1	2	4	5
Douglass	1	2	0	0	0	2
Ellenson	1	1	0	0	0	2
Portmann	1	1	0	0	2	2
Harrell	0	1	0	2	3	0
Totals	22	61	14	19	24	64

Attendance: 13,402
 3PT FGM-FGA: (W)—Hisle 2-8, Locum 2-6, Good 2-4, Jones 0-1; (M)—Higgins 2-3, Calip, Robinson, Talley 1-2
 Assists: Wisconsin—12 (Good 4); Michigan—21 (Robinson 12)
 Turnovers: Wisconsin—17; Michigan—17

Michigan (94)

	FG	FGA	FT	FTA	REB	TP
Mills	8	12	2	2	10	18
Vaught	5	8	6	6	9	16
Robinson	7	11	0	0	2	15
Higgins	4	7	2	2	2	12
Riley	5	5	2	2	5	12
Calip	3	7	0	0	0	7
Tolbert	3	4	1	1	1	7
Talley	1	5	2	2	5	5
Griffin	1	2	0	0	1	2
Koenig	0	0	0	0	0	0
Voskuil	0	0	0	0	1	0
Totals	37	61	15	15	39	94

Attendance: 13,402

Game 28: at Minneapolis, MN, Feb. 22, 1990

Wisconsin (67)

	FG	FGA	FT	FTA	REB	TP
Simms	7	11	7	7	5	21
Hisle	3	5	4	5	4	12
Tompkins	4	5	3	5	3	11
Douglass	2	6	3	4	2	8
Locum	2	4	1	2	1	7
Jones	2	2	0	0	2	4
Portmann	2	5	0	0	6	4
Ellenson	0	1	0	0	1	0
Good	0	1	0	0	1	0
Totals	22	40	18	23	27	67

Attendance: 15,777
 3PT FGM-FGA: (W)—Locum 2-4, Hisle 2-3, Douglass 1-2, Good 0-1; (M)—Burton 1-2, Lynch 0-2
 Assists: Wisconsin—13 (Locum 5); Minnesota—13 (Lynch 4)
 Turnovers: Wisconsin—15; Minnesota—17

Minnesota (68)


	FG	FGA	FT	FTA	REB	TP
Burton	5	11	6	8	3	17
Coffey	6	10	2	5	15	14
Bond	4	8	4	6	5	12
Lynch	4	11	2	2	3	10
Shikenjanski	3	8	4	6	3	10
Newbern	2	7	1	2	2	5
Lewis	0	0	0	0	0	0
Martin	0	1	0	0	2	0
Metcalf	0	1	0	0	0	0
Tubbs	0	0	0	0	0	0
Totals	24	57	19	29	37	68

Attendance: 15,777



Dick Vitale gets a few tips from Bucky Badger.

The Record Book



92 Years of Wisconsin Basketball

Dec., 1898—Six years after the advent of the new sport of basketball, Bob Burdick, John Mapel, Carl Stillman, Paul Stover, and Captain Walter Hirschberg make up the first Wisconsin Badger basketball team. Dr. J.C. Elsom is the first UW coach.

Jan. 21, 1899—Wisconsin plays its first game and is bested by the Milwaukee Normal Alumni, 25-15 in Milwaukee.

Mar. 4, 1899—The Badgers play their first home game. The Milwaukee Normal Alumni edge Wisconsin, 13-10, and the Badgers finish 0-3.

Feb. 15, 1900—Wisconsin defeats Wayland Academy, 25-15, for its first victory since the sport's inception.

Mar., 1902—After completing a 10-game schedule—all on the road—the Badgers finish the year with a 7-3 mark, their first winning season.

Dec. 2, 1904—Emmett Angell coaches the Badgers for the first time and watches his team drub Sparta's Company C, 75-10. Christian Steinmetz scores 50 points in the game to set a pre-modern, single-game scoring record.

Jan., 1905—The Wisconsin basketball team makes its first road trip east. The Badgers finish the eastern swing of New York, New Jersey, Pennsylvania, and Ohio at 2-6.

Spring, 1905—Christian Steinmetz finishes the season with 462 points, setting a Wisconsin season scoring mark that would stand for 61 years. Steinmetz is later named the Badgers' first all-American.

Mar. 15, 1907—Wisconsin outscores Purdue, 37-10, to secure an 11-3 record and a share of the Big Ten championship.

Mar. 16, 1912—First year coach Walter Meanwell's team drops Indiana, 32-21 to complete an undefeated season at 15-0. Wisconsin wins the Big Ten title outright and will win or share that distinction seven more times before Meanwell is through coaching in 1934.

Mar. 16, 1918—Despite dropping a 19-11 decision to Minnesota, first-year coach Guy Lowman's Badgers win the school's sixth Big Ten Championship in 12 years.


Fall, 1934—Harold "Bud" Foster, a former all-American player with the Badgers, takes over as their head coach. Foster will hold that position for 25 years, longer than any other basketball coach in the history of the school.

Spring, 1935—In his first year as head coach, Harold "Bud" Foster leads Wisconsin to the Big Ten title, posting a 15-5 record.

Mar. 29, 1941—The "Cinderella" Badgers, lower division Big Ten finishers only one year before, top Washington State, 39-34 in the championship game of the NCAA tournament. John Kotz is named MVP of the tourney. The Badgers' captain, Gene Englund, is the Big Ten MVP and receives all-American accolades.

Spring, 1942—For the second consecutive year, a Badger is named the conference MVP and all-American. Sharp-shooting John Kotz earns those honors this season.

Mar., 1947—The 15-5 Big Ten Champion Badgers are invited to play in the NCAA Eastern regionals in New York's Madison Square Garden. Wisconsin takes third place in the East by squeaking past Navy, 50-49, after losing the opener, 70-56, to C.C.N.Y. The conference championship and NCAA tournament bid stand as the last in Badger history.



Danny Jones finished his career last year as the Badgers' all-time leading scorer.

Feb. 28, 1949—Junior Don Rehfeldt takes 37 shots in a 70-47 trouncing of Iowa. The 37 shots stands as a Wisconsin single-game record to the present.

Spring, 1950—After being named the Big Ten's MVP, Don Rehfeldt becomes Wisconsin's last all-American to date. Rehfeldt finished his career as the school's all-time leading scorer with 1,169 points.

Jan. 3, 1953—Center Paul Morrow, in a 50-46 topping of Purdue, pulls down 30 rebounds in the contest—an all-time Badger best.

Mar. 11, 1963—Senior Ken Siebel earns the team's MVP for the third straight year. This is the only time a Wisconsin player has earned that distinction three times.

Mar. 11, 1967—With 12 seconds remaining in the season finale, sophomore Chuck Nagle makes a lay-up to tie Christian Steinmetz for the team single season scoring record of 462, set in 1904-05. Nagle was fouled on the play, and makes the free throw to set a record of 463.


Mar. 2, 1968—Senior Joe Franklin pulls down a career-high 27 rebounds in a 104-84 victory over Purdue in his final game in the Fieldhouse. Franklin ends his collegiate career one week later having amassed 858 boards in his three seasons with the Badgers, giving him a school best average of 286 per year.

Spring, 1968—Only one year after Chuck Nagle broke a single season scoring record that stood for 62 years, senior Joe Franklin shatters the record, scoring 544 points in the 1967-68 season.

Spring, 1971—Senior co-captain Clarence Sherrod scores 570 points in his final season as a Badger to take Wisconsin all-time single season scoring honors.

Mar. 3, 1979—Facing eventual NCAA champion Michigan State in the regular season finale, Wisconsin's Wesley Matthews hits a shot from behind the half-court line as time expires to win, 83-81.

Dec. 30, 1979—In the Rainbow Classic in Honolulu, HI, the Badgers connect on 32 of 43 field goal attempts (.744), setting a school record and defeating Ohio, 78-54.



Paul Morrow grabbed 30 rebounds against Purdue in 1953 to set a school record.

Mar. 10, 1981—Claude Gregory scores 29 points and grabs 17 rebounds in his last game in the Cardinal and White. Gregory leaves Wisconsin as its all-time leading scorer and rebounder with 1,745 and 904, respectively.

Dec. 2, 1985—In a non-conference match-up with San Francisco State, senior Rick Olson makes 17 field goals en route to a 90-61 victory. Olson's 17 field goals tops the previous record of 16, set almost 27 years before by Bob Lit-zow.

Mar. 9, 1986—Setting a school record by starting every game in his four-year career (112), Rick Olson guides Wisconsin past Northwestern, 70-68. Olson scores 26 points in the contest and misses becoming the Badgers' career scoring leader by only nine points. Olson does, however, set the record for points scored in a single season, finishing the 1985-86 campaign with 571 points.

Mar. 8, 1987—Mike Heineman scores 20 points, grabs seven rebounds and hands out nine assists in his final game as a Badger. Heineman ends his career as Wisconsin's all-time leader in assists in all games (388) and in Big Ten play only (248).

Aug. 21, 1988—Danny Jones scores 53 points to lead the UW to a 120-118 victory over Taby of Sodertalje, Sweden's national champion. The Badgers ended their two-week tour of Denmark, Finland and Norway with an 8-0 record.

Mar. 15, 1989—Badgers make first-ever appearance in the National Invitational Tournament and defeat New Orleans, 63-61. It was Wisconsin's first appearance in post-season play since 1947.

Mar. 20, 1989—Danny Jones scores 24 points in the season finale against St. Louis. His total of 611 points established a UW single-season scoring record.

Jan. 22, 1990—Patrick Tompkins makes a last second slam dunk to defeat Minnesota 77-75 on an ESPN game.

Feb. 15, 1990—Danny Jones breaks the all-time UW scoring record of 1745 points with the first basket of the game against Ohio State. Jones went on to score a total of 1,854 points in his four year career.

THE 1940-41 WISCONSIN BADGERS—NCAA CHAMPIONS

THE GOLDEN ANNIVERSARY

by Jim Mott

Not since 1918 had the University of Wisconsin campus seen a basketball team take the undisputed Big Ten Championship.

When the Badgers won the Big Ten title with a 42-32 victory over Minnesota, it climaxed a dramatic uphill climb. The previous season Wisconsin had finished a distant ninth (3-9) in the conference standings and had an overall record of 5-15. The 1939-40 season, head coach Harold "Bud" Foster noted, had been a year during which he had the players, but not the chemistry. Similar ingredients were there in 1940-41 and this time the coach mixed them like a master chemist, coming up with an explosive combination.

The starting five of Captain Gene Englund at center, John Kotz and Charlie Epperson at forwards and Ted Strain and Fred Rehm at guards "fit together very nicely and was a good machine," Foster remembers. "We had a good frontline defense and big men who played well in the corners. Englund was a strong rebounder and a man who could block out well and intimidate."

His assistant coach Fred Wegner recalls, "It was not really a physically impressive team by today's standards, but a team that used each other's talents well. They just put emphasis on their patterns, played according to plan and things fell together. They didn't throw the ball away much or make many errors. They had a good strong defense and good defensive rebounding."

It doesn't seem like 50 seasons have passed since Coach Foster's finest team overcame a chilly start at Minneapolis—a 44-27 defeat—to roar down the stretch with 12 consecutive victories, 11 in the Big Ten, to win the conference title. The Badgers then outlasted Dartmouth, Pittsburgh and Washington State to win the national championship.

The 1941 basketball team was the first in the school's history to score over 1,000 points (1,004 in 23 games) and they established a conference scoring record of 536 points—an average of 44.7 points per game.

The 1941 Badgers along with the 1916 team are the only two teams ever to win 20 games in a season—20-1 in 1916—and both won Big Ten titles with 11-1 records.

In their march to the Big Ten and NCAA Championships, the Badgers had to play Indiana, defending Big Ten and NCAA Champions, at Bloomington in the next to last game of the regular season. Foster recalls, "They were expected to repeat in the Big Ten and when we beat them on their home floor we knew we had a championship-caliber team. That really put us in great mental condition."

Gene Englund pointed out, "I really think the turning point of the season was the overtime game with Purdue. That's what turned the whole thing around for us as far as giving us the confidence we needed."

Kotz' three-point play in the waning moments of regulation sent the Purdue game into overtime with the teams tied at 38. Baskets by Englund, Kotz and



THE 1940-41 BIG TEN AND NCAA CHAMPIONSHIP TEAM

Front Row (L to R): Bob Alwin, Bob Sullivan, Fred Rehm, John Kotz, Gene Englund, Charles Epperson, Ted Strain, Harlo Scott, Ed Scheiwe. **Back Row (L to R):** Morris Bradley (manager), Walter Bakke, Ted Downs, Bob Roth, George Affeldt, Warren Schrage, Don Timmerman, Ted Deppe, John Lynch, Edward Jones, Head Coach Harold Foster, Assistant Coach Fred Wegner

Alwin in the first two minutes of the extra period sparked the Badgers to a hard fought home court victory.

Wisconsin hosted the NCAA Eastern Regional—drawing 12,500 and 14,000 respectively—in defeating Dartmouth 51-50 and Pittsburgh 36-30 for the right to advance to the NCAA finals at Kansas City.

Englund, who was named the Big Ten's Most Valuable Player for 1941, and Kotz set the scoring pace against Dartmouth with 18 and 15 points respectively as the Badgers rallied time and again to earn the victory.

The Badgers earned a trip to Kansas City by defeating a stubborn Pittsburgh team 36-30 in the regional finals. Wisconsin rallied from a 23-18 deficit early in the second half to run off 10 consecutive points—six by Kotz—to assume a 28-23 lead, then increased the margin to 36-26 before the Panthers tallied two consolation baskets in the final moments of play.

It was on to Kansas City to meet Washington State.

Coach Foster had the foresight to scout the Cougars as he dispatched assistant coach Wegner to watch the finals of the Western playoffs between Washington State and Arkansas.

Wagner saw Paul Lindeman, a 6-7 center, tally 14 points as the Cougars dealt the heavily favored Arkansas team a 64-53 setback. Wegner observed, "We did a little rigging. We double-teamed him. We had a guy behind him so he couldn't get on the boards and a guy dropping in front of him so he couldn't get any passes." The men who did the dou-

ble-teaming were Englund and Kotz, who dropped off to front the big man, virtually shutting him off from his teammates. He finished the game with three points—all on free throws.

Wegner added, "We didn't go against any opponent blindly. I mean our team depended on it, because our players really believed in our game plans."

Actually, when the Badgers arrived in Kansas City, they were cast in the role of underdogs.

Observers felt the Badgers lacked the manpower and the ability to reach the heights achieved by Indiana the previous year. Many were concerned that Wisconsin could not match the Cougar rugged stretch which had come into play in handing Arkansas their lone defeat in the western final.

After early sparring, the Badgers took a 19-17 lead late in the first half and never gave it up. Leading 34-32 with three minutes to play, the Badgers wrapped up the verdict on a field goal by Kotz, a free throw by Ted Strain and a basket by Bob Alwin.

Kirk Gebert, a 5-11 guard, took advantage of the Badgers' emphasis on stopping Lindeman, and shooting almost at will from the outside, tallied 21 points for game honors. His scoring kept the Cougars always within striking distance of the Badgers.

One writer summed up the game as follows, "With Washington State it was run and shoot, shoot, shoot. With Wisconsin, it was pass, pass, pass and shoot."

Kotz was named the tournament's "Outstanding Player" as he supported Englund's 13 points with a dozen of his own.

Fred Wegner recalls, "There were our players walking down the middle of the street back to our hotel after the game carrying the four-foot high championship trophy. I remember one of the guys saying, 'Let's enjoy this because it'll be a long time before it happens again.' You know, he was right."

1940-41 Game Highlights

Ripon (W 39-20)—The Midwest Conference Champions tallied only three baskets.

Marquette (W 38-32)—The Hilltoppers used two men to guard Englund. John Kotz led the Wisconsin scoring with eight points. Englund and Bob Alwin had seven points each.

Notre Dame (W 44-43)—The Badgers led at halftime 22-20 and limited the Irish to three field goals in the first half. Kotz took the game scoring honors with 12, while Englund and Ed Riska of the Irish tallied 11 points each.

Pittsburgh (L 34-36)—Ed Stralowski's 19 points and Pitt held off a surging Wisconsin rally—the Badgers were down by eight points midway through the second half—to hand the Badgers their first defeat. Bob Alwin was the leading Wisconsin scorer with 12 points.

Marquette (L 30-40)—The Milwaukee Auditorium was not kind to the Badgers as captain Bill Komenich of the Golden Avalanche scored 17 points. It was a close first half, but the winners penetrated the Wisconsin defense at will in the second half. Englund with 12 and Ted Strain with eight points paced the Badgers.

Princeton (W 52-40)—Fred Rehm made his first appearance in the Badger starting lineup and Wisconsin's speed and finesse was too much for the Tigers uncanny accuracy from the outside.

Nebraska (W 46-31)—The Badgers capitalized on their height advantage and Englund and Kotz with 13 and 12 points, respectively, were deadly from short range. The Badgers held a 27-13 halftime lead.


Minnesota (L 27-44)—The Badgers went scoreless from the floor in the second half as the Gophers broke away from a 21-19 halftime margin to score an easy win. Coach Foster noted, "it was just one of those nights." It would be the last game the Badgers would lose all season.

Iowa (W 49-35)—The Badgers passed, shot and fairly swept the unbeaten Hawkeyes off the floor in gaining their first conference win. Englund's 18 points was his Big Ten best for the season.

Purdue (W 48-42 OT)—The Badgers rallied fiercely behind Bob Alwin and Charlie Epperson to tie the game at 33 after being down nine points. Kotz tallied five points in the remaining time for a 38-38 tie at the end of regulation. A pair of baskets by Ted Strain put the finishing touches on a 10-point Wisconsin surge in overtime.

Michigan (W 40-30)—Gene Englund's 11 points paced the offense, and his defensive play limited Michigan's Jim Mandler, the league's second leading scorer, to three points as the Badgers won their first road appearance since the Minnesota "debacle."

Chicago (W 44-37)—Englund's 17 points enabled the Badgers to take charge early and to withstand the challenge of an inspired Chicago team which went winless in conference play.



Head Coach Harold "Bud" Foster is shown here during his playing days at Wisconsin.

Ohio State (W 46-31)—The Badgers led 16-15 at halftime before outthrusting and outscoring the unbeaten Buckeyes 30-16 in the second half in a perfect demonstration of the Wisconsin style of basketball. Englund's 16 points led the way and Ray Lenheiser added eight.

Butler (W 59-55)—Gene Englund's career-high 27 points enabled the Badgers to outduel a talented Bulldog team that stayed close all the way.


Northwestern (W 48-46 OT)—Another road test and the Badgers overcame a nine-point second half deficit to tie the game at the end of regulation time and win in overtime. Kotz led the scoring with 16 points while Englund was right behind with 15.

Illinois (W 46-30)—The Badgers got off to an early lead and the outcome was never in doubt against the Illini. Kotz and Englund set the scoring pace with 11 points each, but it was a team conquest as everyone made a significant contribution.

Purdue (W 43-42)—The Badgers ended the Boilermakers title hopes with a one point verdict that featured the scoring of Englund (17) and Kotz (15). Don Blemker of Purdue was awarded a pair of free throws at game's end which could have tied the score if both were made, but he missed the first attempt and Wisconsin had gained its fourth road victory of the season.

Chicago (W 65-25)—Sixteen Wisconsin players broke into the scoring column with Englund leading the way with 17 points. It was the Badgers' ninth consecutive victory. Joe Stampf pace the losers with 13 points and went on to win the league scoring title 166-162 over Englund.

Indiana (W 38-30)—The Badgers invaded Hoosierland as the underdogs and handled the defending Big Ten and national champions with ease and finesse that baffled the home crowd. Englund (12) and Kotz (11) combined for 23 points as the Badgers took an early lead—20-12—at halftime and never looked back. It was Indiana's first defeat after 28 consecutive home victories.



John Kotz was named the NCAA Tournament's Most Valuable Player.

Minnesota (W 42-32)—The Badgers avenged their only defeat of the conference season before the largest crowd (14,000) to see the Badgers play in the Fieldhouse. Englund led the scoring with 13 points and Kotz, Epperson and Strain all chipped in with eight points. The win was Wisconsin's sixth in a row at home for the season.

NCAA EASTERN REGIONAL

Dartmouth (W 51-50)—In a battle of champions, the Badgers prevailed over the Ivy League (18-4) champions with rally after rally. Dartmouth led 24-22 at halftime, and held the advantage most of the second half until a burst of five points put the Badgers ahead 47-44 and they never lost the lead. A basket by Englund (16 points) and two free throws by Kotz (15) gave Wisconsin a 51-46 lead with a minute to play. Gus Broberg's 20 points for the losers paced the game's scoring.

Pittsburgh (W 36-30)—The Badgers won the game the hard way—the way they had all season—by coming from behind in the second half, knotting the score, forging into the lead midway in the period and winning going away. Kotz (12) and Englund (11) paced the scoring.

NCAA CHAMPIONSHIP

Washington State (W 39-34)—The Badgers led at halftime 21-17 despite 11 points by the Cougars (13-3 in league play, 20-6 overall) Kirk Gebert who took the game honors with 21 points. Wisconsin broke away from a 24-24 tie early in the second half to take a 30-24 lead and the outcome was never in doubt. Englund (13) and Kotz (12) set the scoring pace and Kotz was named the tournament's most valuable player.

1940-41 Season Results


Date	Opponent	Score	Site	UW High Scorer
Dec. 2	Ripon	W 39-20	Wisconsin Rapids	Englund 14
Dec. 7	Marquette	W 38-32	Madison	Kotz 8
Dec. 14	Notre Dame	W 44-43	Madison	Kotz 12
Dec. 18	Pittsburgh	L 34-36	Madison	Alwin 12
Dec. 21	Marquette	L 30-40	Milwaukee	Englund 12
Dec. 31	Princeton	W 52-40	Milwaukee	Englund 12
Jan. 4	Nebraska	W 46-31	Lincoln	Kotz 13
Jan. 6	Minnesota	L 27-44	Minneapolis	Rehm 5
Jan. 11	Iowa	W 49-35	Madison	Englund 18
Jan. 13	Purdue	W 48-42(OT)	Madison	Kotz 13
Jan. 18	Michigan	W 40-30	Ann Arbor	Englund 11
Jan. 20	Chicago	W 44-37	Chicago	Englund 17
Jan. 25	Ohio State	W 46-31	Madison	Englund 16
Feb. 8	Butler	W 59-55	Madison	Englund 27
Feb. 10	Northwestern	W 48-46(OT)	Evanston	Kotz 16
Feb. 15	Illinois	W 46-30	Madison	Kotz, Englund 11
Feb. 17	Purdue	W 43-42	Lafayette	Englund 17
Feb. 22	Chicago	W 65-25	Madison	Englund 17
Feb. 24	Indiana	W 38-30	Bloomington	Englund 12
Mar. 1	Minnesota	W 42-32	Madison	Englund 13

NCAA EASTERN REGIONAL

Mar. 21	Dartmouth	W 51-50	Madison	Englund 18
Mar. 22	Pittsburgh	W 36-30	Madison	Kotz 12

NCAA CHAMPIONSHIP

Mar. 29	Washington State	W 39-34	Kansas City	Englund 13
---------	------------------	---------	-------------	------------



Captain Gene Englund led the Badgers in scoring 304 points.

1940-41 WISCONSIN BASKETBALL ROSTER

Head Coach: H.E. "Bud" Foster

Assistant Coach: Fred Wegner

Manger: Morris Bradley

Trainer: Walter Bakke

Player	Pos	Ht	Wt	Yr	G	FG	FT	Pts	Hometown
Affeldt, George	F	5-11	165	So	1	0	0	0	West Allis, WI
Alwin, Bob	G	5-10	155	Jr	21	19	19	57	Madison, WI
Deppe, Ted	F	6- 1	193	So	3	2	0	4	Baraboo, WI
Downs, Ted	F	5- 9	153	So	1	0	0	0	Proctor, MN
Englund, Gene	C	6- 4	193	Sr	23	103	98	304	Kenosha, WI
Epperson, Charlie	F	6- 1	192	Jr	22	37	25	99	Jackson, MI
Kotz, John	F	6- 3	200	So	23	80	47	207	Rhineland, WI
Lenheiser, Ray	F	6- 1	165	So	13	9	6	24	Rhineland, WI
Lynch, John	G	6- 1	165	Jr	5	0	0	0	Frankfort, IN
Rehm, Fred	G	6- 2	175	So	21	22	33	77	Milwaukee, WI
Roth, Robert	G	5-10	175	So	7	2	2	6	Oshkosh, WI
Scheiwe, Edward	G	5-11	168	Jr	17	10	4	24	Chicago Hts., IL
Schrage, Warren	F	6- 4	180	Jr	12	8	2	18	Plymouth, WI
Scott, Harlo	C/F	6- 3	185	Jr	13	10	9	29	Platteville, WI
Siewert, Frank	G	5-11	170	So	1	0	1	0	Portage, WI
Strain, Ted	G	5-11	158	Sr	23	38	35	111	Harvard, IL
Sullivan, Bob	F	6- 1	176	So	5	1	0	2	Ojibwa, WI
Timmerman, Don	C	6-10	209	Sr	22	14	13	41	Sioux Falls, SD

Individual Single Game Records

Points

- 42 Ken Barnes vs. Indiana 3/8/65
- 39 Rick Olson vs. Michigan 1/14/84
- 38 Joe Franklin vs. Michigan State 1/16/68
- 38 Dale Koehler vs. Iowa 2/1/75
- 37 Chuck Nagle vs. Michigan 3/4/67

Field Goals

- 17 Rick Olson vs. San Francisco State 12/2/85
- 16 Bob Litzow vs. Indiana 2/10/58
- 15 Ken Barnes vs. Indiana 3/8/65
- 15 Joe Franklin vs. Michigan 1/6/68; vs. Michigan State 1/16/68
- 15 Chuck Nagle vs. Purdue 3/2/68
- 15 Clarence Sherrod vs. Eastern Ill. 12/1/70
- 15 Dale Koehler vs. Iowa 2/1/75; vs. Michigan 2/2/76
- 15 Rick Olson vs. Purdue 1/19/85; vs. Michigan State 1/30/86

Field Goal Percentage (10 Att.)

- .923 Al Henry vs. Minnesota (12-13) 1/13/70
- .909 Scott Roth vs. New Mexico (10-11) 12/29/84
- .900 Willie Simms vs. Iowa (9-10) 1/11/90
- .900 Larry Petty vs. Illinois (9-10) 1/18/79
- .900 Trent Jackson vs. Northwestern (9-10) 1/30/88

Rebounds

- 30 Paul Morrow vs. Purdue 1/3/53
- 27 Joe Franklin vs. Purdue 3/2/68
- 26 Mark Zubor vs. Gonzaga 12/17/63
- 25 Joe Chernelich vs. St. Mary's (CA) 12/2/76
- 23 Curt Mueller vs. Northwestern 3/3/56
- 23 Jack Brens vs. St. John's 1/26/63
- 23 Ken Barnes vs. Indiana 3/8/65
- 23 Joe Franklin vs. Illinois 12/19/66

Assists

- 13 Wes Matthews vs. Army 12/30/79
- 11 Dick Cable vs. California 12/20/52
- 11 Jim Smith vs. Northwestern 2/19/77
- 11 Joe Chernelich vs. Cansius 12/3/77
- 11 Wes Matthews vs. Northwestern 2/24/79
- 11 Mike Heineman vs. Northwestern 3/9/85

Field Goal Attempts


- 37 Don Rehfeldt vs. Iowa 2/28/49
- 32 Don Rehfeldt vs. Iowa 2/18/50
- 32 Bob Litzow vs. Indiana 2/10/58
- 31 Don Rehfeldt vs. UCLA 12/23/48
- 30 Bob Litzow vs. Ohio State 1/21/56

Free Throws


- 17 Dale Koehler vs. Loyola (Chi.) 12/6/75
- 15 Paul Morrow vs. Michigan 2/21/53
- 15 Bill Pearson vs. Northwestern 2/18/78
- 14 Clarence Sherrod vs. Tulane 12/19/70
- 14 Rick Olson vs. Purdue 2/13/86

Free Throw Attempts

- 24 Paul Morrow vs. Michigan 2/21/53
- 23 Dale Koehler vs. Loyola (Chi.) 12/6/75
- 19 Joe Franklin vs. Michigan 1/10/67
- 18 Joe Franklin vs. Northwestern 3/9/68
- 17 Danny Jones vs. Michigan 2/3/90
- 17 Ron Jackson vs. Iowa 1/6/62
- 17 Jack Brens vs. Indiana 2/12/62
- 17 Ken Siebel vs. Indiana 2/12/62
- 17 Leon Howard vs. Illinois 2/10/73



Tim Locum holds almost all of the Badgers' three-point records.



Rick Olson made 17 field goals against San Francisco State in 1985 to set a school record.

Free Throw Percentage (10 Att.)

- 1.000** Tim Locum vs. Marquette (12-12) 2/19/90
- 1.000** Tim Locum vs. Ohio State (10-10) 3/4/89
- 1.000 Trent Jackson vs. Northern Illinois (10-10) 12/1/88
- 1.000 Rick Olson vs. Purdue (14-14) 2/13/86
- 1.000 Rod Ripley vs. Marquette (12-12) 11/30/85
- 1.000 Scott Roth vs. Washington State (12-12) 12/1/84
- 1.000 Wes Matthews vs. Cleveland State (11-11) 12/22/79
- 1.000 Clarence Sherrod vs. Minnesota (11-11) 3/4/71
- 1.000 Leon Howard vs. Iowa (11-11) 2/27/71
- 1.000 Clarence Sherrod vs. Illinois (11-11) 2/23/71
- 1.000 Clarence Sherrod vs. Ohio State (12-12) 2/24/70
- 1.000 Dick Miller vs. Illinois (12-12) 1/9/56
- 1.000 Dick Miller vs. Minnesota (11-11) 2/21/55
- 1.000 Ron Weisner vs. LSU (10-10) 12/19/53

3-Point Field Goals

- 7** Tim Locum vs. Rollins 12/15/90
- 7 Trent Jackson vs. Ohio State 1/17/87
- 7 Tim Locum vs. Butler 12/5/87

3-Point Field Goal Attempts

- 12** Tim Locum vs. Butler 12/5/87
- 11 Trent Jackson vs. Ohio State 1/17/87
- 10** Tim Locum vs. Minnesota 1/22/90

3-Point Field Goal Percentage (5 Att.)

- 1.000 Trent Jackson vs. Northwestern 1/30/88 (5-5)

1990-91 Returnee in Bold

Individual Season Records

Games Played

31	J.J. Weber	1986-87
31	Danny Jones	1989-90
31	Larry Hisle	1989-90
31	Kurt Portmann	1989-90
31	Billy Douglass	1989-90

Games Started

31	J.J. Weber	1986-87
31	Danny Jones	1989-90
30	Trent Jackson	1988-89
30	Danny Jones	1988-89
30	Willie Simms	1989-90

Field Goals

237	Rick Olson	1985-86
231	Danny Jones	1988-89
215	Danny Jones	1989-90
211	Clarence Sherrrod	1970-71
211	Wes Matthews	1979-80

Big Ten

149	Rick Olson	1985-86
146	Danny Jones	1988-89
135	Dale Koehler	1975-76
131	Clarence Sherrrod	1970-71
131	Claude Gregory	1980-81

Field Goal Attempts

591	Clarence Sherrrod	1970-71
505	Don Rehfeldt	1949-50
485	Rick Olson	1985-86
468	Bob Litzow	1956-57
449	Danny Jones	1988-89

Big Ten

330	Clarence Sherrrod	1970-71
318	Dale Koehler	1975-76
308	Rick Olson	1985-86
303	Bob Litzow	1956-57
292	Bob Litzow	1957-58

Field Goal Percentage (200 Att.)

.570	Danny Jones	1987-88
.562	J.J. Weber	1986-87
.542	Scott Roth	1984-85
.539	Willie Simms	1989-90
.537	Joe Chernelich	1976-77

Big Ten (100 Att.)

.577	Al Rudd	1975-76
.571	Danny Jones	1987-88
.570	J.J. Weber	1986-87
.541	Willie Simms	1989-90
.538	Joe Chernelich	1979-80

Free Throws

168	Clarence Sherrrod	1969-70
152	Claude Gregory	1980-81
149	Danny Jones	1988-89
148	Clarence Sherrrod	1970-71
145	Dick Miller	1955-56

Big Ten

115	Clarence Sherrrod	1969-70
102	Claude Gregory	1980-81
98	Joe Franklin	1967-68
96	Dick Miller	1955-56
91	Paul Morrow	1952-53

Free Throw Attempts

210	Joe Franklin	1967-68
202	Clarence Sherrrod	1969-70
202	Claude Gregory	1980-81
200	Clarence Sherrrod	1970-71
199	Danny Jones	1988-89

Big Ten

146	Joe Franklin	1967-68
136	Paul Morrow	1952-53
136	Clarence Sherrrod	1969-70
129	Claude Gregory	1980-81
116	Dick Miller	1955-56
116	Clarence Sherrrod	1970-71

Free Throw Percentage (100 Att.)

.888	Wes Matthews	1979-80
.882	Rick Olson	1985-86
.832	Clarence Sherrrod	1969-70
.830	Trent Jackson	1987-88
.801	Dick Miller	1955-56

Big Ten (75 Att.)

.885	Rick Olson	1985-86
.863	Wes Matthews	1979-80
.853	Bill Pearson	1977-78
.846	Clarence Sherrrod	1969-70
.828	Dick Miller	1955-56

Personal Fouls

108	J.J. Weber	1986-87
106	Claude Gregory	1979-80
101	Larry Petty	1980-81
99	Keith Mitchell	1981-82
98	Jim Clinton	1950-51
98	Brad Sellers	1982-83

Big Ten

79	Paul Morrow	1952-53
75	Tony Stracka	1952-53
71	Claude Gregory	1979-80
70	Keith Mitchell	1981-82
68	Kurt Portmann	1988-89
68	Joe Chernelich	1978-79

Assists

137	Mike Heineman	1986-87
118	Wes Matthews	1979-80
111	Mike Heineman	1984-85
108	Tom Molaski	1988-89
106	Wes Matthews	1978-79

Big Ten

83	Marshall Markham	1950-51
81	Mike Heineman	1985-86
72	Wes Matthews	1978-79
70	Mike Heineman	1984-85
69	Tom Molaski	1988-89

Steals

59	Trent Jackson	1987-88
53	Wes Matthews	1978-79
50	Trent Jackson	1988-89
45	Claude Gregory	1978-79
43	Scott Roth	1983-84

Big Ten

30	Wes Matthews	1978-79
30	Trent Jackson	1987-88
29	Trent Jackson	1988-89
29	Claude Gregory	1978-79
29	Scott Roth	1983-84

Points

611	Danny Jones	1988-89
574	Trent Jackson	1988-89
571	Rick Olson	1985-86
570	Clarence Sherrrod	1970-71
550	Claude Gregory	1980-81

Big Ten

376	Danny Jones	1988-89
367	Rick Olson	1985-86
364	Claude Gregory	1980-81
360	Dale Koehler	1975-76
347	Clarence Sherrrod	1969-70
347	Trent Jackson	1987-88

Rebounds

344	Jim Clinton	1950-51
334	Joe Franklin	1967-68
306	Jack Brens	1962-63
301	Kim Hughes	1972-73
290	Paul Morrow	1951-52

Big Ten

222	Jim Clinton	1950-51
194	Joe Franklin	1967-68
191	Joe Franklin	1966-67
177	Jack Brens	1962-63
176	Dale Koehler	1975-76
176	Brad Sellers	1981-82

3-Point Field Goal Percentage (60 Att.)

.486	Tim Locum	1988-89
.475	Mike Heineman	1986-87
.469	Tim Locum	1989-90
.451	Trent Jackson	1987-88
.448	Trent Jackson	1988-89

Big Ten

.485	Trent Jackson	1987-88
.455	Tim Locum	1989-90
.443	Trent Jackson	1986-87
.438	Tim Locum	1988-89
.430	Trent Jackson	1988-89

3-Point Field Goal Attempts (60 Att.)

164	Trent Jackson	1987-88
163	Trent Jackson	1988-89
143	Tim Locum	1989-90
139	Shelton Smith	1986-87
111	Tim Locum	1988-89

Big Ten

103	Trent Jackson	1987-88
100	Trent Jackson	1988-89
79	Trent Jackson	1986-87
77	Tim Locum	1989-90
73	Tim Locum	1988-89
59	Tim Locum	1987-88

3-Point Field Goals

74	Trent Jackson	1987-88
73	Trent Jackson	1988-89
67	Tim Locum	1989-90
59	Shelton Smith	1986-87
54	Tim Locum	1988-89

Big Ten

50	Trent Jackson	1987-88
43	Trent Jackson	1988-89
35	Trent Jackson	1986-87
35	Tim Locum	1989-90
32	Tim Locum	1988-89
25	Tim Locum	1987-88

1990-91 Returnees in Bold

Individual Career Records

Games Played

118	Danny Jones	1986-90
118	Kurt Portmann	1986-90
113	Tom Molaski	1985-89
112	Rick Olson	1982-86
110	Claude Gregory	1977-81
110	Larry Petty	1977-81

Games Started

112	Rick Olson	1982-86
109	Danny Jones	1986-90
108	Joe Chrnlich	1976-80
99	Larry Petty	1977-81
88	Claude Gregory	1977-81

Field Goals

729	Rick Olson	1982-86
723	Danny Jones	1986-90
656	Claude Gregory	1977-81
557	Trent Jackson	1985-89
500	Clarence Sherrod	1968-71

Big Ten

464	Rick Olson	1982-86
446	Danny Jones	1986-90
431	Claude Gregory	1977-81
352	Trent Jackson	1985-89
316	Clarence Sherrod	1968-71

Field Goal Attempts

1535	Rick Olson	1982-86
1492	Claude Gregory	1977-81
1351	Danny Jones	1986-90
1230	Clarence Sherrod	1968-71
1218	Bob Litzow	1955-58

Big Ten

1007	Claude Gregory	1977-81
990	Rick Olson	1982-86
846	Bob Litzow	1955-58
839	Danny Jones	1986-90
787	Dick Cable	1951-55

Field Goal Percentage (500 Att.)

.535	Danny Jones	1986-90
.527	J.J. Weber	1983-87
.512	Joe Chrnlich	1976-80
.492	Brad Sellers	1981-83
.491	Scott Roth	1981-85

Big Ten (300 Att.)

.532	Danny Jones	1986-90
.512	J.J. Weber	1983-87
.5094	Al Henry	1967-70
.5093	Brad Sellers	1981-83
.502	Joe Chrnlich	1976-80

Free Throws


433	Claude Gregory	1977-81
408	Clarence Sherrod	1968-71
408	Danny Jones	1986-90
316	Dick Cable	1951-55
307	Paul Morrow	1951-54

Big Ten

285	Claude Gregory	1977-81
254	Clarence Sherrod	1968-71
230	Dick Cable	1951-55
230	Danny Jones	1986-90
224	Paul Morrow	1951-54

Free Throw Attempts

599	Danny Jones	1986-90
586	Claude Gregory	1977-81
522	Clarence Sherrod	1968-71
476	Joe Franklin	1965-68
449	Paul Morrow	1951-54



Danny Jones

Big Ten

387	Claude Gregory	1977-81
342	Danny Jones	1986-90
325	Clarence Sherrod	1968-71
312	Dick Cable	1951-55
305	Joe Franklin	1965-68

Free Throw Percentage (200 Att.)

.870	Rick Olson	1982-86
.817	Wes Matthews	1977-80
.804	Mike Carlin	1965-68
.801	Dick Miller	1953-56
.785	Lee Oler	1969-72

Big Ten (150 Att.)

.874	Rick Olson	1982-86
.824	Dick Miller	1953-56
.823	Wes Matthews	1977-80
.782	Clarence Sherrod	1968-71
.779	Trent Jackson	1985-89

Personal Fouls

389	Claude Gregory	1977-81
371	Larry Petty	1977-81
348	Danny Jones	1986-90
341	Joe Chrnlich	1976-80
324	Kurt Portmann	1986-90

Big Ten


252	Claude Gregory	1977-81
237	Larry Petty	1977-81
236	Joe Chrnlich	1976-80
216	Danny Jones	1986-90
205	Bill Pearson	1974-78

Assists

388	Mike Heineman	1983-87
335	Tom Molaski	1985-89
290	Arnold Gaines	1976-80
259	Rick Olson	1982-86
255	Wes Matthews	1977-80
255	Scott Roth	1981-85

Big Ten

248	Mike Heineman	1983-87
209	Tom Molaski	1985-89



Mike Heineman

202	Arnold Gaines	1976-80
155	Rick Olson	1982-86
151	Scott Roth	1981-85

Steals

151	Trent Jackson	1985-89
131	Claude Gregory	1977-81
113	Wes Matthews	1977-80
110	Tom Molaski	1985-89
102	Rick Olson	1982-86

Big Ten

84	Trent Jackson	1985-89
84	Claude Gregory	1977-81
66	Tom Molaski	1985-89
62	Rick Olson	1982-86
61	Wes Matthews	1977-80
61	Scott Roth	1981-85

Points

1854	Danny Jones	1986-90
1745	Claude Gregory	1977-81
1736	Rick Olson	1982-86
1545	Trent Jackson	1985-89
1408	Clarence Sherrod	1968-71

Big Ten

1147	Claude Gregory	1977-81
1122	Danny Jones	1986-90
1108	Rick Olson	1982-86
980	Trent Jackson	1985-89
886	Clarence Sherrod	1968-71

Rebounds

904	Claude Gregory	1977-81
858	Joe Franklin	1965-68
841	Joe Chrnlich	1976-80
806	Kim Hughes	1971-74
718	Larry Petty	1977-81

Big Ten

609	Claude Gregory	1977-81
539	Joe Chrnlich	1976-80
526	Joe Franklin	1965-69
471	Kim Hughes	1971-74
441	Larry Petty	1977-81

Team Single Game Records

Points

- 120 vs. Southern Methodist 12/9/67
- 115 vs. Gonzaga 12/17/63
- 114 vs. Michigan Tech 12/5/70
- 113 vs. Iowa 2/9/74
- 110 vs. Northwestern 2/21/67

Field Goals

- 48 vs. Gonzaga 12/17/63
- 48 vs. Southern Methodist 12/9/67
- 44 vs. West Virginia 12/18/65
- 44 vs. Illinois 3/11/67
- 44 vs. Eastern Illinois 12/1/70

Field Goal Attempts

- 113 vs. Michigan State 1/6/64
- 111 vs. Michigan Tech 12/5/70
- 102 vs. South Dakota 12/9/72
- 99 vs. Northern Michigan 12/11/71
- 97 vs. West Virginia 12/18/65

Field Goal Percentage

- .744 vs. Army (32-43) 12/30/79
- .687 vs. Northern Illinois (33-48) 12/18/84
- .667 vs. New Mexico (32-48) 12/29/84
- .649 vs. Minnesota (24-37) 1/3/87
- .647 vs. Purdue (33-51) 1/19/85

3-Point Field Goals

- 10 vs. Butler 12/5/87

Big Ten

- 9 vs. Ohio State 1/17/87

3-Point Field Goal Attempts

- 22 vs. Ohio State 2/12/87

3-Point Field Goal Percentage

- .889 vs. North Dakota State 12/10/86 (8 of 9)
- .778 vs. Iowa 2/10/90 (7 of 9)
- .750 vs. Denver 12/14/88 (9 of 12)

Free Throws

- 41 vs. Illinois 1/1/55
- 40 vs. Minnesota 1/12/53
- 37 vs. Michigan 2/21/53
- 35 vs. Marquette 2/19/90
- 34 vs. Arizona 12/30/66

Free Throw Attempts

- 61 vs. Michigan 2/21/53
- 54 vs. Illinois 1/1/55
- 50 vs. Indiana 2/12/62
- 48 vs. Minnesota 1/12/53
- 48 vs. Michigan State 3/9/53

Free Throw Percentage


- 1.000 vs. Purdue (22-22) 2/7/76
- 1.000 vs. Southern Illinois (12-12) 12/3/83
- 1.000 vs. Loyola (13-13) 12/12/88
- .950 vs. Michigan State (19-20) 2/27/65
- .947 vs. Michigan State (18-19) 2/19/66

Rebounds


- 79 vs. Michigan Tech 12/5/70
- 76 vs. South Dakota 12/9/72
- 74 vs. Washington (St. Louis) 12/11/61

Big Ten

- 66 vs. Purdue 1/3/53



Dick Miller



Dale Koehler

Miscellaneous Records

TEAM

Consecutive Free Throws, Single Game—23 vs. Michigan State 3/1/54
 Assists, Single Game—33 vs. Northwestern 3/7/53
 Fouls Committed, Single Game—33 vs. Notre Dame 12/4/65
 Largest Margin of Victory—70 vs. Beloit (80-10) 1/7/05
 Largest Margin of Defeat—53 vs. Indiana (114-61) 1/31/76; vs. Iowa (101-48) 2/10/86
 Longest Winning Streak—29 games (15-0 in 1911-12 and first 14 in 1912-13)
 Longest Home Winning Streak—32 games (March 8, 1911 to January 8, 1915)
 Longest Losing Streak—14 games (January 8, 1976 to February 26, 1976)
 Largest Attendance Single Game—23,266 at Lexington, KY 11/27/76
 (vs. Kentucky)
 Largest Attendance Big Ten Game—19,165 at Chicago Stadium 2/15/47
 (vs. Northwestern)
 Largest Home Attendance—14,000 vs. Pittsburgh 3/22/41 (equalled five other times)
 Largest Home Season Attendance—161,810 in 1988-89 (17 games)
 Largest Total Season Attendance—313,940 in 1988-89

Individual

Scoring Average, Entire Career—19.6 by Clarence Sherrod 1968-71
 Scoring Average, Big Ten Career—21.1 by Clarence Sherrod 1968-71
 Scoring Average, Single Season—23.8 by Clarence Sherrod 1970-71
 Scoring Average, Big Ten Season—24.8 by Clarence Sherrod 1970-71
 Consecutive Free Throws (All Games)—35 by Wes Matthews 12/12/79-1/5/80
 Consecutive Free Throws (Big Ten Games)—36 by Rick Olson 1984-85
 Consecutive Free Throws Start of Career—14 by Martin Gharity 1959-60

Team Season Records

Field Goals

814 in 1985-86
813 in 1986-87
803 in 1984-85
793 in 1961-62
792 in 1970-71

Big Ten

535 in 1975-76
519 in 1974-75
506 in 1976-77
502 in 1985-86
495 in 1978-79

Field Goal Attempts

1915 in 1963-64
1831 in 1970-71
1818 in 1974-75
1812 in 1961-62
1808 in 1975-76

Big Ten

1258 in 1975-76
1253 in 1974-75
1231 in 1952-53
1184 in 1976-77
1154 in 1963-64

Field Goal Percentage

.501 in 1988-89
.488 in 1984-85
.483 in 1985-86
.479 in 1986-87
.478 in 1989-90

Big Ten

.477 in 1988-89
.475 in 1989-90
.473 in 1973-74
.470 in 1986-87
.461 in 1987-88

Free Throws

495 in 1954-55
486 in 1953-54
473 in 1952-53
463 in 1970-71
457 in 1966-67
457 in 1979-80

Big Ten

378 in 1952-53
345 in 1954-55
324 in 1953-54
291 in 1966-67
291 in 1977-78

Free Throw Attempts

717 in 1952-53
695 in 1953-54
693 in 1954-55
666 in 1961-62
658 in 1966-67
658 in 1970-71

Big Ten

565 in 1952-53
479 in 1954-55
456 in 1953-54
419 in 1977-78
418 in 1955-56

Free Throw Percentage

.758 in 1983-84
.743 in 1984-85
.733 in 1985-86
.725 in 1982-83
.718 in 1975-76

Big Ten

.764 in 1983-84
.745 in 1984-85
.738 in 1973-74
.736 in 1969-70
.722 in 1954-55

3-Point Field Goals

160 in 1986-87
146 in 1988-89
127 in 1989-90

Big Ten

88 in 1988-89
77 in 1989-90

3-Point Field Goal Attempts

358 in 1986-87
326 in 1988-90
311 in 1989-90

Big Ten

213 in 1986-87
208 in 1988-89
196 in 1989-90

3-Point Field Goal Percentage

.448 in 1988-89
.408 in 1989-90

Big Ten

.452 in 1987-88
.437 in 1988-89
.393 in 1989-90

Points

2193 in 1986-87
2100 in 1988-89
2047 in 1970-71
2032 in 1961-62
2031 in 1989-90

Big Ten


1338 in 1975-76
1265 in 1977-78
1264 in 1976-77
1260 in 1974-75
1237 in 1978-79

Offensive Average

86.3 in 1970-71
84.7 in 1961-62
81.9 in 1963-64
81.8 in 1966-67
80.1 in 1967-68

Big Ten

84.8 in 1966-67
84.1 in 1970-71
83.6 in 1961-62
81.6 in 1969-70
78.6 in 1963-64



Arnold "Clyde" Gaines

Defensive Average

52.6 in 1949-50
56.9 in 1950-51
60.0 in 1951-52
61.9 in 1952-53
63.3 in 1953-54

Big Ten

55.0 in 1949-50
57.4 in 1950-51
60.3 in 1951-52
62.4 in 1952-53
65.3 in 1979-80

Rebounds

1268 in 1970-71
1245 in 1972-73
1207 in 1966-67
1196 in 1962-63
1177 in 1961-62

Big Ten

776 in 1975-76
775 in 1974-75
741 in 1976-77
722 in 1970-71
714 in 1962-63

Rebound Average

52.8 in 1970-71
51.9 in 1972-73
50.3 in 1966-67
50.0 in 1950-51
49.8 in 1962-63

Big Ten

51.6 in 1970-71
51.0 in 1962-63
50.1 in 1966-67
48.8 in 1961-62
47.5 in 1963-64

Opp. Rebound Average

29.5 in 1988-89
30.5 in 1983-84
30.7 in 1989-90
31.8 in 1979-80
32.7 in 1980-81

Big Ten

30.0 in 1988-89
30.0 in 1983-84
31.9 in 1979-80
31.9 in 1989-90
32.3 in 1980-81

Single-Game Scoring Leaders

(Minimum 30 points)

Points	Player	Opponent	Date	Site	FG	FT
42	Ken Barnes	Indiana	3- 8-65	Madison	15	12
39	Rick Olson	Michigan	1-14-84	Madison	14	11
38	Joe Franklin	Michigan State	1-16-68	Madison	15	8
38	Dale Koehler	Iowa	1- 1-75	Madison	15	8
37	Chuck Nagle	Michigan	3- 4-67	Detroit, MI	14	9
36	Dale Koehler	Michigan	2- 2-76	Ann Arbor, MI	15	6
35	Don Rehfeldt	Northwestern	2-11-50	Chicago Stad.	12	11
35	Jack Brens	Indiana	2-25-63	Madison	14	7
35	Clarence Sherrod	Iowa	2-10-70	Iowa City, IA	13	9
35	Claude Gregory	Kentucky St.	12- 5-80	Madison	14	7
35	Rick Olson	San Fran St.	12- 2-85	Madison	17	1
34	Don Rehfeldt	Iowa	2-28-49	Madison	13	8
34	Bob Litzow	Indiana	2-10-58	Madison	16	2
34	Joe Franklin	Michigan	1- 6-68	Madison	15	4
34	Cory Blackwell	Ohio State	2- 9-83	Madison	14	6
34	Cory Blackwell	Minnesota	2-19-83	Minneapolis, MN	12	10
33	Dick Miller	Michigan State	2-27-56	East Lansing	13	7
33	Ron Jackson	Dayton	12-28-61	New York(MSG)	13	7
33	Dale Koehler	Loyola (IL)	12- 6-75	Madison	8	17
33	Claude Gregory	Iowa	2-28-81	Iowa City, IA	12	9
33	Scott Roth	Oklahoma St.	12-29-83	Dayton, OH	12	9
33	Trent Jackson	Butler	12-10-88	Indianapolis, IN	10*	9
32	Dick Miller	Ohio State	1-14-56	Columbus, OH	12	8
32	Joe Franklin	Arizona	12-30-66	Los Angeles	10	12
32	Clarence Sherrod	E. Illinois	12- 1-70	Madison	15	2
32	Leon Howard	Ohio State	2- 5-71	Columbus, OH	12	8
32	Claude Gregory	Iowa	2-15-81	Madison	14	4
32	Rick Olson	Ohio State	2- 9-85	Madison	12	8
32	Rick Olson	Michigan St.	1-30-86	East Lansing	15	2
32	Rick Olson	Minnesota	2-22-86	Minneapolis	12	8
32	Danny Jones	Ohio State	3- 4-89	Madison	12	8
31	John Kotz	Iowa	3- 7-42	Madison	12	7
31	Dick Cable	Notre Dame	12- 4-54	South Bend, IN	11	9
31	Dick Cable	Tulane	12-20-54	Madison	10	11
31	Dick Miller	Minnesota	2-21-55	Madison	10	11
31	Ken Siebel	Utah	12-28-62	Milwaukee	12	7
31	Jack Brens	Utah	12-28-62	Milwaukee	12	7
31	James Johnson	Northwestern	2-21-67	Madison	10	11
31	Joe Franklin	Purdue	3- 2-68	Madison	11	9
31	Albert Henry	Minnesota	1-13-70	Madison	12	7
31	Clarence Sherrod	Michigan	1- 9-71	Madison	14	3
31	Bruce McCauley	Northwestern	1- 4-75	Evanston, IL	12	7
31	Claude Gregory	Nebraska	12-27-79	Honolulu, HI	12	7
31	Larry Petty	Minnesota	3- 7-81	Madison	12	7
31	Cory Blackwell	Purdue	3-12-83	W. Lafayette	13	5
31	Scott Roth	N. Illinois	12-18-84	Rockford, IL	12	7
31	Scott Roth	Illinois	1-17-85	Madison	13	5
31	Rick Olson	Purdue	1-19-85	Madison	15	1
31	Rick Olson	Illinois	2-15-86	Madison	13	5
31	Danny Jones	Michigan	2-25-89	Ann Arbor, MI	12	7
30	Paul Morrow	Indiana	2-16-53	Madison	10	10
30	Jim Biggs	Northwestern	2-28-59	Madison	10	10
30	Mark Zubor	Illinois	12-15-64	Madison	13	4
30	Joe Franklin	Nebraska	12- 1-65	Madison	10	10
30	Joe Franklin	Illinois	3-11-67	Madison	12	6
30	Chuck Nagle	Purdue	3- 2-68	Madison	15	0
30	Clarence Sherrod	Ohio U.	1-31-70	Madison	9	12
30	Clarence Sherrod	Michigan State	2- 7-70	Madison	10	10
30	Clarence Sherrod	Ohio State	2-24-70	Madison	9	12
30	Clarence Sherrod	Tulane	12-19-70	Madison	8	14
30	Wes Matthews	Purdue	2-16-80	W. Lafayette	13	4
30	Rick Olson	Purdue	2-13-86	Madison	8	14
30	J.J. Weber	Northwestern	3- 1-87	Madison	10	10
30	Trent Jackson	Minnesota	2-28-88	Madison	8*	10
30	Tim Locum	W. Kentucky	11-25-89	Puerto Rico	9*	6

*includes three-point field goals

Leading Scorers 1939-90

	All Games	Big Ten
1939—Dave Dupee	154	98
1940—Gene Englund	199	139
1941—Gene Englund	304	162
1942—John Kotz	325	242
1943—John Kotz	308	156
1944—Ray Patterson	295	193
1945—Ray Patterson	225	137
1946—Bob Cook	289	169
1947—Bob Cook	323	187
1948—Bob Cook	235	146
1949—Don Rehfeldt	381	229
1950—Don Rehfeldt	436	265
1951—Ab Nicholas	366	266
1952—Ab Nicholas	361	235
1953—Paul Murrow	352	275
1954—Dick Cable	301	203
1955—Dick Cable	442	257
1956—Dick Miller	429	290
1957—Bob Litzow	355	239
1958—Bob Litzow	324	209
1959—Bob Barneson	259	158
1960—Tom Hughbanks	301	172
1961—Tom Hughbanks	301	172
1962—Ken Siebel	392	282
1963—Jack Brens	425	245
1964—Ken Gustafson	359	174
1965—Mark Zubor	345	206
1966—Ken Gustafson	333	185
1967—Chuck Nagle	463	304
1968—Joe Franklin	544	342
1969—James Johnson	462	255
1970—Clarence Sherrod	538	347
1971—Clarence Sherrod	570	345
1972—Leon Howard	378	242
1973—Leon Howard	431	263
1974—Kim Hughes	367	201
1974—Gary Anderson	325	214
1975—Bruce McCauley	418	300
1976—Dale Koehler	505	360
1977—James Gregory	429	312
1978—Arnold Gaines	294	260
1979—Wes Matthews	499	338
1980—Wes Matthews	549	316
1980—Claude Gregory	534	319
1981—Claude Gregory	550	364
1982—Brad Sellers	378	255
1983—Cory Blackwell	511	338
1984—Cory Blackwell	529	348
1985—Scott Roth	513	328
1986—Rick Olson	571	367
1987—J.J. Weber	469	279
1988—Trent Jackson	546	347
1989—Danny Jones	611	376
1990—Danny Jones	548	309

Note: The Big Ten played 12 games from 1939-1950, 14 games from 1951-1975, and 18 games from 1976 to present.

Top 30 Career Scoring Leaders

Player	Seasons		Big Ten Games				All Games Played			
	No.	Years	G	FG	FT	Pts.	G	FG	FT	Pts.
Danny Jones	4	1986-90	70	446	230	1122	118	723	408	1854
Claude Gregory	4	1977-81	72	431	285	1147	110	656	433	1745
Rick Olson	4	1982-86	72	464**	166	1108	112	729†	260	1736
Trent Jackson	4	1985-89	56	352‡	148	980	99	557†	238	1545
Clarence Sherrod	3	1968-71	42	316	254	886	72	500	408	1408
Cory Blackwell	3	1981-84	54	367*	185	920	83	563*	278	1405
Wes Matthews	3	1977-80	41	279	177	735	69	489	273	1251
Joe Franklin	3	1965-68	42	274	191	739	72	459	279	1215
Dale Koehler	4	1972-76	51	306	166	778	78	478	224	1200
Dick Cable	4	1951-55	60	290	230	810	82	432	316	1180
Joe Chrnulich	4	1976-80	72	299	163	761	109	465	241	1171
Don Rehfeldt	4	1945-50	44	254	167	675	81	451	267	1169
Leon Howard	3	1970-73	40	256	189	701	70	433	299	1165
Scott Roth	4	1981-85	70	262	139	663	109	455	246	1156
James Johnson	3	1966-69	42	258	167	683	72	423	301	1147
Ken Siebel	3	1960-63	42	271	196	738	71	401	282	1084
Larry Petty	4	1977-81	72	256	139	651	110	425	216	1066
Chuck Nagle	3	1966-69	42	262	121	645	72	438	188	1064
J.J. Weber	4	1983-87	65	249	124	622	105	405	211	1021
Ab Nicholas	3	1949-52	40	212	181	605	66	352	278	982
Kim Hughes	3	1971-74	42	241	87	569	72	412	155	979
Bob Litzow	3	1955-58	42	281	77	639	66	418	102	938
Ken Gustafson	3	1963-66	42	198	106	502	70	363	195	921
Paul Morrow	3	1951-54	46	197	224	618	66	299	307	905
Mark Zubor	3	1963-66	42	195	100	490	70	348	205	901
Bob Cook	3	1945-48	35	195	112	502	62	323	201	847
Tom Hughbanks	3	1960-62	42	218	88	524	71	347	152	846
John Kotz	3	1941-43	39	202	108	512	65	318	201	837
Jack Brens	3	1962-64	37	217	94	528	55	325	151	801
Dick Miller	3	1954-56	36	195	173	563	57	269	246	784

** Includes 14 three-point goals.
 * Includes 18 three-point goals.
 ‡ Includes 128 three-point goals.
 † Includes 193 three-point goals.

Note: Badgers played 22-game schedule from 1949-50 through 1958-59 and also in 1964-65.
 Badgers played 24-game schedule from 1959-60 through 1963-64 and also from 1965-66 through 1973-74.
 Badgers played 26 games in 1974-75 and 1975-76; 27 games from 1976-77 through 1978-79; 29 games in 1979-80; and 28 games 1980-81 to present with the exception of 1986-87, 1989-90 when they played 31 and 1988-89 when they played 30.
 Badgers played 12 Big Ten games in 1949-50.
 Badgers played 14-game Big Ten schedule from 1950-51 through 1973-74, except for 18-game schedule in 1952-53.
 Since 1973-74 season, Badgers have played 18-game Big Ten schedule.

Top 20 Career Rebounding Leaders


Name	No.	Years	Reb.	Name	No.	Years	Reb.
Claude Gregory	4	1977-81	904	Jack Brens	3	1961-64	574
Joe Franklin	3	1965-68	858	Bill Pearson	4	1974-78	549
Joe Chrnulich	4	1976-80	841	Ken Siebel	3	1960-63	543
Kim Hughes	3	1971-74	806	Kerry Hughes	3	1971-74	540
Larry Petty	4	1977-81	718	Tom Hughbanks	3	1959-62	533
Dale Koehler	4	1972-76	680	James Johnson	3	1966-69	529
Paul Morrow	3	1951-54*	648	Leon Howard	3	1970-73	529
Tom Gwyn	3	1960-63	641	Mark Zubor	3	1963-66	518
J.J. Weber	4	1983-87	592	Clarence Sherrod	3	1968-71	518
Cory Blackwell	3	1981-84	586	Danny Jones	4	1986-90	501

* Rebounding totals since 1950-51 season.
 Totals not kept prior to then.

Top 10 Career Assist Leaders

Name	No.	Years	Assists	Name	No.	Years	Assists
Mike Heineman	4	1983-87	388	Wes Matthews	3	1977-80	255
Tom Molaski	4	1985-89	335	Scott Roth	4	1981-85	255
Arnold Gaines	4	1976-80	290	Dan Hastings	4	1977-81	222
Trent Jackson	4	1985-89	261	Bob Falk	3	1974-77	195
Rick Olson	4	1982-86	259	James Smith	3	1975-78	194

* Assist totals since 1972-73 season. Totals not kept prior to then.



Clarence Sherrod scored 570 points in 1971

Coaches Career Records

	All Games					Big Ten			
	Years	Games	Won	Lost	Pct.	Games	Won	Lost	Pct.
James C. Elsom	6	38	24	14	.632	—	—	—	—
Emmentt D. Angell	4	57	42	15	.741	24	19	5	.792
Haskell Noyes	3	41	26	15	.634	33	18	15	.545
Walter E. Meanwell	20*	346	246	99	.712	238	158	80	.660
Guy Lowman	3	53	34	19	.559	36	19	17	.528
Harold E. Foster	25	532	265	267	.498	325	143	182	.440
John E. Erickson	9	214	100	114	.467	126	52	74	.413
John D. Powless	8	196	88	108	.449	120	42	78	.350
William L. Cofield	6	164	63	101	.372	108	32	76	.296
Steve Yoder	8	232	100	132	.431	144	38	106	
Totals	92	1873	988	884		1154	521	633	

*Tie game with DePauw in 1925 by 25-25 score in three overtimes.

Big Ten Championships Won

- Angell—1907
 - Meanwell—1912, 1913, 1914, 1916, 1921, 1923(t), 1924(t), 1929(t)
 - Lowman—1918
 - Foster—1935, 1941, 1947
- Note: 1941 Wisconsin Big Ten Champions won NCAA title.

Class Records—Single Game Highs

	Points	Rebounds	Assists
Freshman	29—Tim Locum vs Butler, 12/5/87	25—Joe Chrnlich vs St. Mary's, 12/2/76	10—Dick Cable vs Northwestern, 1/20/52
Big Ten	28—Al Rudd vs Michigan, 1/8/76	17—Joe Chrnlich vs Illinois, 2/12/77	10—Dick Cable vs Northwestern, 1/20/52
	28—James Gregory vs Northwestern, 2/19/77		
	28—Joe Chrnlich vs Iowa, 3/5/77 (2ot)		
Sophomore	39—Rick Olson vs Michigan, 1/14/84	26—Mark Zubor vs Gonzaga, 12/17/63	11—Dick Cable vs California, 12/20/52
			11—Joe Chrnlich vs Canisius, 12/3/77
			11—Wes Matthews vs Northwestern, 2/24/79
			11—Mike Heineman vs Northwestern, 3/9/85
Big Ten	39—Rick Olson vs Michigan, 1/14/84	18—Chuck Dahlke vs Michigan State, 2/24/51	11—Wes Matthews vs Northwestern, 2/24/79
			11—Mike Heineman vs Northwestern, 3/9/85
Junior	42—Ken Barnes vs Indiana, 3/8/65	30—Paul Morrow vs Purdue, 1/3/53	13—Wes Matthews vs Army, 12/30/79
Big Ten	42—Ken Barnes vs Indiana, 3/8/65	30—Paul Morrow vs Purdue, 1/3/53	11—Jimmy Smith vs Northwestern, 2/19/77
Senior	38—Joe Franklin vs Michigan State, 1/16/68	27—Joe Franklin vs Purdue, 3/2/68	10—Tony Stracka vs Illinois, 2/13/54
			10—Mike Heineman vs E. Illinois, 12/22/86
Big Ten	38—Joe Franklin vs Michigan State, 1/16/68	27—Joe Franklin vs Purdue, 3/2/68	10—Tony Stracka vs Illinois, 2/13/54

The Last Time . . .

- Had A Sellout**—11,898, vs Indiana, Mar. 3, 1990
- A UW Player Scored 40 Points in a Game**—42, by Ken Barnes vs Indiana, Mar. 8, 1965
- A UW Player Scored 30 Points in a Game**—30, by Tim Locum vs. Western Kentucky, Nov. 25, 1989
- A UW Player Scored 15 Field Goals in a Game**—15, by Rick Olson vs Purdue, Jan. 9, 1985
- 3 UW Players Scored 20 Points in a Game**—Claude Gregory (22), Joe Chrnlich (21), Wes Matthews (20) vs Northwestern, Jan. 11, 1979
- 2 UW Players Scored 20 Points in a Game**—Willie Simms (22) and Tim Locum (20), vs Minnesota, Jan. 22, 1990
- A UW Player Had 15 Rebounds in a Game**—16, by Patrick Tompkins vs Purdue, Jan. 17, 1990
- 2 UW Players Had 10 Rebounds in a Game**—Patrick Tompkins (16) and Willie Simms (10) vs Marquette, Feb. 19, 1990
- There Were 5 UW Players in Double Figures**—Larry Hisle (19), Brian Good (15), Tim Locum (14), Danny Jones (10) and Willie Simms (10) vs. Iowa, Feb. 10, 1990

Year-by-Year Results

1898-1899 (0-3)

Coach: Dr. J.C. Elsom			Capt. Walter Hirschberg	
W/L Date	WIS	Opponent	OPP	Played at
L Jan. 21 15	@	Milw. Nor. Alum.	25	Milwaukee
L Feb. 18 18	@	Lawrence	20	Appleton
L Mar. 4 10	MILW. NOR. ALUM.		13	Madison

1899-1900 (1-1)

Coach: Dr. J.C. Elsom			Capt. Walter Hirschberg	
L Feb. 17 15	@	Minnesota	17	Minneapolis
W Feb. 23 25	@	Wayland Academy	15	Beaver Dam

1900-1901 (1-1)

Coach: Dr. J.C. Elsom			Capt. Walter Hirschberg	
W Jan. 18 35	@	Wayland Academy	22	Beaver Dam
L Feb. 23 15	@	Minnesota	42	Minneapolis

1901-1902 (7-3)

Coach: Dr. J.C. Elsom			Capt. Henry Helmholz	
W Dec. 13 32	@	Lewis Institute	21	Chicago
W Dec. 14 20	@	Armour Institute	14	Chicago
W Dec. 27 37	@	Milwaukee Normal	18	Milwaukee
L Jan. 1 20	vs.	Yale	35	Milwaukee
W Jan. 4 48	@	Milw. Nor. Alum.	12	Milwaukee
W Jan. 11 59	@	LaCrosse YMCA	16	LaCrosse
W Jan. 25 51	@	Lawrence	20	Appleton
W Feb. 15 18	@	Sun Prairie	9	Sun Prairie
L Feb. 22 10	@	Minnesota	30	Minneapolis
L Mar. 7 21	@	Ripon	28	Ripon

1902-1903 (5-2)

Coach: Dr. J.C. Elsom			Capt. John C. Potter	
W Nov. 28 45	@	Sheboygan YMCA	16	Sheboygan
W Dec. 19 34	@	Dubuque YMCA	14	Dubuque
L Feb. 21 11	@	Minnesota	33	Minneapolis
L Feb. 28 17	@	Fond du Lac Co. E.	21	Fond du Lac
W Mar. 6 42	@	Duluth YMCA	16	Duluth
W Mar. 7 27	@	W. Superior Normal	9	Superior
W Mar. 13 37	@	Wausau YMCA	33	Wausau

1903-1904 (10-4)

Coach: Dr. J.C. Elsom			Capt. Harvey Schofield	
W Nov. 27 26	@	Sheboygan*	24	Sheboygan
L Nov. 28 18	@	Milwaukee AC	30	Milwaukee
L Dec. 19 19	@	Chicago YMCA	62	Chicago
W Dec. 29 27	@	West H.S., Milwaukee	20	Milwaukee
W Feb. 5 39	@	Oshkosh YMCA	28	Oshkosh
W Feb. 6 25	@	Fond du Lac Co. E.	21	Fond du Lac
W Feb. 20 35	MILWAUKEE AC		13	Madison
W Feb. 27 41	@	Northwestern Watertown	31	Watertown
W Mar. 1 30	@	Grinnell	28	Grinnell
W Mar. 2 29	@	Highland Park Col.	21	Des Moines
L Mar. 3 16	@	Sioux City YMCA	44	Sioux City
W Mar. 4 47	@	Nebraska Wesleyan	32	Lincoln
L Mar. 5 22	@	Nebraska	25	Lincoln
W Mar. 11 22	CO. G, MADISON**		15	Madison
W Mar. 18 48	@	Co. F, Portage	17	Portage

*Game ended in a tie (24-24) but Sheboygan refused to play off the tie and consequently according to basketball rules lost the game.

**Played by varsity seconds.

1904-1905 (10-8)

Coach: Emmett Angell			Capt. Chris Steinmetz	
W Dec. 2 75	@	Co. G, Sparta	10	Sparta
W Dec. 3 54	@	La Crosse	16	La Crosse
W Dec. 27 45	@	Sheboygan	28	Sheboygan
W Dec. 28 26	@	Co. G, Appleton	12	Appleton
W Dec. 29 55	@	Co. F, Oconto	17	Oconto
L Dec. 30 30	@	Two Rivers AC	31	Two Rivers
W Jan. 7 80	BELOIT		10	Madison
L Jan. 12 22	@	Ohio State	25	Columbus
W Jan. 13 26	@	Rochester U.	17	Rochester, NY
L Jan. 14 22	@	Wash. Continentals	26	Schenectady, NY
L Jan. 16 27	@	Co. E, New York	34	Albany
L Jan. 17 15	@	Columbia	21	New York
L Jan. 18 20	@	Institute AC	31	Newark
W Jan. 19 41	@	Sharon AC	34	Sharon, PA
L Jan. 20 31	@	Buckland Guards	34	Fremont OH
L Jan. 21 31	@	Oberlin	41	Oberlin, OH
W Mar. 3 52	@	Co. F, Portage	28	Portage
W Mar. 17 29	@	Chicago	24	Chicago

1905-1906 (12-2) (6-2, Big Ten)

Coach: Emmett Angell			Capt. James Bush	
W Dec. 14 35	@	Manitowoc	25	Manitowoc
W Dec. 15 30	@	Menasha	22	Menasha
W Dec. 16 30	@	Oshkosh Normal	21	Oshkosh
W Jan. 13 25	LAWRENCE		20	Madison
W Jan. 19 37	@	Armour Institute	15	Chicago
W Jan. 20 34	@	Purdue	14	Lafayette
W Feb. 3 31	PURDUE		15	Madison
W Feb. 23 31	MINNESOTA		24	Madison
L Mar. 2 18	@	Chicago	35	Chicago
W Mar. 3 36	@	Illinois	32	Champaign
W Mar. 9 22	CHICAGO		19	Madison
W Mar. 10 1	ILLINOIS*		0	Madison
W Mar. 16 31	@	Co. C, Hudson	20	Hudson
L Mar. 17 10	Minnesota		16	Minneapolis

*Forfeit

1906-1907 (11-3) (6-2, Big Ten)

BIG TEN CO-CHAMPIONS			Capt. Charles Scribner	
Coach: Emmett Angell				
W Dec. 8 38	MILTON COLLEGE		14	Madison
W Dec. 14 41	RIPON		20	Madison
L Jan. 4 9	COLUMBIA		30	Madison
W Jan. 11 29	@	Stout	19	Menomonee
L Jan. 12 11	@	Minnesota	18	Minneapolis
W Jan. 18 38	@	Beloit	11	Beloit
W Jan. 19 22	@	Illinois	16	Urbana
W Jan. 25 33	@	Purdue	27	Lafayette
L Jan. 26 14	@	Chicago	24	Chicago
W Feb. 1 47	ILLINOIS		13	Madison
W Feb. 21 35	NEBRASKA		31	Madison
W Mar. 6 22	CHICAGO		11	Madison
W Mar. 9 31	MINNESOTA		20	Madison
W Mar. 15 37	PURDUE		10	Madison

1907-1908 (10-2) (7-1, Big Ten)

Coach: Emmett Angell			Capt. Harlan Rogers	
W Dec. 14 38	BELOIT		13	Madison
W Dec. 20 42	ALUMNI		22	Madison
W Jan. 17 28	@	Purdue	24	Lafayette
W Jan. 18 28	@	Illinois	20	Champaign
W Jan. 23 34	PURDUE		13	Madison
W Jan. 25 37	CHICAGO		17	Madison
W Jan. 31 29	MINNESOTA		16	Madison
L Feb. 28 19	@	Chicago	24	Chicago
W Mar. 3 34	NEBRASKA		4	Madison
W Mar. 7 34	@	Minnesota	14	Minneapolis
W Mar. 9 27	ILLINOIS		14	Madison
L Mar. 12 16	CHICAGO		18	Madison

Note: Badgers lost Big Ten Title Play-off to Chicago 18-16

1908-1909 (8-4) (5-4, Big Ten)

Coach: Haskell Noyes			Capt. Helmer Swenholt	
W Dec. 19 53	LAWRENCE		13	Madison
W Jan. 8 36	RIPON		10	Madison
W Jan. 13 52	BELOIT		4	Madison
L Jan. 15 20	@	Purdue	23	Lafayette
L Jan. 16 19	@	Illinois	28	Champaign
W Jan. 23 20	ILLINOIS		10	Madison
W Jan. 30 14	@	Minnesota	13	Minneapolis
L Feb. 6 15	CHICAGO		18	Madison
W Feb. 27 29	PURDUE		6	Madison
W Mar. 1 30	IOWA		9	Madison
L Mar. 6 4	@	Chicago	18	Chicago
W Mar. 9 37	MINNESOTA		14	Madison

1909-1910 (9-5) (7-5, Big Ten)

Coach: Haskell Noyes			Capt. William Witt	
W Dec. 15 24	BELOIT		9	Madison
W Dec. 17 32	RIPON		5	Madison
W Jan. 8 55	NORTHWESTERN		9	Madison
W Jan. 15 28	ILLINOIS		16	Madison
L Jan. 21 14	@	Illinois	34	Urbana
L Jan. 22 17	@	Purdue	29	Lafayette
L Jan. 28 14	@	Chicago	16	Chicago
L Jan. 29 11	@	Indiana	13	Bloomington
W Feb. 5 24	MINNESOTA		14	Madison
L Feb. 25 9	@	Minnesota	16	Minneapolis
W Feb. 26 39	@	Northwestern	11	Evanson
W Mar. 5 11	CHICAGO		10	Madison
W Mar. 7 33	INDIANA		8	Madison
W Mar. 12 38	PURDUE		14	Madison

1910-1911 (9-6) (6-6, Big Ten)

Coach: Haskell Noyes			Capt. Albert Birch	
W Dec. 10 32	BELOIT		9	Madison
W Dec. 17 43	RIPON		8	Madison
W Jan. 7 39	LAWRENCE		9	Madison
L Jan. 13 16	@	Purdue	34	Lafayette
W Jan. 14 29	@	Northwestern	9	Evanson
W Jan. 21 20	ILLINOIS		17	Madison
W Jan. 28 46	CHICAGO		22	Madison
W Feb. 3 51	INDIANA		9	Madison
L Feb. 4 16	@	Minnesota	17	Minneapolis
W Feb. 24 45	PURDUE		17	Madison
L Mar. 1 13	MINNESOTA		21	Madison
L Mar. 4 22	@	Chicago	24	Chicago
W Mar. 8 23	NORTHWESTERN		11	Madison
L Mar. 10 18	@	Indiana	21	Bloomington
L Mar. 11 18	@	Illinois	21	Champaign

1911-1912 (15-0) (12-0, Big Ten)

BIG TEN CHAMPIONS			Capt. Walter Scoville	
Coach: W.E. Meanwell				
W Dec. 9 31	BELOIT		18	Madison
W Dec. 16 54	RIPON		13	Madison
W Dec. 20 20	@	Beloit	12	Beloit
W Jan. 5 38	@	Iowa	12	Iowa City
W Jan. 6 32	@	Northwestern	19	Evanson
W Jan. 13 27	ILLINOIS		10	Madison
W Jan. 20 22	MINNESOTA		12	Madison
W Jan. 27 18	@	Chicago	15	Chicago
W Feb. 12 30	IOWA		5	Madison
W Feb. 17 51	INDIANA		10	Madison
W Feb. 24 46	NORTHWESTERN		11	Madison
W Mar. 2 34	CHICAGO		24	Madison
W Mar. 9 29	@	Minnesota (OT)	26	Minneapolis
W Mar. 15 23	@	Illinois	15	Urbana
W Mar. 16 32	@	Indiana	21	Bloomington

1912-1913 (14-1) (11-1, Big Ten)

BIG TEN CHAMPIONS			Capt. John Van Riper	
Coach: W.E. Meanwell				
W Dec. 7 40	RIPON		13	Madison
W Dec. 12 33	BELOIT		10	Madison
W Dec. 18 44	LAKE FOREST		15	Madison
W Jan. 11 16	@	Illinois	15	Urbana
W Jan. 13 25	@	Purdue	15	Lafayette
W Jan. 18 19	@	Minnesota	11	Minneapolis
W Jan. 21 22	OHIO STATE		11	Madison
W Jan. 25 31	CHICAGO		18	Madison
W Feb. 13 30	@	Indiana	19	Bloomington
W Feb. 15 27	@	Ohio State	22	Columbus
W Feb. 21 18	ILLINOIS		13	Madison
W Feb. 25 29	MINNESOTA		11	Madison
W Feb. 27 48	INDIANA		10	Madison
W Mar. 1 22	PURDUE		19	Madison
L Mar. 7 10	@	Chicago	23	Chicago

1913-1914 (15-0) (12-0, Big Ten)

BIG TEN CHAMPIONS			Capt. Conrad E. Van Gent	
Coach: W.E. Meanwell				
W Dec. 13 48	KNOX		15	Madison
W Dec. 18 45	BELOIT		15	Madison
W Jan. 6 50	PARSONS COLLEGE		0	Madison
W Jan. 10 26	@	Illinois	25	Urbana
W Jan. 12 57	@	Indiana	15	Bloomington
W Jan. 17 28	MINNESOTA		7	Madison
W Jan. 24 16	@	Chicago	14	Chicago
W Feb. 10 38	NORTHWESTERN		9	Madison
W Feb. 13 25	PURDUE (OT)		20	Madison
W Feb. 17 33	@	Northwestern	26	Evanson
W Feb. 20 29	ILLINOIS		16	Madison
W Feb. 24 46	INDIANA		24	Madison
W Feb. 28 27	@	Minnesota	9	Minneapolis
W Mar. 6 25	CHICAGO		18	Madison
W Mar. 10 27	@	Purdue	13	Lafayette

1914-1915 (13-4) (8-4, Big Ten)

Coach: W.E. Meanwell			Capt. Ernest Lange	
W Dec. 11 28				

L Feb. 8 19 @ Illinois	39 Urbana
L Feb. 13 17 ILLINOIS	19 Madison
W Feb. 16 26 @ Ohio State	17 Columbus
W Feb. 19 26 PURDUE	21 Madison
W Feb. 27 31 MINNESOTA	7 Madison
W Mar. 6 23 OHIO STATE	12 Madison
L Mar. 12 18 @ Chicago	30 Chicago

L Mar. 1 12 MINNESOTA	23 Madison
W Mar. 8 25 @ Chicago	15 Chicago
W Mar. 10 27 @ Iowa	29 Iowa City
L Mar. 15 12 INDIANA	22 Madison

1915-1916 (20-1) (11-1, Big Ten)

BIG TEN CHAMPIONS
Coach: W.E. Meanwell Capt. Mel Haas

W Dec. 10 38 BELOIT	11 Madison
W Dec. 15 46 LAWRENCE	16 Madison
W Dec. 30 27 @ Ripon*	15 Ripon
W Dec. 30 41 @ Ripon Reserves*	7 Ripon
W Dec. 31 51 @ Milwaukee Normal**	12 Milwaukee
W Jan. 1 24 @ Milw. Nor. Alum.S	18 Milwaukee
W Jan. 1 39 @ Milwaukee NormalSS	8 Milwaukee
W Jan. 3 24 WABASH	14 Madison
W Jan. 8 33 @ Purdue	17 Lafayette
W Jan. 10 36 @ Iowa (OT)	31 Iowa City
W Jan. 15 31 MINNESOTA	11 Madison
W Jan. 18 22 NORTHWESTERN	18 Madison
L Jan. 22 20 @ Illinois	27 Urbana
W Jan. 29 29 @ Chicago	18 Chicago
W Feb. 14 25 NEBRASKA WESLEYAN	20 Madison
W Feb. 19 34 ILLINOIS	14 Madison
W Feb. 25 35 PURDUE	22 Madison
W Feb. 28 39 IOWA#	17 Madison
W Mar. 4 32 @ Minnesota	14 Minneapolis
W Mar. 8 24 CHICAGO	12 Madison
W Mar. 11 24 @ Northwestern	21 Evanston

* Varsity and varsity reserve seconds played 1/2 of each game.
** Varsity seconds aided by varsity in last few minutes.
\$ Varsity seconds
\$\$ Varsity
Score also listed as 37-19

1916-1917 (15-3) (9-3, Big Ten)

BIG TEN CHAMPIONS
Coach: W.E. Meanwell Capts. George Levis
Harold Olson

W Dec. 9 58 BELOIT	11 Madison
W Dec. 13 30 RIPON	17 Madison
W Dec. 16 50 NORTHWESTERN COLLEGE	21 Madison
W Dec. 20 41 LAWRENCE	14 Madison
W Dec. 21 35 @ Milwaukee Normal "M" Club	23 Milwaukee
W Jan. 3 24 @ Ripon	20 Ripon
W Jan. 6 30 @ Ohio State	22 Columbus
W Jan. 8 29 @ Northwestern (OT)	21 Evanston
L Jan. 13 25 @ Minnesota	33 Minneapolis
W Jan. 20 25 ILLINOIS	14 Madison
L Jan. 26 13 CHICAGO	21 Madison
W Feb. 12 23 NORTHWESTERN	21 Madison
W Feb. 17 40 OHIO STATE	15 Madison
L Feb. 24 17 @ Illinois	20 Urbana
W Mar. 3 25 @ Chicago	16 Chicago
W Mar. 6 29 INDIANA	14 Madison
W Mar. 10 16 MINNESOTA	13 Madison
W Mar. 15 18 @ Indiana	16 Bloomington

1917-1918 (14-3) (9-3, Big Ten)

BIG TEN CHAMPIONS
Coach: Guy Lowman Capt. William Chandler

W Dec. 8 26 BELOIT	21 Madison
W Dec. 13 33 RIPON	13 Madison
W Dec. 15 18 NORTHWESTERN COLLEGE	13 Madison
W Dec. 19 15 MARQUETTE	14 Madison
W Jan. 2 35 @ Ripon	16 Ripon
L Jan. 5 17 @ Northwestern	33 Evanston
W Jan. 8 36 @ Iowa	22 Iowa City
W Jan. 19 22 @ Illinois	21 Champaign
W Jan. 21 34 IOWA	19 Madison
W Jan. 26 21 PURDUE	16 Madison
L Feb. 16 21 @ Chicago	23 Chicago
W Feb. 23 23 ILLINOIS	15 Madison
W Mar. 2 18 @ Minnesota	17 Minneapolis
W Mar. 7 26 NORTHWESTERN	18 Madison
W Mar. 9 16 CHICAGO	13 Madison
W Mar. 13 24 @ Purdue	18 Lafayette
L Mar. 16 11 MINNESOTA	19 Madison

1918-1919 (5-11) (3-9, Big Ten)

BIG TEN CHAMPIONS
Coach: Guy Lowman Capt. Anthony Zuffer

W Dec. 27 16 @ Camp Grant (OT)	15 Camp Grant
L Dec. 28 14 @ Great Lakes	43 Great Lakes
W Dec. 30 39 @ Milwaukee Normal	18 Milwaukee
L Jan. 4 12 GREAT LAKES	14 Madison
L Jan. 11 15 NORTHWESTERN	20 Madison
L Jan. 18 11 @ Minnesota	38 Minneapolis
L Jan. 25 15 ILLINOIS	25 Madison
L Feb. 1 19 CHICAGO	24 Madison
W Feb. 10 29 IOWA	18 Madison
L Feb. 15 14 @ Illinois	16 Urbana
L Feb. 22 23 @ Northwestern	32 Evanston
W Feb. 24 29 @ Indiana	16 Bloomington

1919-1920 (15-5) (7-5, Big Ten)

BIG TEN CO-CHAMPIONS
Coach: Guy Lowman Capt. Harold Knapp

W Dec. 5 36 RIVER FALLS NORMAL	17 Madison
W Dec. 13 19 RIPON (OT)	16 Madison
W Dec. 16 33 BELOIT	11 Madison
W Dec. 19 20 @ Ripon	13 Ripon
W Dec. 20 17 @ Oshkosh Normal	7 Oshkosh
W Jan. 1 36 @ Milwaukee Normal	10 Milwaukee
W Jan. 3 27 @ Great Lakes	19 Great Lakes
W Jan. 5 35 @ Iowa	18 Iowa City
W Jan. 10 33 GREAT LAKES	15 Madison
L Jan. 17 19 @ Chicago	37 Chicago
L Jan. 19 20 IOWA	21 Madison
L Jan. 24 20 @ Illinois	43 Urbana
W Jan. 31 28 MINNESOTA	12 Madison
W Feb. 14 40 MICHIGAN	13 Madison
W Feb. 21 33 ILLINOIS	29 Madison
W Feb. 24 31 OHIO STATE	27 Madison
L Feb. 28 26 @ Minnesota	32 Minneapolis
L Mar. 6 20 @ Michigan	23 Ann Arbor
W Mar. 8 34 @ Ohio State	22 Columbus
W Mar. 12 26 CHICAGO	17 Madison

1920-1921 (13-4) (8-4, Big Ten)

BIG TEN CO-CHAMPIONS
Coach: W.E. Meanwell Capt. Warren Taylor

W Dec. 10 29 KNOX	16 Madison
W Dec. 12 28 RIVER FALLS NORMAL	8 Madison
W Dec. 17 24 @ LaCrosse Normal	12 LaCrosse
W Dec. 18 23 @ Marquette	18 Milwaukee
W Dec. 29 24 SOUTH DAKOTA AGGIES	11 Madison
L Jan. 3 12 @ Northwestern	13 Evanston
W Jan. 8 27 @ Michigan	24 Ann Arbor
L Jan. 15 27 @ Chicago	39 Chicago
W Jan. 22 23 ILLINOIS	18 Madison
W Jan. 24 25 MICHIGAN	17 Madison
L Jan. 29 21 @ Minnesota	22 Minneapolis
W Feb. 12 22 NORTHWESTERN	10 Madison
L Feb. 19 9 @ Illinois	17 Champaign
W Feb. 21 40 @ Ohio State	21 Columbus
W Feb. 26 25 CHICAGO	19 Madison
W Mar. 5 18 MINNESOTA	12 Madison
W Mar. 8 34 OHIO STATE	24 Madison

1921-1922 (14-5) (8-4, Big Ten)

BIG TEN CO-CHAMPIONS
Coach: W.E. Meanwell Capt. Duke Caesar

W Dec. 10 27 MICHIGAN AGGIES	13 Madison
L Dec. 16 20 BUTLER	26 Madison
W Dec. 17 27 RIPON	17 Madison
W Dec. 20 15 KNOX	9 Madison
W Dec. 22 23 @ Milwaukee Normal "M" Club	19 Milwaukee
W Dec. 23 24 @ LaCrosse Normal	21 LaCrosse
W Jan. 3 27 NEBRASKA	14 Madison
W Jan. 7 18 @ Iowa	15 Iowa City
W Jan. 9 21 @ Northwestern	9 Evanston
W Jan. 14 18 MICHIGAN (OT)	16 Madison
L Jan. 21 15 MINNESOTA	17 Madison
W Feb. 10 25 ILLINOIS	23 Madison
L Feb. 13 18 IOWA	24 Madison
L Feb. 18 17 @ Michigan	18 Ann Arbor
W Feb. 22 23 NORTHWESTERN	11 Madison
L Feb. 27 35 @ Illinois	37 Champaign
W Mar. 4 34 @ Minnesota	20 Minneapolis
W Mar. 8 24 CHICAGO	17 Madison
W Mar. 11 31 @ Chicago	24 Chicago

1922-1923 (12-3) (11-1, Big Ten)

BIG TEN CO-CHAMPIONS
Coach: W.E. Meanwell Capt. Gus Tebell

L Dec. 15 13 BUTLER	20 Madison
W Dec. 19 37 LOMBARD	9 Madison
L Jan. 3 8 MARQUETTE	9 Madison
W Jan. 6 21 @ Northwestern	10 Evanston
W Jan. 8 17 @ Indiana	10 Bloomington
W Jan. 13 24 CHICAGO	11 Madison
W Jan. 20 24 @ Minnesota	12 Minneapolis
L Feb. 6 13 @ Purdue	17 Lafayette
W Feb. 14 18 @ Michigan	15 Ann Arbor
W Feb. 19 16 MICHIGAN	11 Madison
W Feb. 24 20 PURDUE	19 Madison
W Mar. 3 36 MINNESOTA	10 Madison
W Mar. 5 29 NORTHWESTERN	17 Madison
W Mar. 10 33 @ Chicago	11 Chicago
W Mar. 12 35 INDIANA	17 Madison

1923-1924 (11-5-1) (8-4, Big Ten)

BIG TEN CO-CHAMPIONS
Coach: W.E. Meanwell Capt. Douglas Gibson

W Dec. 8 53 MILLIKEN	13 Madison
L Dec. 14 25 DEPAUW*	25 Madison
W Dec. 19 27 @ Marquette	7 Milwaukee
L Jan. 2 18 FRANKLIN	21 Madison
W Jan. 5 23 @ Indiana	21 Bloomington
W Jan. 12 25 @ Northwestern	10 Evanston
W Jan. 14 28 INDIANA	27 Madison
L Jan. 26 18 @ Chicago	35 Chicago
W Feb. 12 25 BUTLER	23 Madison
W Feb. 16 13 ILLINOIS	12 Madison
L Feb. 23 13 @ Ohio State	27 Columbus
L Feb. 25 20 @ Illinois	31 Champaign
W Mar. 1 23 NORTHWESTERN	14 Madison
W Mar. 3 30 OHIO STATE	20 Madison
L Mar. 8 19 @ Iowa	22 Iowa City
W Mar. 11 36 IOWA	26 Madison
W Mar. 15 30 CHICAGO	14 Madison

1924-1925 (6-11) (3-9, Big Ten)

BIG TEN CO-CHAMPIONS
Coach: W.E. Meanwell Capt. Marshall Diebold

W Dec. 12 21 WABASH	20 Madison
L Dec. 19 16 BUTLER	22 Madison
W Dec. 22 29 GRINNELL	15 Madison
W Jan. 6 27 DEPAUW	22 Madison
L Jan. 10 14 @ Minnesota	16 Minneapolis
L Jan. 13 20 OHIO STATE	27 Madison
L Jan. 19 12 @ Michigan	14 Ann Arbor
L Jan. 24 14 MINNESOTA	25 Madison
L Feb. 11 11 FRANKLIN	26 Madison
W Feb. 16 16 IOWA	15 Madison
L Feb. 21 25 @ Illinois	35 Urbana
L Feb. 23 22 PURDUE	30 Madison
L Feb. 28 16 MICHIGAN	27 Madison
W Mar. 3 25 @ Iowa	23 Iowa City
W Mar. 9 24 ILLINOIS	9 Madison
L Mar. 12 26 @ Purdue	32 Lafayette
L Mar. 14 23 @ Ohio State	37 Columbus

1925-1926 (8-9) (4-8, Big Ten)

BIG TEN CO-CHAMPIONS
Coach: W.E. Meanwell Capt. Henry Brooks

L Dec. 7 11 NORTH DAKOTA AGGIES	16 Madison
W Dec. 12 48 SOUTH DAKOTA AGGIES	9 Madison
W Dec. 18 42 @ Marquette	26 Milwaukee
W Jan. 2 32 DEPAUW	31 Madison
W Jan. 5 36 MINNESOTA	24 Madison
W Jan. 11 33 INDIANA	31 Madison
L Jan. 16 15 CHICAGO	17 Madison
W Jan. 23 35 NORTHWESTERN	27 Madison
W Feb. 5 31 BUTLER	24 Madison
W Feb. 13 26 @ Chicago	23 Chicago
L Feb. 16 26 @ Northwestern	36 Evanston
L Feb. 20 21 PURDUE	29 Madison
L Feb. 22 13 @ Michigan	22 Ann Arbor
L Feb. 26 31 @ Purdue	32 Lafayette
L Mar. 1 23 MICHIGAN (OT)	24 Madison
L Mar. 5 19 @ Minnesota	31 Minneapolis
L Mar. 9 20 @ Indiana	35 Bloomington

1926-1927 (10-7) (7-5, Big Ten)

BIG TEN CO-CHAMPIONS
Coach: W.E. Meanwell Capts. Ralph Merkle
Rollie Barnam

L Dec. 17 24 FRANKLIN	27 Madison
W Dec. 22 29 @ Marquette	26 Milwaukee
W Dec. 30 24 DEPAUW	20 Madison
W Jan. 3 31 vs. Syracuse	24 Cleveland
L Jan. 8 23 INDIANA	28 Madison
W Jan. 10 25 OHIO STATE	16 Madison
W Jan. 15 28 @ Northwestern	18 Evanston
W Jan. 17 33 @ Chicago (OT)	30 Chicago
W Jan. 22 25 NORTHWESTERN	24 Madison
L Feb. 8 14 NOTRE DAME	19 Madison
W Feb. 12 31 CHICAGO	20 Madison
L Feb. 19 16 @ Ohio State	20 Columbus
W Feb. 22 24 IOWA	21 Madison
L Feb. 26 23 @ Indiana	31 Bloomington
L Feb. 28 28 @ Illinois	32 Champaign
W Mar. 5 39 ILLINOIS	13 Madison
L Mar. 11 17 @ Iowa	26 Iowa City

1927-1928 (13-4) (9-3, Big Ten)

BIG TEN CO-CHAMPIONS
Coach: W.E. Meanwell Capt. Louis Behr

W Dec. 10 18 COE COLLEGE	6 Madison
W Dec. 16 25 BUTLER	18 Madison
W Dec. 19 32 DEPAUW	17 Madison
W Jan. 2 36 OREGON STATE	21 Madison
W Jan. 7 30 @ Ohio State	13 Columbus
W Jan. 9 26 MICHIGAN	22 Madison
W Jan. 14 35 @ Minnesota	26 Minneapolis
L Jan. 16 33 ILLINOIS	34 Madison

Year-by-Year Results

L Feb. 7 14	NOTRE DAME	21	Madison
W Feb. 11 38	MINNESOTA	18	Madison
W Feb. 18 21	OHIO STATE	18	Madison
W Feb. 20 31	@ Iowa	21	Iowa City
W Feb. 23 28	PURDUE	22	Madison
L Feb. 25 15	@ Purdue	31	Lafayette
W Mar. 3 20	IOWA	17	Madison
L Mar. 5 19	@ Michigan	42	Ann Arbor
L Mar. 9 32	@ Illinois	22	Champaign

1928-1929 (15-2) (10-2, Big Ten)

BIG TEN CO-CHAMPIONS

Coach: W.E. Meanwell				Capts. John Doyle Elmer Tenhopen			
W Dec. 10 37	FRANKLIN COLLEGE	19	Madison				
W Dec. 15 34	vs. Pittsburgh	24	Milwaukee				
W Dec. 29 29	LOMBARD	12	Madison				
W Jan. 1 32	CARLETON	24	Madison				
W Jan. 5 29	@ Minnesota	21	Minneapolis				
L Jan. 7 23	MICHIGAN	31	Madison				
W Jan. 12 33	@ Chicago	21	Chicago				
W Jan. 14 24	INDIANA	20	Madison				
W Jan. 19 39	MINNESOTA	17	Madison				
W Jan. 21 31	@ Purdue	26	Lafayette				
W Feb. 12 48	BRADLEY TECH	22	Madison				
W Feb. 16 27	@ Indiana	25	Bloomington				
W Feb. 18 37	NORTHWESTERN	23	Madison				
W Feb. 23 31	@ Northwestern	25	Evanston				
W Feb. 25 27	PURDUE	24	Madison				
L Mar. 4 22	@ Michigan	37	Ann Arbor				
W Mar. 9 19	CHICAGO	15	Madison				

1929-1930 (15-2) (8-2, Big Ten)

Coach: W.E. Meanwell				Capt. Harold Foster			
W Dec. 14 28	MONMOUTH	10	Madison				
W Dec. 19 27	CARLETON	18	Madison				
W Dec. 28 22	LOMBARD	11	Madison				
W Dec. 31 34	IOWA STATE	17	Madison				
L Jan. 4 14	@ Northwestern	23	Evanston				
W Jan. 11 32	@ Ohio State	25	Columbus				
W Jan. 18 14	ILLINOIS	9	Madison				
W Jan. 20 33	CHICAGO	23	Madison				
W Jan. 23 23	@ Indiana	21	Bloomington				
W Feb. 8 22	CARROLL	13	Madison				
W Feb. 11 29	MARQUETTE	15	Madison				
W Feb. 13 29	@ Marquette	22	Milwaukee				
W Feb. 15 29	NORTHWESTERN	22	Madison				
L Feb. 22 21	@ Chicago	23	Chicago				
W Feb. 24 23	ILLINOIS	17	Madison				
W Mar. 3 32	OHIO STATE	23	Madison				
W Mar. 8 34	INDIANA	23	Madison				

1930-1931 (8-9) (4-8, Big Ten)

Coach: W.E. Meanwell				Capts. John Paul Ed Chimelewski			
W Dec. 13 17	CARROLL	14	Madison				
W Dec. 18 25	PENNSYLVANIA	12	Madison				
W Dec. 22 37	MISSOURI	9	Madison				
L Dec. 30 14	@ Marquette	16	Milwaukee				
W Jan. 5 12	@ Illinois	9	Champaign				
L Jan. 10 19	@ Ohio State	29	Columbus				
L Jan. 12 17	@ Michigan	23	Ann Arbor				
W Jan. 17 24	IOWA	13	Madison				
L Jan. 19 26	@ Minnesota	28	Minneapolis				
W Jan. 24 30	ILLINOIS	20	Madison				
W Feb. 9 39	WASHINGTON (St. L)	9	Madison				
L Feb. 14 15	MINNESOTA	42	Madison				
L Feb. 16 17	@ Iowa	19	Iowa City				
L Feb. 21 27	@ Purdue	46	Lafayette				
W Feb. 23 28	OHIO STATE	24	Madison				
L Feb. 28 15	MICHIGAN	26	Madison				
L Mar. 2 17	PURDUE	24	Madison				

1931-1932 (8-10) (3-9, Big Ten)

Coach: W.E. Meanwell				Capt. Marv Steen			
W Dec. 11 30	BRIGHAM YOUNG	16	Madison				
W Dec. 15 30	PITTSBURGH	29	Madison				
L Dec. 21 23	@ Marquette	26	Milwaukee				
W Dec. 30 32	MARYLAND (OT)	30	Madison				
L Jan. 4 30	@ Northwestern (OT)	31	Evanston				
L Jan. 9 18	MICHIGAN	24	Madison				
L Jan. 11 22	@ Purdue	38	Lafayette				
W Jan. 16 24	@ Chicago	18	Chicago				
L Jan. 18 24	NORTHWESTERN	28	Madison				
W Feb. 8 18	MARQUETTE	16	Madison				
W Feb. 10 28	BUTLER	17	Madison				
L Feb. 15 21	@ Indiana	33	Bloomington				
L Feb. 20 17	@ Minnesota	43	Minneapolis				
W Feb. 22 34	CHICAGO	23	Madison				
L Feb. 27 21	PURDUE	28	Madison				
L Feb. 29 13	@ Michigan	33	Ann Arbor				
W Mar. 5 35	INDIANA	26	Madison				
L Mar. 7 21	MINNESOTA	23	Madison				

1932-1933 (7-13) (4-8, Big Ten)

Coach: W.E. Meanwell				Capt. Ray Wickman			
L Dec. 10 29	CARLETON	34	Madison				
L Dec. 17 16	MARQUETTE	18	Madison				
W Dec. 22 22	@ Maryland	13	College Park				
W Dec. 30 26	MICHIGAN STATE	16	Madison				
L Jan. 3 16	@ Marquette	22	Milwaukee				
W Jan. 7 26	CHICAGO	17	Madison				
W Jan. 9 21	IOWA	19	Madison				
W Jan. 14 38	@ Indiana (OT)	37	Bloomington				
L Jan. 16 22	@ Northwestern	40	Evanston				
W Feb. 3 28	LOYOLA (CHICAGO)	26	Madison				
L Feb. 6 30	OHIO STATE	31	Madison				
L Feb. 11 25	@ Illinois	38	Champaign				
L Feb. 13 25	@ Iowa	31	Iowa City				
L Feb. 18 28	INDIANA (OT)	29	Madison				
L Feb. 20 15	ILLINOIS	29	Madison				
L Feb. 25 28	NORTHWESTERN	30	Madison				
L Feb. 27 24	@ Stevens Point	28	Wis. Rapids				
L Mar. 4 20	@ Ohio State	37	Columbus				
W Mar. 6 28	@ Chicago	16	Chicago				
L Mar. 7 24	@ Loyola (Chicago)	39	Chicago				

1933-1934 (14-6) (8-4, Big Ten)

Coach: W.E. Meanwell				Capt. Chub Poser			
W Dec. 4 47	RIPON	18	Madison				
W Dec. 8 38	CARLETON	18	Madison				
W Dec. 11 44	CARROLL	17	Madison				
W Dec. 16 32	MARQUETTE	30	Madison				
W Dec. 20 35	@ Stevens Point	10	Wis. Rapids				
W Dec. 30 37	BUTLER	27	Madison				
L Jan. 2 26	@ Marquette	28	Milwaukee				
L Jan. 6 17	@ Illinois	20	Champaign				
L Jan. 8 26	@ Iowa	32	Iowa City				
W Jan. 13 34	MICHIGAN	23	Madison				
L Jan. 15 26	PURDUE	27	Madison				
L Feb. 5 22	MICHIGAN STATE	23	Madison				
W Feb. 10 31	@ Minnesota	30	Minneapolis				
W Feb. 12 42	OHIO STATE	23	Madison				
W Feb. 17 28	ILLINOIS	22	Madison				
W Feb. 19 32	@ Michigan	26	Ann Arbor				
W Feb. 24 44	@ Ohio State	38	Columbus				
L Feb. 26 25	@ Purdue	37	Lafayette				
W Mar. 3 35	IOWA	32	Madison				
W Mar. 5 34	MINNESOTA	23	Madison				

1934-1935 (15-5) (9-3, Big Ten)

BIG TEN CO-CHAMPIONS				Capt. Chub Poser			
Coach: Harold Foster				Capt. Chub Poser			
W Nov. 30 34	FRANKLIN COLLEGE	11	Madison				
W Dec. 7 27	CARLETON	26	Madison				
W Dec. 10 33	WABASH	20	Madison				
W Dec. 15 29	MARQUETTE	20	Madison				
L Dec. 22 25	@ Marquette	33	Milwaukee				
L Dec. 29 27	PITTSBURGH	31	Madison				
W Dec. 31 23	MICHIGAN STATE (OT)	21	Madison				
L Jan. 5 18	PURDUE	19	Madison				
W Jan. 7 16	NORTHWESTERN	9	Madison				
W Jan. 12 30	@ Indiana	23	Bloomington				
W Jan. 14 34	MICHIGAN	20	Madison				
L Jan. 19 31	@ Northwestern	36	Evanston				
W Jan. 21 38	MINNESOTA	31	Madison				
W Feb. 9 28	DEPAUL	27	Madison				
W Feb. 11 26	CHICAGO	24	Madison				
W Feb. 16 37	INDIANA (OT)	27	Madison				
W Feb. 18 28	@ Minnesota	27	Minneapolis				
W Feb. 23 33	@ Michigan	19	Ann Arbor				
W Mar. 2 48	@ Chicago	25	Chicago				
L Mar. 4 24	@ Purdue	43	Lafayette				

1935-1936 (11-9) (4-8, Big Ten)

Coach: Harold Foster				Capt. Ed Stege			
W Dec. 2 18	DEPAUL	16	Madison				
W Dec. 6 26	MICHIGAN STATE	21	Madison				
W Dec. 9 29	HAMLIN	20	Madison				
W Dec. 14 35	MARQUETTE	22	Madison				
W Dec. 21 46	@ Marquette	21	Milwaukee				
L Dec. 23 22	@ DePaul	27	Chicago				
W Jan. 1 36	WASHBURN COLLEGE	27	Madison				
L Jan. 4 23	@ Ohio State	44	Columbus				
W Jan. 6 38	@ Chicago	36	Chicago				
L Jan. 11 27	ILLINOIS	29	Madison				
W Jan. 13 27	IOWA	21	Madison				
L Jan. 20 24	INDIANA	26	Madison				
W Feb. 8 28	BUTLER	24	Madison				
W Feb. 10 34	OHIO STATE	25	Madison				
L Feb. 15 20	@ Illinois	36	Champaign				
L Feb. 17 25	@ Iowa	32	Iowa City				
L Feb. 22 21	@ Indiana	54	Bloomington				
L Feb. 24 28	NORTHWESTERN	33	Madison				
W Feb. 29 40	CHICAGO	32	Madison				
L Mar. 2 26	@ Northwestern	49	Evanston				

1936-1937 (8-12) (3-9, Big Ten)

Coach: Harold Foster				Capt. Gordy Fuller			
W Dec. 4 38	BALL STATE TEACHERS	33	Madison				
W Dec. 7 42	NORTH DAKOTA	25	Madison				
W Dec. 12 29	MARQUETTE	21	Madison				
W Dec. 19 35	@ Marquette	29	Milwaukee				
L Dec. 21 30	@ Pittsburgh	41	Pittsburgh				
L Dec. 23 23	@ Butler	43	Indianapolis				
L Dec. 30 17	DEPAUL	33	Madison				
L Jan. 4 30	@ Purdue	43	Lafayette				
L Jan. 9 28	ILLINOIS	31	Madison				
L Jan. 11 22	@ Ohio State	28	Columbus				
L Jan. 16 31	MICHIGAN	43	Madison				
W Jan. 18 29	IOWA	23	Madison				
W Feb. 6 22	MICHIGAN STATE	17	Madison				
W Feb. 8 35	OHIO STATE (OT)	33	Madison				
L Feb. 13 32	MINNESOTA	37	Madison				
L Feb. 20 35	@ Iowa	43	Iowa City				
L Feb. 22 31	@ Illinois	48	Champaign				
L Feb. 27 17	@ Minnesota	30	Minneapolis				
W Mar. 1 46	PURDUE	43	Madison				
L Mar. 6 27	@ Michigan	41	Ann Arbor				

1937-1938 (10-10) (5-7, Big Ten)

Coach: Harold Foster				Capts. Hod Powell George Rooney			
L Dec. 4 21	MARQUETTE	32	Madison				
W Dec. 6 41	NORTH DAKOTA	22	Madison				
W Dec. 11 44	PITTSBURGH	36	Madison				
L Dec. 13 31	@ Notre Dame	33	South Bend				
L Dec. 18 32	@ Marquette	38	Milwaukee				
W Dec. 31 40	MISSOURI	29	Madison				
L Jan. 3 38	@ Northwestern	47	Evanston				
W Jan. 8 35	MINNESOTA	28	Madison				
W Jan. 10 50	CHICAGO	27	Madison				
L Jan. 15 34	@ Purdue	40	Lafayette				
W Jan. 17 39	MICHIGAN	30	Madison				
W Feb. 5 30	MICHIGAN STATE	27	Madison				
W Feb. 7 44	@ Indiana	47	Bloomington				
L Feb. 12 23	NORTHWESTERN	27	Madison				
W Feb. 14 46	@ Chicago	32	Chicago				
L Feb. 19 39	PURDUE	46	Madison				
L Feb. 21 29	@ Michigan	58	Ann Arbor				
W Feb. 23 52	@ Pennsylvania	44	Philadelphia				
W Feb. 28 34	INDIANA	32	Madison				
L Mar. 5 28	@ Minnesota	35	Minneapolis				

1938-1939 (10-10) (4-8, Big Ten)

Coach: Harold Foster				Capts. Byron Bell Dave Dupee Bob Weigandt			
W Dec. 2 41	BELOIT	26	Madison				
W Dec. 5 27	MARQUETTE	26	Madison				
W Dec. 10 45	NOTRE DAME	39	Madison				
L Dec. 17 27	@ Marquette	46	Milwaukee				
L Dec. 19 21	@ Butler	24	Indianapolis				
W Dec. 20 27	@ Xavier	26	Cincinnati				
W Jan. 2 34	DETROIT	27	Madison				
W Jan. 7 28	IOWA	24	Madison				
L Jan. 9 18	CHICAGO	28	Madison				
L Jan. 14 19	@ Indiana	43	Bloomington				
W Jan. 16 42	@ Michigan	39	Ann Arbor				
L Jan. 21 34	ILLINOIS	37	Madison				
W Feb. 4 39	MICHIGAN STATE	37	Madison				
L Feb. 6 31	@ Purdue	39	Lafayette				
L Feb. 13 27	@ Northwestern	37	Evanston				
W Feb. 18 32	PURDUE (OT)	30	Madison				
L Feb. 20 32	@ Minnesota	34	Minneapolis				
L Feb. 25 38	OHIO STATE	46	Madison				
W Feb. 27 35	MINNESOTA	25	Madison				
L Mar. 4 33	@ Chicago	39	Chicago				

1939-1940 (5-15) (3-9, Big Ten)

Coach: Harold Foster				Capts. John Rundell Walter Anderson			
W Dec. 4 37	CARLETON	19	Madison				
W Dec. 9 46	MARQUETTE	39	Madison				
L Dec. 12 33	@ Notre Dame	51	South Bend				
L Dec. 16 28	@ Marquette	41	Milwaukee				
L Dec. 30 43	vs Nebraska*	53	Milwaukee				
L Jan. 2 26	STANFORD	39	Madison				
W Jan. 6 20	@ Chicago	18	Chicago				
L Jan. 8 39	MICHIGAN	44	Madison				
L Jan. 13 36	@ Purdue	49	Lafayette				
L Jan. 15 34	INDIANA	40	Madison				
L Feb. 3 41	@ Michigan State	48	East Lansing				
L Feb. 5 46	BUTLER	50	Madison				
L Feb. 10 35	@ Iowa	37	Iowa City				
W Feb. 12 36	MINNESOTA	34	Madison				
L Feb. 17 35	@ Ohio State	41	Columbus				
L Feb. 19 35	@ Illinois	37	Champaign				
L Feb. 24 45	PURDUE (OT)	48	Madison				

L Feb. 26 39 @ Minnesota
 W Mar. 2 44 NORTHWESTERN
 W Mar. 4 46 CHICAGO

44 Minneapolis
 47 Madison
 31 Madison

1940-1941 (20-3) (11-1, Big Ten) (3-0, NCAA)

BIG TEN - NCAA CHAMPIONS

Coach: Harold Foster

Capt. Gene Englund

W Dec. 2 39 vs Ripon
 W Dec. 7 38 MARQUETTE
 W Dec. 14 44 NOTRE DAME
 L Dec. 18 34 PITTSBURGH
 L Dec. 21 30 @ Marquette
 W Dec. 31 52 vs Princeton*
 W Jan. 4 46 @ Nebraska
 L Jan. 6 27 @ Minnesota
 W Jan. 11 49 IOWA
 W Jan. 13 48 PURDUE (OT)
 W Jan. 18 40 @ Michigan
 W Jan. 20 44 @ Chicago
 W Jan. 25 46 OHIO STATE
 W Feb. 8 59 BUTLER
 W Feb. 10 48 @ Northwestern (OT)
 W Feb. 15 46 ILLINOIS
 W Feb. 17 43 @ Purdue
 W Feb. 22 65 CHICAGO
 W Feb. 24 38 @ Indiana
 W Mar. 1 42 MINNESOTA

20 Wis. Rapids
 32 Madison
 43 Madison
 36 Madison
 40 Milwaukee
 40 Milwaukee
 31 Lincoln
 44 Minneapolis
 35 Madison
 42 Madison
 30 Ann Arbor
 37 Chicago
 31 Madison
 55 Madison
 46 Evanston
 30 Madison
 42 Lafayette
 25 Madison
 30 Bloomington
 32 Madison

* First game of doubleheader.

NCAA TOURNAMENT GAMES

W Mar. 21 51 DARTMOUTH
 W Mar. 22 36 PITTSBURGH
 W Mar. 29 39 vs Washington State

50 Madison
 30 Madison
 34 Kansas City

1941-1942 (14-7) (10-5, Big Ten)

Coach: Harold Foster

Capt. Bob Alwin

W Dec. 1 56 CARROLL COLLEGE
 W Dec. 6 35 MARQUETTE
 W Dec. 13 43 NOTRE DAME
 W Dec. 20 36 @ Marquette
 L Dec. 31 49 Dartmouth
 L Jan. 3 40 ILLINOIS
 L Jan. 5 34 @ Indiana
 L Jan. 10 45 @ Iowa
 W Jan. 12 56 CHICAGO
 W Jan. 17 49 @ Northwestern (S)
 W Jan. 19 58 MICHIGAN
 W Jan. 24 42 INDIANA
 L Feb. 7 42 GREAT LAKES
 W Feb. 9 54 @ Chicago
 W Feb. 14 49 OHIO STATE
 L Feb. 16 34 @ Purdue
 W Feb. 21 59 NORTHWESTERN
 L Feb. 23 43 @ Illinois
 W Feb. 28 44 @ Ohio State
 W Mar. 2 49 @ Minnesota
 W Mar. 7 62 IOWA

35 Madison
 34 Madison
 35 Madison
 25 Milwaukee
 57 Milwaukee
 55 Madison
 38 Bloomington
 49 Iowa City
 24 Madison
 46 Chicago
 36 Madison
 36 Madison
 47 Madison
 20 Chicago
 39 Madison
 40 Lafayette
 47 Madison
 45 Champaign
 39 Columbus
 47 Minneapolis
 45 Madison

* Second game of doubleheader.

1942-1943 (12-9) (6-6, Big Ten)

Coach: Harold Foster

Capt. John Kotz

W Dec. 5 45 MARQUETTE
 W Dec. 12 38 CAMP GRANT
 L Dec. 14 59 @ Notre Dame (OT)
 W Dec. 19 50 @ Marquette
 W Dec. 21 48 OKLAHOMA
 W Dec. 31 58 Harvard*
 W Jan. 4 41 HAMLIN
 W Jan. 9 67 @ Northwestern (S)
 L Jan. 11 40 ILLINOIS
 L Jan. 15 34 @ Michigan
 W Jan. 16 55 @ Michigan
 L Jan. 26 43 @ Great Lakes
 W Jan. 30 54 MINNESOTA
 L Feb. 6 48 GREAT LAKES
 W Feb. 8 74 CHICAGO
 L Feb. 13 44 INDIANA
 W Feb. 15 57 INDIANA
 L Feb. 20 26 @ Illinois
 L Feb. 22 54 NORTHWESTERN (OT)
 W Feb. 27 53 @ Purdue
 L Mar. 1 34 @ Minnesota

36 Madison
 36 Madison
 61 South Bend
 38 Milwaukee
 37 Madison
 41 Milwaukee
 37 Madison
 65 Chicago
 52 Madison
 38 Ann Arbor
 34 Ann Arbor
 61 Great Lakes
 33 Madison
 55 Madison
 30 Madison
 51 Madison
 53 Madison
 50 Champaign
 56 Madison
 45 Lafayette
 48 Minneapolis

* Second game of doubleheader.

1943-1944 (12-9) (9-3, Big Ten)

Coach: Harold Foster

Capt. Ray Patterson

W Nov. 29 28 DEPAUW PRE-FLIGHT
 L Dec. 4 43 MARQUETTE
 L Dec. 11 31 @ Notre Dame
 L Dec. 13 40 CAMP GRANT
 W Dec. 18 40 @ Marquette (Aud.)
 W Dec. 31 47 @ Notre Dame (OT)*
 L Jan. 3 43 ILLINOIS (OT)

25 Madison
 51 Madison
 41 South Bend
 51 Madison
 37 Milwaukee
 45 Milwaukee
 45 Madison

W Jan. 7 43 @ Illinois
 L Jan. 8 38 @ Northwestern
 W Jan. 14 50 MICHIGAN
 W Jan. 15 42 MICHIGAN
 W Jan. 29 49 @ Minnesota
 W Feb. 4 50 NORTHWESTERN (OT)
 L Feb. 7 40 GREAT LAKES
 W Feb. 11 62 @ Indiana
 W Feb. 12 52 @ Indiana
 L Feb. 19 50 PURDUE (OT)
 W Feb. 25 50 MINNESOTA
 L Mar. 3 35 @ DePaul (S)
 W Mar. 4 74 @ Chicago
 L Mar. 5 47 @ Great Lakes

38 Champaign
 40 Chicago
 41 Madison
 31 Madison
 30 Minneapolis
 47 Madison
 63 Madison
 43 Bloomington
 31 Bloomington
 52 Madison
 33 Madison
 48 Chicago
 46 Chicago
 63 Great Lakes

* Second game of doubleheader.

1944-1945 (10-11) (4-8, Big Ten)

Coach: Harold Foster

Capt. Ray Patterson

W Dec. 2 48 LAWRENCE
 W Dec. 9 45 MARQUETTE
 L Dec. 16 46 NOTRE DAME
 W Dec. 20 51 IOWA PRE-FLIGHT
 W Dec. 23 46 @ Marquette
 W Dec. 30 52 Missouri*
 L Jan. 6 37 NORTHWESTERN
 W Jan. 8 53 @ Truax Field
 W Jan. 13 46 MINNESOTA
 L Jan. 22 51 GREAT LAKES
 W Jan. 27 44 @ Northwestern (S)
 L Jan. 29 34 @ Purdue
 L Feb. 2 39 @ Michigan
 L Feb. 3 36 @ Ohio State
 L Feb. 4 49 @ Great Lakes
 L Feb. 9 34 OHIO STATE
 W Feb. 10 55 MICHIGAN
 W Feb. 17 64 PURDUE
 L Feb. 19 53 @ Iowa
 L Feb. 24 38 IOWA
 L Mar. 3 50 @ Minnesota

22 Madison
 40 Madison
 57 Madison
 43 Madison
 39 Milwaukee
 37 Milwaukee
 52 Madison
 42 Truax Field
 37 Madison
 66 Madison
 43 Chicago
 45 Lafayette
 50 Ann Arbor
 40 Columbus
 59 Great Lakes
 63 Madison
 44 Madison
 48 Madison
 54 Iowa City
 68 Madison
 54 Minneapolis

* First game of doubleheader.

1945-1946 (4-17) (1-11, Big Ten)

Coach: Harold Foster

Capt. Gene Mathews

W Dec. 1 67 CARROLL COLLEGE
 W Dec. 3 59 RIPON COLLEGE
 W Dec. 8 42 MARQUETTE
 L Dec. 15 51 @ Notre Dame
 L Dec. 17 47 GREAT LAKES
 L Dec. 22 41 @ Marquette
 L Dec. 23 39 @ Great Lakes
 L Jan. 1 31 ILLINOIS
 L Jan. 5 45 MINNESOTA
 L Jan. 7 50 @ Iowa
 L Jan. 12 49 PURDUE
 L Jan. 26 34 @ Northwestern (S)
 L Jan. 28 46 @ Purdue
 W Feb. 2 58 MICHIGAN
 W Feb. 9 58 NORTHWESTERN
 L Feb. 11 56 @ Michigan
 L Feb. 16 39 IOWA
 L Feb. 18 53 @ Illinois
 L Feb. 23 48 MICHIGAN STATE
 L Mar. 1 52 @ Michigan State
 L Mar. 4 57 @ Minnesota

25 Madison
 24 Madison
 32 Madison
 65 South Bend
 54 Madison
 62 Milwaukee
 53 Great Lakes
 56 Madison
 59 Madison
 57 Iowa City
 53 Madison
 56 Chicago
 59 Lafayette
 57 Madison
 63 Madison
 66 Ann Arbor
 44 Madison
 72 Champaign
 59 Madison
 56 East Lansing
 58 Minneapolis

1946-1947 (16-6) (9-3, Big Ten) (1-1, NCAA)

BIG TEN CHAMPIONS

Coach: Harold Foster

Capt. Walt Lautenbach

W Dec. 2 61 LAWRENCE
 W Dec. 7 65 MARQUETTE
 W Dec. 9 60 @ Butler
 W Dec. 14 53 NOTRE DAME (OT)
 L Dec. 18 40 OKLAHOMA
 L Dec. 21 47 @ Marquette
 W Dec. 23 61 USC
 W Jan. 1 53 ILLINOIS
 W Jan. 4 63 @ Iowa
 W Jan. 11 70 INDIANA
 W Jan. 20 58 @ Michigan State
 L Jan. 25 37 @ Illinois
 W Jan. 27 45 NORTHWESTERN
 W Feb. 3 60 IOWA
 W Feb. 8 60 MINNESOTA
 W Feb. 10 52 @ Michigan
 W Feb. 15 54 @ Northwestern (S)
 L Feb. 22 56 OHIO STATE
 W Feb. 24 72 @ Purdue
 L Mar. 1 55 @ Minnesota

43 Madison
 51 Madison
 52 Indianapolis
 49 Madison
 56 Madison
 55 Milwaukee
 56 Madison
 47 Madison
 62 Iowa City
 49 Madison
 48 East Lansing
 63 Champaign
 44 Madison
 53 Madison
 51 Madison
 51 Ann Arbor
 42 Chicago
 57 Madison
 60 Lafayette
 58 Minneapolis

NCAA TOURNAMENT GAMES

L Mar. 20 56 C.C.N.Y.
 W Mar. 22 50 Navy

70 New York
 49 New York

1947-1948 (12-8) (7-5, Big Ten)

Coach: Harold Foster

Capt. Edward Mills

W Dec. 6 57 MARQUETTE
 W Dec. 8 61 BUTLER
 W Dec. 12 49 PITTSBURGH
 L Dec. 19 61 @ California-Berkeley
 L Dec. 20 44 @ California-Berkeley
 L Dec. 22 49 @ Oklahoma
 W Dec. 31 67 @ Marquette
 W Jan. 3 52 ILLINOIS
 W Jan. 5 59 MINNESOTA
 W Jan. 10 58 @ Indiana
 W Jan. 12 60 IOWA
 L Jan. 17 39 MICHIGAN
 W Jan. 19 49 PURDUE
 L Jan. 24 36 @ Illinois
 W Feb. 7 68 @ Northwestern (S)
 W Feb. 9 51 MICHIGAN STATE
 L Feb. 16 47 @ Ohio State
 L Feb. 21 40 @ Iowa
 W Feb. 23 59 NORTHWESTERN
 L Mar. 1 41 @ Minnesota

50 Madison
 53 Madison
 36 Madison
 73 Berkeley
 59 Berkeley
 75 Norman
 60 Milwaukee
 47 Madison
 50 Madison
 54 Bloomington
 51 Madison
 43 Madison
 44 Madison
 57 Champaign
 62 Chicago
 39 Madison
 53 Columbus
 62 Iowa City
 54 Madison
 46 Minneapolis

1948-1949 (12-10) (5-7, Big Ten)

Coach: Harold Foster

Capt. Douglas Rogers

W Dec. 1 66 RIPON
 W Dec. 4 67 MARQUETTE (OT)
 W Dec. 9 58 MISSOURI
 L Dec. 11 37 LOYOLA (CHICAGO)
 L Dec. 13 54 @ Notre Dame
 L Dec. 21 31 @ USC*
 W Dec. 23 49 @ U.C.L.A.*
 W Dec. 31 60 @ Marquette
 L Jan. 3 50 @ Illinois
 W Jan. 8 75 CREIGHTON
 L Jan. 10 33 @ Minnesota
 W Jan. 15 58 INDIANA
 L Jan. 17 54 OHIO STATE
 L Feb. 5 54 ILLINOIS
 L Feb. 7 38 @ Michigan
 W Feb. 12 56 @ Northwestern (S)
 L Feb. 14 48 @ Purdue
 L Feb. 19 60 @ Iowa
 W Feb. 21 57 NORTHWESTERN
 W Feb. 26 79 WESTERN ONTARIO
 W Feb. 28 70 IOWA
 W Mar. 5 45 MINNESOTA

36 Madison
 63 Madison
 42 Madison
 40 Madison
 60 South Bend
 36 Los Angeles
 46 Los Angeles
 34 Milwaukee
 62 Champaign
 39 Madison
 47 Minneapolis
 48 Madison
 57 Madison
 61 Madison
 40 Ann Arbor
 52 Chicago
 53 Lafayette
 61 Iowa City
 46 Madison
 45 Madison
 47 Madison
 43 Madison

* Pan Pacific Auditorium

1949-1950 (17-5) (9-3, Big Ten)

Coach: Harold Foster

Capt. Robert Mader

W Dec. 3 63 MARQUETTE
 W Dec. 6 56 KANSAS STATE
 L Dec. 8 36 OREGON STATE
 W Dec. 10 68 @ Loyola (Chicago)
 W Dec. 13 56 NOTRE DAME
 W Dec. 17 62 @ Marquette
 L Dec. 20 48 @ Missouri
 W Dec. 28 68 Rutgers*
 W Dec. 30 54 U.C.L.A.**
 W Jan. 2 59 ILLINOIS
 L Jan. 7 59 @ Indiana
 W Jan. 14 53 MICHIGAN
 W Jan. 16 57 MINNESOTA
 L Feb. 4 47 @ Ohio State
 W Feb. 6 66 @ Michigan State
 W Feb. 11 66 @ Northwestern
 W Feb. 13 66 @ Iowa
 W Feb. 18 53 IOWA
 W Feb. 20 56 PURDUE
 L Feb. 25 58 @ Illinois
 W Feb. 27 67 NORTHWESTERN
 W Mar. 4 60 @ Minnesota

48 Madison
 48 Madison
 49 Madison
 55 Chicago
 48 Madison
 45 Milwaukee
 50 Columbia
 55 Iowa City
 52 Madison
 50 Madison
 61 Bloomington
 41 Madison
 54 Madison
 61 Columbus
 47 East Lansing
 59 Chicago
 62 Iowa City
 44 Madison
 45 Madison
 76 Champaign
 53 Madison
 54 Minneapolis

* First game of doubleheader

** Second game of doubleheader

1950-1951 (10-12) (7-7, Big Ten)

Coach: Harold Foster

Capt. Jim Van Dien

W Dec. 2 49 MARQUETTE
 L Dec. 8 51 LOYOLA (CHICAGO)
 L Dec. 11 61 @ Notre Dame
 L Dec. 16 58 @ Marquette
 L Dec. 18 58 @ Kansas State
 L Dec. 19 48 @ St. Louis U. (OT)
 W Dec. 28 75 SAN JOSE STATE
 L Jan. 1 69 ILLINOIS (OT)
 W Jan. 6 61 @ Michigan
 W Jan. 8 53 @ Michigan State
 W Jan. 13 74 @ Ohio State
 W Jan. 15 68 NORTHWESTERN
 W Feb. 1 60 BUTLER
 W Feb. 3 47 @ Minnesota
 W Feb. 5 56 OHIO STATE
 L Feb. 10 52 @ Illinois

42 Madison
 54 Madison
 67 South Bend
 61 Milwaukee
 77 Manhattan
 53 St. Louis
 59 Madison
 71 Madison
 52 Ann Arbor
 52 East Lansing
 67 Columbus
 56 Madison
 35 Madison
 44 Minneapolis
 51 Madison
 63 Champaign

Year-by-Year Results

L Feb. 12	46	@ Purdue	62	Lafayette
L Feb. 17	60	IOWA	73	Madison
W Feb. 24	35	MICHIGAN STATE	29	Madison
L Feb. 26	50	MICHIGAN	52	Madison
L Mar. 3	61	PURDUE	64	Madison
L Mar. 5	58	@ Indiana	68	Bloomington

1951-1952 (10-12) (5-9, Big Ten)

Coach: Harold Foster			Capt. Ed Carpenter	
W Dec. 1	48	MARQUETTE	46	Madison
L Dec. 8	53	NOTRE DAME	63	Madison
W Dec. 13	66	LOYOLA OF SOUTH	47	Madison
W Dec. 17	55	ST. LOUIS	54	Madison
L Dec. 22	47	@ Marquette	51	Milwaukee
W Dec. 27	82	Oregon	77	San Francisco
L Dec. 28	49	California	68	San Francisco
L Jan. 5	64	PURDUE	79	Madison
L Jan. 7	49	@ Illinois	53	Champaign
W Jan. 12	58	OHIO STATE	51	Madison
W Jan. 19	74	@ Northwestern	58	Evanston
L Jan. 21	39	@ Michigan State	50	East Lansing
W Feb. 6	62	@ Butler	60	Indianapolis
L Feb. 9	47	MINNESOTA	54	Madison
L Feb. 11	67	@ Purdue	78	Lafayette
L Feb. 16	55	MICHIGAN STATE	57	Madison
L Feb. 18	55	@ Michigan	56	Ann Arbor
L Feb. 23	48	INDIANA	63	Madison
W Feb. 25	69	MICHIGAN	53	Madison
L Mar. 1	56	@ Ohio State	69	Columbus
W Mar. 3	78	@ Iowa	75	Iowa City
W Mar. 8	58	ILLINOIS	48	Madison

1952-1953 (13-9) (10-8, Big Ten)

Coach: Harold Foster			Capt. Charles Siefert Thomas Ward	
W Dec. 5	76	MARQUETTE	55	Madison
W Dec. 8	81	@ Loyola of South	60	New Orleans
W Dec. 15	75	IOWA	70	Madison
L Dec. 20	59	@ Purdue	65	Lafayette
W Dec. 26	64	CALIFORNIA	57	Madison
L Dec. 27	64	Oregon	66	Iowa City
L Dec. 29	66	@ Iowa	83	Iowa City
W Jan. 3	50	PURDUE	46	Madison
L Jan. 5	53	@ Minnesota	64	Minneapolis
L Jan. 10	61	@ Illinois	71	Champaign
W Jan. 12	76	MINNESOTA	74	Madison
W Jan. 17	78	@ Northwestern	56	Evanston
W Jan. 19	64	OHIO STATE	51	Madison
L Feb. 7	61	ILLINOIS	65	Madison
L Feb. 9	48	@ Indiana	66	Bloomington
W Feb. 14	75	MICHIGAN	63	Madison
L Feb. 16	70	INDIANA	72	Madison
W Feb. 21	74	@ Michigan	52	Ann Arbor
L Feb. 23	45	@ Michigan State	53	East Lansing
W Feb. 28	69	@ Ohio State	63	Columbus
W Mar. 7	74	NORTHWESTERN	58	Madison
W Mar. 9	58	MICHIGAN STATE	51	Madison

1953-1954 (12-10) (6-8, Big Ten)

Coach: Harold Foster			Capt. Robert Weber	
W Dec. 1	70	BUTLER	54	Madison
W Dec. 4	64	@ Marquette	56	Milwaukee
W Dec. 7	75	@ Loyola (Chicago)	54	Chicago
W Dec. 12	64	MISSOURI	53	Madison
L Dec. 14	65	OKLAHOMA	69	Madison
W Dec. 19	82	@ Louisiana State	66	Baton Rouge
L Dec. 21	55	@ Tulane (OT)	57	New Orleans
W Dec. 28	67	DENVER U.	48	Madison
W Jan. 2	66	PURDUE	57	Madison
L Jan. 4	67	@ Indiana	70	Bloomington
L Jan. 9	54	@ Iowa	71	Iowa City
W Jan. 11	64	NORTHWESTERN	47	Madison
L Jan. 16	74	INDIANA	90	Madison
W Jan. 18	57	@ Michigan State	53	East Lansing
W Feb. 6	79	@ Ohio State	73	Columbus
L Feb. 13	64	MICHIGAN	70	Madison
L Feb. 15	68	ILLINOIS (OT)	78	Madison
W Feb. 20	77	MINNESOTA	56	Madison
L Feb. 22	64	@ Illinois	66	Champaign
L Feb. 27	66	@ Purdue	71	Lafayette
W Mar. 1	79	MICHIGAN STATE	56	Madison
L Mar. 6	73	@ Minnesota	78	Minneapolis

1954-1955 (10-12) (5-9, Big Ten)

Coach: Harold Foster			Capt. Richard Cable	
L Dec. 4	61	@ Notre Dame	72	South Bend
W Dec. 6	80	WESTERN MICHIGAN	68	Madison
W Dec. 11	77	@ Oklahoma	66	Norman
L Dec. 13	56	@ Missouri	67	Columbia
W Dec. 18	107	LOUISIANA STATE	68	Madison
L Dec. 20	66	TULANE	69	Madison
W Dec. 29	66	PRINCETON	64	Madison
W Jan. 1	79	@ Illinois	64	Champaign
L Jan. 3	69	IOWA	86	Madison
L Jan. 8	77	@ Michigan State (TV)	94	East Lansing

L Jan. 10	63	@ Michigan	90	Ann Arbor
W Jan. 15	77	INDIANA	66	Madison
W Jan. 17	57	@ Butler	53	Indianapolis
L Feb. 5	70	MICHIGAN STATE	73	Madison
L Feb. 7	58	@ Indiana	65	Bloomington
W Feb. 12	86	OHIO STATE	63	Madison
L Feb. 14	63	@ Purdue	75	Lafayette
L Feb. 19	71	ILLINOIS	99	Madison
L Feb. 21	69	MINNESOTA	71	Madison
L Feb. 26	72	@ Northwestern	80	Evanston
W Feb. 28	75	PURDUE	73	Madison
W Mar. 5	78	@ Minnesota	72	Minneapolis

1955-1956 (6-16) (4-10, Big Ten)

Coach: Harold Foster			Capt. Dick Jorgensen	
L Dec. 1	63	BUTLER	67	Madison
W Dec. 5	70	@ Notre Dame	66	South Bend
L Dec. 10	66	KANSAS (TV)	74	Madison
L Dec. 12	62	SMU	75	Madison
W Dec. 19	71	NEBRASKA	52	Madison
L Dec. 28	53	@ Washington	54	Seattle
L Dec. 29	55	@ California	62	Berkeley
L Dec. 30	53	@ Stanford	65	Palo Alto
L Jan. 2	66	PURDUE	78	Madison
L Jan. 7	71	INDIANA (TV)	75	Madison
L Jan. 9	77	@ Illinois	96	Champaign
L Jan. 14	98	@ Ohio State	100	Columbus
W Jan. 16	69	MICHIGAN	58	Madison
W Feb. 4	79	@ Northwestern	55	Evanston
L Feb. 6	74	IOWA	78	Madison
L Feb. 11	71	MINNESOTA	77	Madison
W Feb. 13	69	@ Indiana	67	Bloomington
L Feb. 18	66	@ Iowa	80	Iowa City
L Feb. 20	71	OHIO STATE	79	Madison
L Feb. 25	68	@ Michigan	78	Ann Arbor
L Feb. 28	82	@ Michigan State	89	East Lansing
W Mar. 3	76	NORTHWESTERN	70	Madison

1956-1957 (5-17) (3-11, Big Ten)

Coach: Harold Foster			Capt. Glenn Borland	
L Dec. 1	56	SOUTH DAKOTA (OT)	58	Madison
L Dec. 3	50	@ Butler	54	Indianapolis
L Dec. 8	55	NOTRE DAME	75	Madison
L Dec. 10	51	@ Nebraska	53	Lincoln
W Dec. 15	41	WASHINGTON (St.L.) (TV)	38	Madison
L Dec. 20	62	@ Bradley	74	Peoria
L Dec. 22	62	@ Kansas	83	Lawrence
W Dec. 29	64	YALE	46	Madison
L Jan. 5	54	@ Northwestern	75	Evanston
L Jan. 7	68	@ Indiana	79	Bloomington
L Jan. 12	63	ILLINOIS (TV)	79	Madison
L Jan. 14	62	@ Michigan	71	Ann Arbor
L Jan. 19	47	IOWA	70	Madison
L Jan. 21	64	OHIO STATE	67	Madison
W Feb. 11	70	MICHIGAN	65	Madison
L Feb. 16	50	@ Ohio State	63	Columbus
L Feb. 18	53	@ Minnesota	85	Minneapolis
L Feb. 23	74	INDIANA	85	Madison
L Feb. 25	62	MICHIGAN STATE	78	Madison
L Mar. 2	66	@ Purdue	85	Lafayette
W Mar. 4	82	NORTHWESTERN	69	Madison
W Mar. 9	60	@ Iowa	59	Iowa City

1957-1958 (8-14) (3-11, Big Ten)

Coach: Harold Foster			Capt. Glenn Borland	
W Dec. 2	63	SOUTH DAKOTA	56	Madison
L Dec. 7	53	NOTRE DAME	75	Madison
W Dec. 9	43	@ Washington (St. L.)	33	St. Louis
W Dec. 16	67	RICE	62	Madison
W Dec. 19	59	BUTLER	58	Madison
W Dec. 27	61	@ New Mexico	59	Albuquerque
L Dec. 28	65	vs Wyoming	93	Albuquerque
L Dec. 30	70	@ Utah	72	Salt Lake City
L Jan. 4	59	ILLINOIS	64	Madison
L Jan. 6	49	@ Michigan	70	Ann Arbor
W Jan. 11	67	OHIO STATE (TV)	64	Madison
W Jan. 13	71	@ Illinois	70	Champaign
L Jan. 18	47	@ Purdue	62	Lafayette
W Jan. 20	66	MICHIGAN STATE	52	Madison
L Feb. 8	66	MINNESOTA	71	Madison
L Feb. 10	87	INDIANA	93	Madison
L Feb. 15	76	PURDUE	81	Madison
L Feb. 17	61	@ Iowa	74	Iowa City
L Feb. 22	59	@ Michigan State	93	East Lansing
L Feb. 24	63	@ Minnesota	71	Minneapolis
L Mar. 1	65	@ Northwestern	82	Evanston
L Mar. 3	65	MICHIGAN	72	Madison

1958-1959 (3-19) (1-13, Big Ten)

Coach: Harold Foster			Capt. Bob Barneson	
L Dec. 2	47	MARQUETTE	76	Madison
L Dec. 6	37	@ Rice	78	Houston
L Dec. 8	63	@ SMU	81	Dallas
W Dec. 13	56	NOTRE DAME	54	Madison
W Dec. 15	68	MISSOURI	60	Madison

L Dec. 19	48	WASHINGTON	62	Madison
L Dec. 20	53	vs California	68	Iowa City
L Dec. 30	55	@ Butler	69	Indianapolis
L Jan. 3	66	@ Minnesota	79	Minneapolis
L Jan. 5	51	ILLINOIS	77	Madison
L Jan. 10	61	@ Purdue	84	Lafayette
L Jan. 12	74	MICHIGAN	84	Madison
L Feb. 2	57	MICHIGAN STATE	88	Madison
L Feb. 7	72	@ Ohio State	78	Columbus
W Feb. 9	91	PURDUE	86	Madison
L Feb. 14	84	IOWA	94	Madison
L Feb. 16	54	@ Illinois	93	Champaign
L Feb. 21	50	MINNESOTA (TV)	69	Madison
L Feb. 23	63	@ Michigan	87	Ann Arbor
L Feb. 28	82	NORTHWESTERN	86	Madison
L Mar. 2	73	@ Michigan State	93	East Lansing
L Mar. 7	71	@ Indiana	97	Bloomington

1959-1960 (8-16) (4-10, Big Ten)

Coach: John Erickson			Capt. Bob Barneson	
L Dec. 1	82	BUTLER	88	Madison
L Dec. 5	53	IOWA STATE	71	Madison
L Dec. 7	58	@ Notre Dame	78	South Bend
W Dec. 12	85	LOYOLA (IL)	67	Madison
L Dec. 14	66	@ Missouri	78	Columbia
L Dec. 19	66	@ Marquette	84	Milwaukee
W Dec. 21	61	STANFORD	60	Madison
W Dec. 26	95	vs Boston College	82	Buffalo
L Dec. 28	65	@ Canisius	80	Buffalo
L Jan. 2	79	MICHIGAN STATE (TV)	91	Madison
L Jan. 4	64	IOWA	71	Madison
L Jan. 9	69	@ Purdue	99	Lafayette
L Jan. 11	69	NORTHWESTERN	77	Madison
W Jan. 27	92	NORTH DAKOTA	80	Madison
L Jan. 30	72	@ Minnesota	86	Minneapolis
L Feb. 6	85	INDIANA	97	Madison
L Feb. 8	69	OHIO STATE	106	Madison
L Feb. 13	71	@ Indiana	91	Bloomington
W Feb. 15	63	@ Iowa	58	Iowa City
W Feb. 20	75	ILLINOIS	63	Madison
W Feb. 22	88	@ Michigan (OT)	82	Ann Arbor
L Feb. 27	68	@ Ohio State	93	Columbus
L Feb. 29	59	@ Northwestern	73	Evanston
W Mar. 5	89	PURDUE	80	Madison

1960-1961 (7-17) (4-10, Big Ten)

Coach: John Erickson			Capt. Jim Biggs	
L Dec. 1	58	@ Butler	73	Indianapolis
W Dec. 3	80	AIR FORCE	67	Madison
W Dec. 5	76	@ Iowa State	88	Ames
W Dec. 10	55	MARQUETTE	51	Madison
L Dec. 17	66	@ Bradley	58	Peoria
W Dec. 20	89	NEVADA-RENO	56	Madison
L Dec. 28	54	vs Oregon State	56	Portland
L Dec. 29	71	@ Portland (OT)	79	Portland
L Dec. 30	72	vs Washington State	78	Portland
W Jan. 7	74	@ Michigan State	71	East Lansing
L Jan. 9	68	IOWA	76	Madison
L Jan. 28	79	@ Loyola (Chicago)	87	Chicago
L Jan. 30	68	OHIO STATE	100	Madison
L Feb. 4	58	@ Purdue	69	Lafayette
L Feb. 6	73	@ Illinois	77	Champaign
L Feb. 11	52	@ Northwestern (TV)	54	Evanston
L Feb. 13	61	@ Iowa	63	Iowa City
L Feb. 18	84	INDIANA	98	Madison
W Feb. 20	83	MINNESOTA	75	Madison
L Feb. 25	74	@ Ohio State	97	Columbus
W Feb. 27	76	MICHIGAN	68	Madison
W Mar. 4	75	NORTHWESTERN	61	Madison
L Mar. 6	69	@ Indiana	80	Bloomington
L Mar. 11	81	PURDUE	88	Madison

1961-1962 (17-7) (10-4, Big Ten)

Coach: John Erickson			Capt. Tom Hughbanks	
W Dec. 2	99	SOUTH DAKOTA	63	Madison
W Dec. 4	64	FLORIDA STATE	63	Madison
L Dec. 9	67	CINCINNATI	86	Madison
W Dec. 11	91	WASHINGTON (St. L.)	63	Madison
W Dec. 16	92	PACIFIC	68	Madison
L Dec. 20	75	@ Marquette	92	Milwaukee
W Dec. 26	95	vs Providence	84	New York
W Dec. 28	105	vs Dayton	93	New York
L Dec. 30	71	vs Cincinnati (TV)	101	New York
W Jan. 6	91	IOWA	79	Madison
W Jan. 8	83	@ Michigan State	78	East Lansing
W Jan. 23	102	NORTH DAKOTA STATE	50	Madison
W Jan. 27	89	PURDUE	86	Madison
W Jan. 29	85	@ Illinois	81	Champaign
W Feb. 3	94	@ Minnesota (TV)	88	Minneapolis
L Feb. 5	74	MICHIGAN	81</	

L Feb. 26	90	MINNESOTA	92	Madison
W Mar. 3	86	OHIO STATE	67	Madison
L Mar. 10	64	@ Iowa	81	Iowa City

1962-1963 (14-10) (7-7, Big Ten)

Coach: John Erickson Capt. Tom Gwyn

W Dec. 1	72	@ Air Force	64	Air Force, CO
L Dec. 3	46	@ Arizona	51	Tucson
W Dec. 8	73	TEXAS WESTERN	59	Madison
L Dec. 10	86	INDIANA STATE	87	Madison
W Dec. 15	84	MIAMI (OHIO)	58	Madison
W Dec. 19	76	MARQUETTE	58	Madison
L Dec. 22	63	UCLA	77	Madison
W Dec. 28	94	vs Utah	72	Milwaukee
W Dec. 29	70	@ Marquette	56	Milwaukee
W Jan. 5	74	@ Purdue	66	Lafayette
L Jan. 12	68	MICHIGAN STATE	75	Madison
L Jan. 14	56	@ Iowa	65	Iowa City
W Jan. 26	85	ST. JOHN'S	52	Madison
L Feb. 2	68	MINNESOTA	69	Madison
W Feb. 4	81	@ Michigan	78	Ann Arbor
L Feb. 9	70	@ Ohio State (TV)	94	Columbus
W Feb. 11	84	ILLINOIS	77	Madison
W Feb. 16	78	NORTHWESTERN	65	Madison
L Feb. 18	48	@ Minnesota	72	Minneapolis
L Feb. 23	77	@ Illinois	89	Champaign
W Feb. 25	102	INDIANA	96	Madison
W Mar. 2	92	@ Michigan St (TV) (OT)	89	East Lansing
W Mar. 4	75	IOWA	69	Madison
L Mar. 9	80	MICHIGAN	82	Madison

1963-1964 (8-16) (2-12, Big Ten)

Coach: John Erickson Capt. Mike O'Mella

W Dec. 2	88	KENT STATE	77	Madison
L Dec. 7	76	OHIO UNIVERSITY	77	Madison
W Dec. 10	85	PITTSBURGH	83	Madison
L Dec. 14	60	@ Cincinnati	65	Cincinnati
W Dec. 17	115	GONZAGA	71	Madison
L Dec. 20	85	@ Kentucky	108	Lexington
L Dec. 21	87	vs Princeton (OT)	90	Lexington
W Dec. 27	94	vs Dartmouth	68	Milwaukee
W Dec. 28	104	vs Georgia Tech	84	Milwaukee
L Jan. 4	85	OHIO STATE	101	Madison
L Jan. 6	90	@ Michigan State	106	East Lansing
L Jan. 11	63	@ Northwestern	76	Evanston
W Jan. 13	79	IOWA	61	Madison
W Jan. 28	72	@ Marquette	68	Milwaukee
L Feb. 1	92	@ Minnesota	111	Minneapolis
W Feb. 8	81	PURDUE (TV)	80	Madison
L Feb. 11	64	NORTHWESTERN	72	Madison
L Feb. 15	74	@ Ohio State (TV)	92	Columbus
L Feb. 17	80	INDIANA (OT)	82	Madison
L Feb. 22	59	MICHIGAN	103	Madison
L Feb. 24	82	@ Indiana	108	Bloomington
L Feb. 29	83	@ Purdue	97	Lafayette
L Mar. 2	96	MINNESOTA	105	Madison
L Mar. 7	73	@ Illinois	97	Champaign

1964-1965 (9-13) (4-10, Big Ten)

Coach: John Erickson Capt. James Bohlen

W Dec. 1	76	HOUSTON	65	Madison
W Dec. 8	80	@ Pittsburgh	63	Pittsburgh
W Dec. 12	87	BOWLING GREEN	56	Madison
L Dec. 15	56	ILLINOIS	70	Madison
L Dec. 18	85	vs Boston College	86	Milwaukee
L Dec. 19	61	@ Marquette	62	Milwaukee
W Dec. 26	70	vs Boston College	69	Honolulu
L Jan. 4	62	@ Iowa	92	Iowa City
L Jan. 9	57	@ Minnesota	81	Minneapolis
W Jan. 11	76	PURDUE	66	Madison
L Jan. 13	58	MARQUETTE	59	Madison
L Jan. 30	86	@ Ohio State	98	Columbus
W Feb. 1	98	@ Notre Dame	90	South Bend
L Feb. 6	71	OHIO STATE (TV)	73	Madison
L Feb. 13	74	@ Purdue	83	Lafayette
L Feb. 16	91	MINNESOTA	101	Madison
L Feb. 20	87	@ Indiana (TV)	101	Bloomington
W Feb. 23	93	NORTHWESTERN (OT)	87	Madison
W Feb. 27	99	MICHIGAN STATE	89	Madison
L Mar. 2	75	@ Michigan	98	Ann Arbor
W Mar. 6	88	@ Northwestern	76	Evanston
L Mar. 8	73	INDIANA	92	Madison

1965-1966 (11-13) (6-8, Big Ten)

Coach: John Erickson Capts. Mark Zubor
Ken Gustafson

L Dec. 1	88	NEBRASKA	101	Madison
W Dec. 4	97	NOTRE DAME	79	Madison
L Dec. 11	57	@ Houston	82	Houston
L Dec. 14	70	ILLINOIS	90	Madison
L Dec. 17	67	vs Washington	81	Milwaukee
L Dec. 18	93	vs West Virginia	101	Milwaukee
W Dec. 20	76	MONTANA	72	Madison
L Dec. 22	74	@ Cincinnati	87	Cincinnati

W Dec. 29	84	PENNSYLVANIA	70	Madison
W Jan. 3	73	@ Marquette	72	Milwaukee
W Jan. 8	69	IOWA	68	Madison
L Jan. 11	64	@ Illinois	80	Champaign
W Jan. 27	83	HARDIN-SIMMONS	63	Madison
L Jan. 29	67	MICHIGAN (TV)	69	Madison
L Jan. 31	81	@ Ohio State (OT)	87	Columbus
L Feb. 5	65	@ Michigan State (TV)	79	East Lansing
W Feb. 7	79	INDIANA	78	Madison
L Feb. 12	102	@ Michigan	120	Ann Arbor
W Feb. 19	78	MICHIGAN STATE	77	Madison
L Feb. 21	65	@ Northwestern	76	Evanston
L Feb. 26	70	@ Iowa	80	Iowa City
W Feb. 28	90	NORTHWESTERN	62	Madison
W Mar. 5	69	PURDUE	68	Madison
W Mar. 7	87	@ Minnesota	74	Minneapolis

1966-1967 (13-11) (8-6, Big Ten)

Coach: John Erickson Capt. Dennis Sweeney

L Dec. 3	70	CINCINNATI (OT)	77	Madison
L Dec. 10	69	@ Bowling Green	81	Bowling Green
W Dec. 13	80	IOWA STATE	73	Madison
W Dec. 16	67	vs Fordham	66	Milwaukee
W Dec. 17	88	vs South Carolina	84	Milwaukee
L Dec. 19	74	@ Illinois	87	Champaign
L Dec. 28	56	@ UCLA	100	Los Angeles
L Dec. 29	88	vs Michigan	98	Los Angeles
W Dec. 30	104	vs Arizona	77	Los Angeles
L Jan. 4	60	MARQUETTE	66	Madison
W Jan. 7	79	@ Purdue	76	Lafayette
W Jan. 10	98	MICHIGAN	90	Madison
W Jan. 25	94	SOUTH DAKOTA	53	Madison
L Jan. 28	61	@ Michigan State (TV)	68	East Lansing
L Feb. 4	84	OHIO STATE (TV) (OT)	90	Madison
L Feb. 11	81	@ Indiana	93	Bloomington
W Feb. 14	85	MINNESOTA	75	Madison
W Feb. 18	96	@ Iowa (3OT)	95	Iowa City
W Feb. 21	110	NORTHWESTERN	94	Madison
W Feb. 25	68	MICHIGAN STATE	64	Madison
L Feb. 28	82	@ Northwestern	91	Evanston
W Mar. 4	80	vs Michigan (TV)	79	Tetroit
L Mar. 7	87	IOWA (OT)	90	Madison
W Mar. 11	102	ILLINOIS	92	Madison

1967-1968 (13-11) (7-7, Big Ten)

Coach: John Erickson Capts. Joe Franklin
Mike Carlin

W Dec. 2	90	DePAUW	68	Madison
L Dec. 5	73	NOTRE DAME	81	Madison
W Dec. 9	120	SMU	82	Madison
W Dec. 15	96	vs Louisiana State	94	Milwaukee
W Dec. 16	70	@ Marquette	62	Milwaukee
W Dec. 20	86	FLORIDA	81	Madison
W Dec. 27	86	@ Pennsylvania	67	Philadelphia
L Dec. 28	80	vs Temple	82	Philadelphia
L Dec. 29	66	vs Duquesne	76	Philadelphia
W Jan. 6	77	MICHIGAN (TV)	75	Madison
L Jan. 9	79	@ Purdue	99	Lafayette
L Jan. 11	56	@ Marquette	71	Milwaukee
W Jan. 16	70	MICHIGAN STATE	68	Madison
W Jan. 30	72	@ Minnesota	62	Minneapolis
L Feb. 3	64	@ Ohio State	86	Columbus
L Feb. 6	60	ILLINOIS	68	Madison
W Feb. 10	95	INDIANA (TV)	83	Madison
W Feb. 12	86	OHIO STATE	78	Madison
L Feb. 17	61	@ Iowa	69	Iowa City
L Feb. 24	77	@ Michigan State	87	East Lansing
W Feb. 27	94	MINNESOTA	82	Madison
W Mar. 2	104	PURDUE	84	Madison
L Mar. 5	85	@ Indiana	93	Bloomington
L Mar. 9	75	@ Northwestern	77	Evanston

1968-1969 (11-13) (5-9, Big Ten)

Coach: John Powless Capts. James Johnson
John Schell

L Nov. 30	55	@ Nebraska	68	Lincoln
W Dec. 3	67	KANSAS	62	Madison
W Dec. 7	94	NORTH DAKOTA	48	Madison
L Dec. 11	56	@ Notre Dame	57	South Bend
W Dec. 14	69	NORTHERN ILLINOIS	67	Madison
L Dec. 21	66	@ Florida	71	Gainesville
W Dec. 27	74	vs Ohio University	68	Milwaukee
L Dec. 28	56	@ Marquette	59	Milwaukee
W Dec. 31	69	vs Kentucky	65	Chicago (Stad.)
L Jan. 4	80	PURDUE (TV)	86	Madison
L Jan. 7	67	@ Michigan State	77	East Lansing
L Jan. 11	69	@ Ohio State	84	Columbus
W Jan. 14	68	MINNESOTA	61	Madison
W Jan. 28	56	MARQUETTE	50	Madison
L Feb. 1	73	@ Illinois	86	Champaign
L Feb. 4	63	INDIANA	65	Madison
W Feb. 8	77	OHIO STATE	73	Madison
W Feb. 11	69	@ Minnesota	63	Minneapolis
L Feb. 15	69	@ Purdue	87	Lafayette
W Feb. 22	76	MICHIGAN STATE	64	Madison

L Feb. 25	84	@ Indiana	101	Bloomington
L Mar. 1	79	@ Michigan (TV)	84	Ann Arbor
L Mar. 4	70	NORTHWESTERN	72	Madison
W Mar. 8	84	IOWA	74	Madison

1969-1970 (10-14) (5-9, Big Ten)

Coach: John Powless Capt. Albert Henry

W Dec. 1	88	BALL STATE	74	Madison
W Dec. 6	78	@ SMU	76	Dallas
L Dec. 8	60	@ Kansas	76	Lawrence
L Dec. 13	69	SOUTHERN ILLINOIS	74	Madison
L Dec. 16	73	@ Iowa State	84	Ames
W Dec. 20	85	PITTSBURGH	71	Madison
W Dec. 26	81	vs Utah State	74	Milwaukee
L Dec. 27	43	@ Marquette	64	Milwaukee
L Jan. 3	69	ILLINOIS (TV)	74	Madison
L Jan. 6	74	@ Purdue	90	Lafayette
L Jan. 10	74	IOWA	92	Madison
W Jan. 13	90	MINNESOTA	84	Madison
L Jan. 27	51	@ Marquette	60	Milwaukee
W Jan. 31	72	OHIO UNIVERSITY	69	Madison
W Feb. 3	66	@ Illinois	65	Champaign
W Feb. 7	89	MICHIGAN STATE	79	Madison
L Feb. 10	100	@ Iowa	119	Iowa City
W Feb. 14	84	MICHIGAN (TV)	74	Madison
L Feb. 17	77	INDIANA	89	Madison
L Feb. 21	75	@ Northwestern	82	Evanston
L Feb. 24	86	OHIO STATE	98	Madison
W Feb. 28	90	@ Michigan	86	Ann Arbor
L Mar. 3	82	NORTHWESTERN	87	Madison
L Mar. 7	87	@ Ohio State	96	Columbus

1970-1971 (9-15) (4-10, Big Ten)

Coach: John Powless Capts. Dennis Conlon
Clarence Sherrord

W Dec. 1	102	EASTERN ILLINOIS	84	Madison
W Dec. 5	114	MICHIGAN TECH	70	Madison
L Dec. 8	76	@ Pittsburgh	81	Pittsburgh
W Dec. 12	94	LOYOLA (New Orleans)	83	Madison
L Dec. 15	80	@ Ohio University	81	Athens
W Dec. 19	96	TULANE	77	Madison
W Dec. 29	89	vs Texas	73	Milwaukee
L Dec. 30	69	@ Marquette	72	Milwaukee
L Jan. 9	89	MICHIGAN (TV)	90	Madison
L Jan. 12	82	@ Illinois	84	Champaign
L Jan. 16	69	@ Ohio State	83	Columbus
W Jan. 19	87	NORTHWESTERN	72	Madison
L Feb. 2	75	MARQUETTE	89	Madison
L Feb. 6	91	IOWA	93	Madison
L Feb. 9	75	@ Southern Illinois	86	Carbondale
L Feb. 13	91	OHIO STATE	101	Madison
L Feb. 16	71	OHIO STATE	79	Madison
L Feb. 20	78	@ Michigan State	97	East Lansing
W Feb. 23	88	ILLINOIS	84	Madison
W Feb. 27	89	@ Iowa	83	Iowa City
W Mar. 2	94	INDIANA	87	Madison
L Mar. 6	98	@ Minnesota	104	Minneapolis
L Mar. 9	77	PURDUE	81	Madison
L Mar. 13	73	@ Michigan (TV)	93	Ann Arbor

1971-1972 (13-11) (6-8, Big Ten)

Coach: John Powless Capt. Bob Frasier

W Dec. 1	107	MICHIGAN TECH	74	Madison
L Dec. 4	70	@ Tulane	72	New Orleans
W Dec. 6	67	@ Loyola (New Orleans)	66	New Orleans
W Dec. 8	92	DePAUW	69	Madison
W Dec. 11	104	NORTHERN MICHIGAN	65	Madison
W Dec. 13	90	FLORIDA TECH	58	Madison
W Dec. 18	80	PITTSBURGH	63	Madison
L Dec. 27	83	vs Marshall	85	Milwaukee
W Dec. 28	82	vs Georgetown	62	Milwaukee
L Jan. 3	60	@ Marquette	72	Milwaukee
W Jan. 8	81	IOWA (TV)	80	Madison
L Jan. 11	76	@ Michigan State	83	East Lansing
W Jan. 15	66	@ Indiana (OT)	64	Bloomington
L Jan. 18	59	MINNESOTA	65	Madison
L Feb. 5	69	@ Ohio State	79	Columbus
L Feb. 12	76	INDIANA (OT)	84	Madison
W Feb. 15	84	@ Purdue	65	Lafayette
L Feb. 19	73	@ Minnesota	76	Minneapolis
W Feb. 22	66	PURDUE	60	Madison
L Feb. 26	86	@ Illinois	91	Champaign
W Feb. 29	101	MICHIGAN STATE	74	Madison
L Mar. 4	82	NORTHWESTERN	90	Madison
L Mar. 7	70	@ Michigan	93	Ann Arbor
W Mar. 11	97	ILLINOIS	84	Madison

1973-1974 (16-8) (8-6, Big Ten)

Year-by-Year Results

W	Dec. 22	73	UW-MILWAUKEE	46	Madison
W	Dec. 28	74	vs SMU	73	Milwaukee
L	Dec. 29	48	@ Marquette (OT)	49	Milwaukee
W	Jan. 5	87	NORTHWESTERN	53	Madison
W	Jan. 9	69	OHIO UNIVERSITY	68	Madison
L	Jan. 12	51	@ Indiana	52	Bloomington
W	Jan. 19	101	ILLINOIS	75	Madison
W	Jan. 26	69	OHIO STATE	64	Madison
L	Jan. 28	75	@ Michigan	83	Ann Arbor
L	Feb. 2	63	@ Minnesota (OT)	64	Minneapolis
L	Feb. 5	58	@ Marquette	59	Milwaukee
W	Feb. 9	113	IOWA	87	Madison
L	Feb. 11	63	INDIANA	81	Madison
L	Feb. 16	80	@ Purdue	107	Lafayette
W	Feb. 23	68	@ Ohio State	56	Columbus
L	Feb. 25	74	MICHIGAN	79	Madison
W	Mar. 2	87	MICHIGAN STATE	80	Madison
W	Mar. 4	74	@ Iowa	58	Iowa City
W	Mar. 9	77	@ Northwestern	62	Evanston

1974 (8-0)

JAPAN TRIP

W/L	Date	WIS	Opponent	OPP	Played at
W	July 14	83	Japan Nationals	64	Tokyo
W	July 16	96	Japan Nationals	57	Niiga
W	July 18	86	Japan Nationals	66	Fukui
W	July 20	77	Japan Nationals	54	Kyoto
W	July 21	83	Japan Nationals	65	Kobe
W	July 23	98	Japan Nationals	46	Sapporo
W	July 24	88	Japan Nationals	61	Tokyo
W	July 25	84	Japan Nationals	68	Tokyo

1974-1975 (8-18) (5-13, Big Ten)

Coach: John Powless

Capt. Dale Koehler

W	Nov. 30	71	OHIO UNIVERSITY	62	Madison
L	Dec. 4	60	ST. MARY'S (CA)	62	Madison
W	Dec. 7	86	IOWA STATE	84	Madison
L	Dec. 18	67	STANFORD	89	Madison
W	Dec. 21	79	BROWN	68	Madison
L	Dec. 27	78	vs Virginia	86	Milwaukee
L	Dec. 28	89	vs Georgia (OT)	91	Milwaukee
L	Jan. 2	46	MINNESOTA	61	Madison
L	Jan. 4	66	@ Northwestern	69	Evanston
L	Jan. 11	49	@ Purdue	88	Lafayette
L	Jan. 13	56	@ Illinois	72	Champaign
L	Jan. 18	67	OHIO STATE	69	Madison
L	Jan. 20	69	INDIANA	89	Madison
L	Jan. 25	87	@ Michigan State	105	East Lansing
L	Jan. 27	74	@ Michigan (OT)	75	Ann Arbor
W	Feb. 1	86	IOWA (OT)	85	Madison
L	Feb. 4	63	MARQUETTE	69	Madison
L	Feb. 8	64	PURDUE (TV)	69	Madison
W	Feb. 10	76	ILLINOIS	70	Madison
L	Feb. 15	70	@ Ohio State	76	Columbus
L	Feb. 17	58	@ Indiana	93	Bloomington
W	Feb. 22	103	MICHIGAN STATE	96	Madison
W	Feb. 24	70	MICHIGAN	68	Madison
L	Mar. 1	68	@ Iowa	75	Iowa City
L	Mar. 3	58	@ Minnesota	65	Minneapolis
W	Mar. 8	94	NORTHWESTERN	70	Madison

1975-1976 (10-16) (4-14, Big Ten)

Coach: John Powless

Capt. Dale Koehler

W	Nov. 29	105	DePAUL	63	Madison
W	Dec. 3	87	NORTH DAKOTA STATE	79	Madison
W	Dec. 6	88	LOYOLA (CHICAGO)	73	Madison
W	Dec. 8	97	NORTHERN ILLINOIS	77	Madison
W	Dec. 13	92	NORTHERN MICHIGAN	59	Madison
L	Dec. 16	54	@ Marquette	78	Milwaukee
W	Dec. 29	70	vs Stanford	64	Milwaukee
L	Dec. 30	66	@ Marquette	82	Milwaukee
W	Jan. 3	70	MICHIGAN STATE	63	Madison
W	Jan. 5	82	OHIO STATE (OT)	81	Madison
L	Jan. 8	81	MICHIGAN	106	Madison
L	Jan. 10	72	@ Purdue	87	Lafayette
L	Jan. 12	61	@ Illinois	71	Champaign
L	Jan. 17	71	IOWA (TV)	81	Madison
L	Jan. 19	84	MINNESOTA	96	Madison
L	Jan. 24	60	@ Northwestern	62	Evanston
L	Jan. 31	61	@ Indiana	114	Bloomington
L	Feb. 2	86	@ Michigan	107	Ann Arbor
L	Feb. 7	74	PURDUE	85	Madison
L	Feb. 9	59	ILLINOIS	70	Madison
L	Feb. 14	82	@ Iowa	96	Iowa City
L	Feb. 16	74	@ Minnesota	98	Minneapolis
L	Feb. 21	77	NORTHWESTERN	90	Madison
L	Feb. 26	67	INDIANA	96	Madison
W	Mar. 1	91	@ Ohio State	79	Columbus
W	Mar. 6	86	@ Michigan State	82	East Lansing

1976-1977 (9-18) (7-11, Big Ten)

Coach: William L. Cofield

Capt. Pete Brey

L	Nov. 27	64	@ Kentucky	72	Lexington
W	Dec. 2	82	ST. MARY'S (CA)	76	Madison
W	Dec. 6	68	DePAUL	66	Madison

L	Dec. 11	66	@ Stanford	70	Palo Alto
L	Dec. 13	57	@ Northern Illinois	81	DeKalb
W	Dec. 15	71	LOYOLA (CHICAGO)	68	Madison
W	Dec. 27	74	vs Boston College	66	Milwaukee
L	Dec. 28	57	@ Marquette	64	Milwaukee
L	Jan. 6	61	@ Michigan State	84	East Lansing
L	Jan. 8	63	@ Michigan	66	Ann Arbor
L	Jan. 13	58	OHIO STATE	60	Madison
L	Jan. 15	64	INDIANA	79	Madison
W	Jan. 20	61	NORTHWESTERN	60	Madison
L	Jan. 22	64	@ Minnesota	82	Minneapolis
L	Jan. 24	71	@ Purdue	81	Lafayette
L	Jan. 27	64	MICHIGAN	69	Madison
W	Jan. 29	87	MICHIGAN ST (3OT TV)	83	Madison
L	Feb. 3	72	@ Illinois	82	Champaign
L	Feb. 5	73	@ Iowa	90	Iowa City
W	Feb. 10	76	PURDUE	74	Madison
W	Feb. 12	62	ILLINOIS	50	Madison
L	Feb. 19	88	@ Northwestern	98	Evanston
L	Feb. 21	58	MARQUETTE	73	Madison
W	Feb. 24	66	@ Indiana	64	Bloomington
L	Feb. 26	80	@ Ohio State (OT)	82	Columbus
L	Mar. 3	61	MINNESOTA	64	Madison
L	Mar. 5	93	IOWA (2OT)	94	Madison

1977-1978 (8-19) (4-14, Big Ten)

Coach: William L. Cofield

Capt. James Smith

W	Dec. 1	72	UW-MILWAUKEE	66	Madison
W	Dec. 3	96	CANISIUS	70	Madison
L	Dec. 7	74	@ George Washington	77	Washington
L	Dec. 9	62	@ Providence	73	Providence
L	Dec. 12	73	@ Iowa State	82	Ames
L	Dec. 14	62	DePAUL	85	Madison
W	Dec. 29	71	LOYOLA	70	Madison
W	Dec. 31	74	NORTHERN ILLINOIS (OT)	73	Madison
L	Jan. 5	61	@ Ohio State	77	Columbus
L	Jan. 7	63	@ Michigan State	74	East Lansing
L	Jan. 12	70	PURDUE	79	Madison
W	Jan. 14	78	INDIANA	85	Madison
L	Jan. 19	64	@ Michigan	63	Ann Arbor
L	Jan. 21	51	MINNESOTA	61	Madison
L	Jan. 28	85	NORTHWESTERN (TV)	93	Madison
L	Jan. 30	73	@ Iowa	88	Iowa City
L	Feb. 2	71	@ Illinois	74	Champaign
W	Feb. 4	82	IOWA	72	Madison
L	Feb. 9	55	@ Minnesota	64	Minneapolis
W	Feb. 11	80	ILLINOIS	73	Madison
L	Feb. 14	64	@ Marquette	75	Milwaukee
L	Feb. 16	66	MICHIGAN	68	Madison
W	Feb. 18	81	@ Northwestern	80	Evanston
L	Feb. 23	54	@ Indiana	58	Bloomington
L	Feb. 25	78	@ Purdue (TV)	87	Lafayette
L	Mar. 2	75	MICHIGAN STATE	89	Madison
L	Mar. 4	78	OHIO STATE	83	Madison

1978-1979 (12-15) (6-12, Big Ten)

Coach: William L. Cofield

Capt. Arnold Gaines Joe Chernelich

W	Dec. 1	72	UW-MILWAUKEE	66	Madison
W	Dec. 3	96	CANISIUS	70	Madison
L	Dec. 7	74	@ George Washington	77	Washington
L	Dec. 9	62	@ Providence	73	Providence
L	Dec. 12	73	@ Iowa State	82	Ames
L	Dec. 14	62	DePAUL	85	Madison
W	Dec. 29	71	LOYOLA	70	Madison
W	Dec. 31	74	NORTHERN ILLINOIS (OT)	73	Madison
L	Jan. 5	61	@ Ohio State	77	Columbus
L	Jan. 7	63	@ Michigan State	74	East Lansing
L	Jan. 12	70	PURDUE	79	Madison
W	Jan. 14	78	INDIANA	85	Madison
L	Jan. 19	64	@ Michigan	63	Ann Arbor
L	Jan. 21	51	MINNESOTA	61	Madison
L	Jan. 28	85	NORTHWESTERN (TV)	93	Madison
L	Jan. 30	73	@ Iowa	88	Iowa City
W	Feb. 4	82	IOWA	72	Madison
L	Feb. 9	55	@ Minnesota	64	Minneapolis
W	Feb. 11	80	ILLINOIS	73	Madison
L	Feb. 14	64	@ Marquette	75	Milwaukee
L	Feb. 16	66	MICHIGAN	68	Madison
W	Feb. 18	81	@ Northwestern	80	Evanston
L	Feb. 23	54	@ Indiana	58	Bloomington
L	Feb. 25	78	@ Purdue (TV)	87	Lafayette
L	Mar. 2	75	MICHIGAN STATE	89	Madison
L	Mar. 4	78	OHIO STATE	83	Madison

1979-1980 (15-14) (7-11, Big Ten)

Coach: William L. Cofield

Capt. Joe Chernelich Robert Jenkins

W	Nov. 30	99	OKLAHOMA CITY	92	Madison
W	Dec. 1	68	EAST TENNESSEE STATE	56	Madison
L	Dec. 5	77	@ DePaul	90	Chicago
L	Dec. 8	62	ALABAMA	66	Madison

W	Dec. 12	69	EASTERN MICHIGAN	57	Madison
W	Dec. 15	57	@ Marquette	56	Milwaukee
W	Dec. 22	103	CLEVELAND STATE	78	Madison
W	Dec. 23	94	MORGAN STATE	42	Madison
L	Dec. 27	82	vs Nebraska (OT)	83	Honolulu
W	Dec. 29	86	vs Nevada-Reno	61	Honolulu
W	Dec. 30	78	vs Army	54	Honolulu
W	Jan. 3	75	NORTHWESTERN	66	Madison
W	Jan. 5	52	INDIANA	50	Madison
L	Jan. 10	76	@ Minnesota (OT)	82	Minneapolis
L	Jan. 12	65	@ Iowa	66	Iowa City
L	Jan. 17	61	@ Michigan State	62	East Lansing
L	Jan. 19	64	ILLINOIS	69	Madison
L	Jan. 24	60	PURDUE (OT)	73	Madison
W	Jan. 26	72	@ Ohio State	71	Columbus
L	Jan. 31	69	MICHIGAN (OT)	73	Madison
W	Feb. 2	70	OHIO STATE (TV)	67	Madison
L	Feb. 7	50	@ Illinois	67	Champaign
L	Feb. 9	59	@ Michigan	68	Ann Arbor
W	Feb. 14	80	MICHIGAN STATE	66	Madison
L	Feb. 16	61	@ Purdue (TV)	69	West Lafayette
W	Feb. 21	62	IOWA	58	Madison
W	Feb. 23	70	MINNESOTA	55	Madison
L	Feb. 28	52	@ Indiana	61	Bloomington
L	Mar. 1	50	@ Northwestern	53	Evanston

1980-1981 (11-16) (5-13, Big Ten)

Coach: William L. Cofield

Capt. Dan Hastings

L	Dec. 1	75	@ Alabama	90	Tuscaloosa
W	Dec. 5	77	KENTUCKY STATE	65	Madison
W	Dec. 6	68	UW-GREEN BAY (2OT)	66	Madison
W	Dec. 9	85	BALL STATE	72	Madison
L	Dec. 12	63	vs Davidson	67	Charlotte
W	Dec. 13	71	@ UNC-Charlotte	63	Charlotte
W	Dec. 22	58	TEXAS SOUTHERN	49	Madison
W	Dec. 31	69	CENTRAL MICHIGAN	62	Madison
L	Jan. 8	60	@ Minnesota	76	Minneapolis
L	Jan. 10	48	@ Northwestern	50	Evanston
L	Jan. 15	66	IOWA	76	Madison
L	Jan. 17	69	PURDUE	71	Madison
W	Jan. 22	63	MICHIGAN STATE	62	Madison
W	Jan. 24	54	@ Illinois	45	Champaign
L	Jan. 29	67	@ Ohio State	71	Columbus
L	Jan. 31	67	MICHIGAN	74	Madison
L	Feb. 5	64	@ Indiana	89	Bloomington
L	Feb. 7	64	@ Michigan	71	Ann Arbor
L	Feb. 12	65	ILLINOIS	84	Madison
L	Feb. 14	52	INDIANA	59	Madison
L	Feb. 19	65	@ Michigan State	74	East Lansing
W	Feb. 21	77	OHIO STATE (TV)	63	Madison
L	Feb. 26	61	@ Purdue	72	West Lafayette
L	Feb. 28	75	@ Iowa	96	Iowa City
W	Mar. 5	60	NORTHWESTERN	57	Madison
W	Mar. 7	60	MINNESOTA (OT)	58	Madison
L	Mar. 10	53	MARQUETTE	64	Madison

1981-1982 (6-21) (3-15, Big Ten)

W	Dec. 20	58	vs Northern Illinois	55	Rockford
L	Dec. 28	43	vs Georgetown	71	Los Angeles
L	Dec. 29	76	@ USC	86	Los Angeles
L	Jan. 6	64	PURDUE	80	Madison
L	Jan. 8	54	ILLINOIS	61	Madison
L	Jan. 13	66	@ Michigan State	86	East Lansing
L	Jan. 15	57	@ Michigan (TV)	62	Ann Arbor
W	Jan. 20	49	NORTHWESTERN	45	Madison
W	Jan. 22	65	IOWA	62	Madison
W	Jan. 29	58	MINNESOTA	65	Madison
L	Feb. 3	73	@ Indiana	83	Bloomington
L	Feb. 5	69	@ Ohio State	82	Columbus
L	Feb. 9	65	OHIO STATE (TV)	68	Madison
L	Feb. 12	56	INDIANA	75	Madison
L	Feb. 17	62	MARQUETTE	68	Madison
L	Feb. 19	71	@ Minnesota (TV)	78	Minneapolis
L	Feb. 24	63	@ Iowa	93	Iowa City
L	Feb. 26	57	vs Northwestern (TV)	64	Chicago (DePaul)
W	Mar. 2	82	MICHIGAN (TV)	70	Madison
L	Mar. 5	65	MICHIGAN STATE	91	Madison
L	Mar. 10	64	@ Illinois	71	Champaign
L	Mar. 12	64	@ Purdue	79	West Lafayette

1983-1984 (8-20) (4-14, Big Ten)

Coach: Steve Yoder		Capt. Cory Blackwell		Scott Roth	
W	Nov. 26	100	FLORIDA A&M	56	Madison
L	Dec. 1	59	@ Northern Iowa	60	Cedar Falls
W	Dec. 3	78	SOUTHERN ILLINOIS	72	Madison
L	Dec. 5	69	NEBRASKA (2OT)	71	Madison
W	Dec. 7	90	NORTHERN ILLINOIS	68	Madison
L	Dec. 10	64	@ Kansas State	71	Manhattan
L	Dec. 20	60	@ Toledo	73	Toledo
L	Dec. 29	84	vs Oklahoma State	89	Dayton
W	Dec. 30	87	vs Yale	77	Dayton
L	Jan. 5	65	@ Purdue	84	West Lafayette
L	Jan. 7	62	ILLINOIS (OT)	63	Madison
W	Jan. 12	81	MICHIGAN STATE	74	Madison
W	Jan. 14	71	MICHIGAN (TV)	64	Madison
W	Jan. 19	61	@ Northwestern (OT)	60	Evanston
L	Jan. 21	62	@ Iowa (TV)	75	Iowa City
L	Jan. 25	62	@ Minnesota (TV)	75	Minneapolis
L	Feb. 2	74	OHIO STATE	85	Madison
L	Feb. 4	67	INDIANA	81	Madison
L	Feb. 9	64	@ Indiana	74	Bloomington
L	Feb. 11	65	@ Ohio State	71	Columbus
L	Feb. 15	67	MINNESOTA (TV)	68	Madison
L	Feb. 16	59	@ Marquette	74	Milwaukee
L	Feb. 23	55	IOWA	63	Madison
W	Feb. 26	54	NORTHWESTERN	47	Madison
L	Mar. 1	75	@ Michigan	84	Ann Arbor
L	Mar. 3	59	@ Michigan State (TV)	78	East Lansing
L	Mar. 6	48	PURDUE	61	Madison
L	Mar. 10	57	@ Illinois	81	Champaign

1984 (4-2)

HUNGARY-AUSTRIA TRIP			OPP	Played at
W/L	Date	WIS Opponent	69	Budapest
W	Aug. 7	105 Ganz-Mavag	56	Szekesfehervar
W	Aug. 9	63 Hungary Nationals	69	Siofok
L	Aug. 11	65 Hungary Nationals	71	Sopron
W	Aug. 13	86 Hungary Nationals	100	Szazhalombatta
L	Aug. 14	96 Hungary Nationals (OT)	87	Vienna
W	Aug. 17	88 Landis & GYR		

1984-1985 (14-14) (5-13, Big Ten)

Coach: Steve Yoder		Capt. Scott Roth			
W	Nov. 25	93	MORGAN STATE	78	Madison
W	Dec. 1	61	WASHINGTON STATE	59	Madison
W	Dec. 3	88	KENTUCKY STATE	74	Madison
W	Dec. 6	96	SOUTH DAKOTA	56	Madison
W	Dec. 8	74	CENTRAL MICHIGAN	63	Madison
L	Dec. 12	51	@ Nebraska	53	Lincoln
W	Dec. 14	90	DARTMOUTH	70	Madison
W	Dec. 22	83	@ Northern Illinois	71	Rockford
W	Dec. 28	71	vs Texas A&M	69	Albuquerque
W	Dec. 29	83	@ New Mexico	74	Albuquerque
W	Jan. 5	52	@ Northwestern	51	Evanston
L	Jan. 9	88	@ Ohio State (TV)	99	Columbus
L	Jan. 12	68	@ Indiana (TV)	90	Bloomington
L	Jan. 17	67	ILLINOIS	78	Madison
L	Jan. 19	68	PURDUE	72	Madison
L	Jan. 24	62	@ Minnesota	72	Minneapolis
L	Jan. 26	65	@ Iowa	105	Iowa City
L	Jan. 31	68	MICHIGAN STATE	77	Madison
L	Feb. 2	81	MICHIGAN (TV)	94	Madison
L	Feb. 7	54	INDIANA	58	Madison
W	Feb. 9	92	OHIO STATE	78	Madison
L	Feb. 14	52	@ Purdue	67	West Lafayette
L	Feb. 16	49	@ Illinois (TV)	68	Champaign
W	Feb. 20	54	IOWA (TV)	53	Madison
W	Feb. 24	65	MINNESOTA	61	Madison
L	Feb. 28	68	@ Michigan	88	Ann Arbor
L	Mar. 2	63	@ Michigan State (TV)	83	East Lansing
W	Mar. 9	61	NORTHWESTERN	53	Madison

1985-1986 (12-16) (4-14, Big Ten)

Coach: Steve Yoder		Capt. Jay Laszewski		Rick Olson		Gregg Steinhaus	
W	Nov. 22	68	@ South Carolina	65	Columbia		
W	Nov. 27	104	CAL STATE-LA	88	Madison		
W	Nov. 30	75	MARQUETTE	74	Madison		
W	Dec. 2	90	SAN FRANCISCO STATE	61	Madison		
W	Dec. 5	82	EAST TEXAS STATE	60	Madison		
W	Dec. 7	88	MIAMI (FL)	66	Madison		
W	Dec. 9	74	@ Washington State	68	Pullman		
W	Dec. 12	76	NORTHERN ILLINOIS	67	Madison		
L	Dec. 27	72	vs Boston College	74	Tucson		
L	Dec. 28	49	vs Princeton	54	Tucson		
W	Jan. 4	57	NORTHWESTERN (TV)	52	Madison		
L	Jan. 9	61	OHIO STATE	78	Madison		
L	Jan. 11	69	INDIANA	80	Madison		
L	Jan. 16	54	@ Illinois	73	Champaign		
L	Jan. 19	73	@ Purdue (TV)	100	West Lafayette		
L	Jan. 23	65	MINNESOTA	67	Madison		
W	Jan. 25	69	IOWA (TV)	63	Madison		
L	Jan. 30	81	@ Michigan State	83	East Lansing		
L	Feb. 1	64	@ Michigan	91	Ann Arbor		
L	Feb. 6	69	@ Indiana	78	Bloomington		
L	Feb. 8	71	@ Ohio State (TV)	73	Columbus		
L	Feb. 13	78	PURDUE	80	Madison		
L	Feb. 15	74	ILLINOIS	82	Madison		
L	Feb. 20	48	@ Iowa	101	Iowa City		
W	Feb. 22	70	@ Minnesota	64	Minneapolis		
L	Feb. 26	74	MICHIGAN	97	Madison		
L	Mar. 2	71	MICHIGAN STATE	84	Madison		
W	Mar. 9	70	@ Northwestern (TV)	68	Evanston		

1986-1987 (14-17) (4-14, Big Ten)

Coach: Steve Yoder		Capt. Mike Heineman		Rod Ripley		J.J. Weber	
W	Nov. 28	86	NEBRASKA-OMAHA	47	Madison		
W	Nov. 29	65	SOUTH FLORIDA	51	Madison		
L	Dec. 1	71	@ Marquette	84	Milwaukee		
W	Dec. 4	47	SOUTH CAROLINA	45	Madison		
L	Dec. 6	66	@ Central Michigan	80	Mt. Pleasant		
W	Dec. 8	65	@ Miami (FL)	54	Miami		
W	Dec. 10	81	NORTH DAKOTA STATE	76	Madison		
W	Dec. 11	95	vs Northern Illinois	63	Rockford		
W	Dec. 22	72	EASTERN ILLINOIS	68	Madison		
W	Dec. 23	87	KENTUCKY STATE	59	Madison		
W	Dec. 27	82	@ Hawaii	77	Honolulu		
W	Dec. 29	66	vs California	63	Honolulu		
L	Dec. 30	82	vs Pittsburgh	98	Honolulu		
L	Jan. 3	67	@ Minnesota	69	Minneapolis		
L	Jan. 5	63	@ Iowa	78	Iowa City		
L	Jan. 8	66	ILLINOIS	68	Madison		
L	Jan. 10	48	PURDUE (TV)	57	Madison		
L	Jan. 15	65	@ Indiana	103	Bloomington		
L	Jan. 17	66	@ Ohio State	81	Columbus		
L	Jan. 22	78	MICHIGAN STATE	81	Madison		
L	Jan. 24	78	MICHIGAN	84	Madison		
W	Jan. 31	62	@ Northwestern	57	Evanston		
L	Feb. 5	62	@ Purdue	70	West Lafayette		
L	Feb. 7	74	@ Illinois	99	Champaign		
L	Feb. 12	69	OHIO STATE	83	Madison		
L	Feb. 16	85	INDIANA (3OT) (TV)	86	Madison		
L	Feb. 18	64	@ Michigan (TV)	77	Ann Arbor		
W	Feb. 21	65	@ Michigan State	63	East Lansing		
W	Mar. 1	76	NORTHWESTERN	59	Madison		
W	Mar. 5	69	MINNESOTA	52	Madison		
L	Mar. 8	71	IOWA	81	Madison		

1987-1988 (12-16) (6-12, Big Ten)

Coach: Steve Yoder		Capt. Tom Molaski		Rodney Tapp	
W	Nov. 28	58	@ South Florida	55	Tampa
W	Dec. 1	87	NORTHERN ILLINOIS	77	Madison
L	Dec. 3	52	@ Eastern Illinois	59	Charleston
W	Dec. 5	92	BUTLER	80	Madison
L	Dec. 8	76	@ Southern Illinois	80	Carbondale
W	Dec. 10	66	MARQUETTE	55	Madison
L	Dec. 12	75	LOYOLA	78	Madison
L	Dec. 28	65	@ UNLV	102	Las Vegas
W	Dec. 29	64	vs Northern Iowa	56	Las Vegas
W	Jan. 3	80	WASHINGTON STATE	65	Madison
W	Jan. 7	78	MICHIGAN STATE (2OT)	72	Madison
W	Jan. 9	64	OHIO STATE	63	Madison
L	Jan. 14	53	@ Indiana	55	Bloomington
L	Jan. 16	65	ILLINOIS (TV)	80	Madison
L	Jan. 21	54	@ Michigan	65	Ann Arbor
L	Jan. 25	89	IOWA (TV)	104	Madison
W	Jan. 30	80	NORTHWESTERN	59	Madison
L	Feb. 3	62	@ Purdue (TV)	86	West Lafayette
L	Feb. 8	62	@ Minnesota (TV)	71	Minneapolis
L	Feb. 11	67	MICHIGAN	80	Madison
L	Feb. 13	53	@ Ohio State	78	Columbus
L	Feb. 21	65	@ Illinois	85	Champaign
L	Feb. 24	74	INDIANA (TV)	84	Madison
W	Feb. 28	81	MINNESOTA	70	Madison

L	Mar. 3	56	PURDUE	84	Madison
W	Mar. 5	74	@ Northwestern	69	Evanston
L	Mar. 10	70	@ Iowa	103	Iowa City
W	Mar. 12	71	@ Michigan State	69	East Lansing

1988 (8-0)

DENMARK-FINLAND-SWEDEN TOUR		OPP	Played at		
W/L	Date	WIS Opponent	53	Halsingborg, Sweden	
W	Aug. 11	104	Halsingborg		
W	Aug. 13	75	Denmark Nationals	68	Copenhagen, Denmark
W	Aug. 14	77	Denmark Nationals	58	Copenhagen, Denmark
W	Aug. 16	94	Finland Nationals	65	Helsinki, Finland
W	Aug. 17	95	FOKOPO	62	Forssa, Finland
W	Aug. 19	88	Uusikaupunki	74	Uusikaupunki, Finland
W	Aug. 20	91	Solna	55	Solna, Sweden
W	Aug. 21	120	Taby	118	Sodentalje, Sweden

1988-89 (18-12) (8-10, Big Ten) (1-1, NIT)

Coach: Steve Yoder		Capt. Tom Molaski, Danny Jones, Trent Jackson			
W	Nov. 26	74	OREGON	47	Madison
W	Nov. 28	98	FERRIS STATE	61	Madison
W	Dec. 2	89	vs Maine	72	Milwaukee
W	Dec. 3	70	@ Marquette	55	Milwaukee
W	Dec. 5	52	EASTERN ILLINOIS	44	Madison
L	Dec. 7	76	@ Loyola (IL)	90	Chicago
W	Dec. 10	63	@ Butler	53	Indianapolis
W	Dec. 14	89	DENVER	34	Madison
W	Dec. 30	84	EASTERN MICHIGAN	69	Madison
W	Jan. 4	75	MINNESOTA (TV)	67	Madison
L	Jan. 7	70	@ Ohio State (TV)	73	Columbus
L	Jan. 12	80	@ Illinois	103	Champaign
L	Jan. 14	62	PURDUE	68	Madison
L	Jan. 19	58	INDIANA (OT)	61	Madison
W	Jan. 21	71	MICHIGAN	68	Madison
L	Jan. 26	70	@ Iowa	78	Iowa City
W	Jan. 28	59	@ Northwestern (TV)	58	Evanston
W	Feb. 2	69	MICHIGAN STATE (OT)	64	Madison
L	Feb. 8	58	@ Minnesota (TV)	59	Minneapolis
W	Feb. 11	65	IOWA	54	Madison
W	Feb. 15	72	NORTHWESTERN (TV)	60	Madison
W	Feb. 18	72	ILLINOIS (TV)	52	Madison
W	Feb. 22	61	MARQUETTE	50	Madison
L	Feb. 25	70	@ Michigan	92	Ann Arbor
L	Mar. 2	60	@ Purdue	65	West Lafayette
W	Mar. 4	77	OHIO STATE	65	Madison
L	Mar. 9	64	@ Indiana	75	Bloomington
L	Mar. 11	61	@ Michigan State	70	East Lansing
W	Mar. 15	63	NEW ORLEANS	61	Madison
L	Mar. 20	68	ST. LOUIS	73	Madison

1989-90 (14-17) (4-14, Big Ten)

Coach: Steve Yoder		Capt. Danny Jones, Kurt Portmann, Tim Locum			
L	Nov. 24	52	vs Eastern Michigan	71	Puerto Rico
W	Nov. 25	73	vs Western Kentucky	62	Puerto Rico
W	Nov. 26	63	vs Bradley	57	Puerto Rico
W	Nov. 28	81	NORTH DAKOTA STATE	55	Madison
W	Dec. 1	63	vs Gonzaga	58	Milwaukee
W	Dec. 2	63	@ Marquette (OT)	58	Milwaukee
L	Dec. 4	52	@ Washington State	55	Pullman, WA
W	Dec. 7	69	WESTERN ILLINOIS	42	Madison
W	Dec. 9	75	BUTLER	59	Madison
W	Dec. 15	68	ROLLINS	46	Madison
L	Dec. 28	64	vs Georgia	65	Tempe, AZ</


Year-by-Year Results

1971-1990 Exhibition Games


Record: 11-3

W/L	Date	UW	Opponent	OPP	Played at
W	Jan. 4, 1971	94	Australia	63	Madison
W	Dec. 15, 1971	90	Australia	78	Madison
W	Nov. 19, 1975	99	Windsor (Canada)	68	Madison
L	Nov. 12, 1979	70	Yugoslavia	93	Madison
W	Nov. 13, 1980	77	Team Fiat	70	Madison


W	Nov. 16, 1981	88	China	81	Madison
W	Nov. 11, 1982	94	Windsor (Canada)	58	Madison
L	Nov. 9, 1983	59	Yugoslavia	83	Madison
W	Nov. 21, 1984	76	Yugoslavia (Zadar)	67	Madison
W	Nov. 6, 1985	103	Czechoslovakia	83	Madison
L	Nov. 11, 1986	72	Poland	74	Madison
W	Nov. 19, 1987	80	Brandon (Canada)	56	Madison
W	Nov. 16, 1988	84	Victoria All-Stars	62	Madison
W	Nov. 19, 1989	86	Brazil	74	Madison




Don Rehfeldt was Wisconsin's last all-America selection in 1950.



Cory Blackwell led the Badgers in scoring in 1983 and 1984.




J.J. Weber was a captain in his senior season of 1987.



Dick Cable scored 1,180 points during his career from 1952-55

All-Time Record

All Games				BIG TEN				FINAL RANK	COACH
YEAR	WON	LOST	PTS	WON	LOST	PTS	PTS		
1899	0	3	43	—	—	—	—	—	Dr. J.C. Elsom
1900	1	1	40	—	—	—	—	—	Dr. J.C. Elsom
1901	1	1	50	—	—	—	—	—	Dr. J.C. Elsom
1902	7	3	316	—	—	—	—	—	Dr. J.C. Elsom
1903	5	2	213	—	—	—	—	—	Dr. J.C. Elsom
1904	10	4	423	—	—	—	—	—	Dr. J.C. Elsom
1905	10	8	681	—	—	—	—	—	Emmett D. Angell
1906	12	2	370	6	2	182	155	2	Emmett D. Angell
1907	11	3	407	6	2	217	139	1*	Emmett D. Angell
1908	10	2	366	7	1	252	160	1**	Emmett D. Angell
1909	8	4	329	5	4	188	139	3	Haskell Noyes
1910	9	5	340	7	5	293	190	2	Haskell Noyes
1911	9	6	431	6	6	317	223	5	Haskell Noyes
1912	15	0	487	12	0	382	180	1	Dr. W.E. Meanwell
1913	14	1	414	11	1	297	187	1	Dr. W.E. Meanwell
1914	15	0	520	12	0	377	196	1	Dr. W.E. Meanwell
1915	13	4	480	8	4	316	246	3	Dr. W.E. Meanwell
1916	20	1	574	11	1	359	221	1	Dr. W.E. Meanwell
1917	15	3	528	9	3	290	226	4	Dr. W.E. Meanwell
1918	14	3	396	9	3	269	234	1	Guy Lowman
1919	5	11	312	3	9	231	278	9*	Guy Lowman
1920	15	5	553	7	5	332	294	5	Guy Lowman
1921	13	4	411	8	4	283	236	1*	Dr. W.E. Meanwell
1922	14	5	422	8	4	279	231	2*	Dr. W.E. Meanwell
1923	12	3	344	11	1	286	160	1*	Dr. W.E. Meanwell
1924**	11	5	326	8	4	278	256	1*	Dr. W.E. Meanwell
1925	6	11	341	3	9	237	290	9	Dr. W.E. Meanwell
1926	8	9	462	4	8	298	331	8*	Dr. W.E. Meanwell
1927	10	7	434	7	5	312	279	4*	Dr. W.E. Meanwell
1928	13	4	453	9	3	328	286	3*	Dr. W.E. Meanwell
1929	15	2	522	10	2	342	285	1*	Dr. W.E. Meanwell
1930	15	2	446	8	2	255	209	2	Dr. W.E. Meanwell
1931	8	9	379	4	8	247	303	7*	Dr. W.E. Meanwell
1932	8	10	441	3	9	280	348	8*	Dr. W.E. Meanwell
1933	7	13	491	4	8	306	354	8	Dr. W.E. Meanwell
1934	14	6	655	8	4	374	333	2*	Dr. W.E. Meanwell
1935	15	5	589	9	3	363	303	1*	Harold E. Foster
1936	11	9	573	4	8	333	417	8	Harold E. Foster
1937	8	12	599	3	9	363	443	8*	Harold E. Foster
1938	10	10	730	5	7	439	449	7	Harold E. Foster
1939	10	10	630	4	8	369	421	7*	Harold E. Foster
1940	5	15	744	3	9	444	470	9	Harold E. Foster
1941	20	3	1004	11	1	536	424	1	Harold E. Foster
1942	14	7	979	10	5	718	606	2*	Harold E. Foster
1943	12	9	1022	6	6	592	555	4*	Harold E. Foster
1944	12	9	954	9	3	603	497	2*	Harold E. Foster
1945	10	11	971	4	8	530	598	6*	Harold E. Foster
1946	4	17	1002	1	11	576	669	9	Harold E. Foster
1947	16	6	1228	9	3	667	637	1	Harold E. Foster
1948	12	8	1047	7	5	608	623	3*	Harold E. Foster
1949	12	19	1199	5	7	623	617	7	Harold E. Foster
1950	17	5	1278	9	3	701	660	2	Harold E. Foster
1951	10	12	1250	7	7	790	804	4*	Harold E. Foster
1952	10	12	1280	5	9	817	844	7	Harold E. Foster
1953	13	9	1447	10	8	1162	1123	5	Harold E. Foster
1954	12	10	1494	6	8	952	936	5*	Harold E. Foster
1955	10	12	1577	5	9	1007	1071	6*	Harold E. Foster
1956	6	16	1530	4	10	1037	1080	8*	Harold E. Foster
1957	5	17	1316	3	11	875	1030	9	Harold E. Foster
1958	8	14	1382	3	11	801	1019	10	Harold E. Foster
1959	3	19	1376	1	13	949	1195	10	Harold E. Foster
1960	8	16	1743	4	10	1020	1167	9	John E. Erickson
1961	7	17	1696	4	10	996	1077	8	John E. Erickson
1962	17	7	2032	10	4	1171	1148	2	John E. Erickson
1963	14	10	1802	7	7	1053	1086	6	John E. Erickson
1964	8	16	1967	2	12	1101	1291	10	John E. Erickson
1965	9	13	1703	4	10	1088	1206	8	John E. Erickson
1966	11	13	1848	6	8	1056	1108	7	John E. Erickson
1967	13	11	1963	8	6	1187	1184	4	John E. Erickson
1968	13	11	1922	7	7	1099	1111	5	John E. Erickson
1969	11	13	1690	5	9	1028	1077	8*	John D. Powless
1970	10	14	1843	5	9	1143	1211	6*	John D. Powless
1971	9	15	2047	4	10	1177	1231	7*	John D. Powless
1972	13	11	1921	6	8	1086	1088	5*	John D. Powless
1973	11	13	1806	5	9	1038	1075	9	John D. Powless
1974	16	8	1827	8	6	1082	1002	4*	John D. Powless



Wes Matthews

1975	8	18	1853	2026	5	13	1260	1415	8	John D. Powless
1976	10	6	1997	2138	4	14	1338	1564	9	John D. Powless
1977	11	16	1861	1998	7	11	1264	1364	8*	William L. Cofield
1978	8	19	1913	2039	4	14	1265	1368	9*	William L. Cofield
1979	12	15	1883	1985	6	12	1237	1347	8*	William L. Cofield
1980	15	14	2023	1911	7	11	1148	1176	8	William L. Cofield
1981	11	16	1756	1846	5	13	1137	1248	9	William L. Cofield
1982	6	21	1735	1988	3	15	1096	1294	10	William L. Cofield
1983	8	20	1813	1994	3	15	1142	1313	10	Steve Yoder
1984	8	20	1899	1900	4	14	1149	1288	10	Steve Yoder
1985	14	14	1967	2013	5	13	1177	1346	9	Steve Yoder
1986	12	16	1996	2091	4	14	1218	1414	9	Steve Yoder
1987	14	17	2193	2213	4	14	1228	1348	8	Steve Yoder
1988	12	16	1933	2084	6	12	1218	1377	7	Steve Yoder
1989	18	12	2100	1941	8	10	1213	1232	6†	Steve Yoder
1990	14	17	2031	2004	4	14	1163	1263	8†	Steve Yoder
Totals	988	884	100,023	98,200	521	633	60,768	63,880		

Series Records

Air Force	2-0	Iowa Pre-Flight	1-0	Princeton	2-2
Alabama	0-2	Iowa State	3-5	Providence	1-1
Appleton Co. G	1-0	Kansas	1-3	Purdue	48-84
Arizona	1-1	Kansas State	2-2	Rice	1-1
Arkansas State	1-0	Kent State	1-0	Ripon	18-1
Armour Institute	2-0	Kentucky	1-2	Ripon Reserves	1-0
Army	1-0	Kentucky State	3-0	Rochester	1-0
Ball State	4-1	Knox	3-0	Rollins	2-0
Beloit	16-0	LSU	3-0	Rutgers	1-0
Boston College	3-2	LaCrosse YMCA	1-0	SIU-Edwardsville	1-0
Bowling Green	1-1	Lake Forest	1-0	SMU	3-2
Bradley	2-2	Lawerence	9-1	San Francisco State	1-0
Brigham Young	1-0	Lewis Institute	1-0	San Jose State	1-0
Brown	1-0	Lombard College	3-0	Sharon A.C.	1-0
Buckland Guards	0-1	Long Island	1-0	Sheboygan	1-0
Butler	17-11	Louisville	0-1	Sheboygan YMCA	1-0
CCNY	0-1	Loyola (IL)	8-6	Sioux City YMCA	0-1
Cal State Los Angeles	1-0	Loyola (New Orleans)	4-0	South Carolina	3-0
California	2-5	Maine	1-0	South Dakota	5-1
Camp Grant	2-1	Manhattan	1-0	South Dakota State	2-0
Canisius	1-1	Manitowoc	1-0	South Florida	2-0
Carleton	5-1	Marquette	51-45	Southern Illinois	1-3
Carroll	5-0	Marshall	0-1	Sparta Co. G	1-0
Central Michigan	3-2	Maryland	2-0	St. John's	2-0
Chicago	47-20	Menasha	1-0	St. Louis	2-2
Chicago YMCA	0-1	Miami (FL)	2-0	St. Mary's	1-1
Cincinnati	0-5	Miami (OH)	1-0	Stanford	2-4
Cleveland State	1-0	Michigan	45-70	Sun Prairie	1-0
Coe	1-0	Michigan State	42-43	Syracuse	1-0
Columbia	0-2	Michigan Tech	2-0	Temple	0-1
Creighton	1-0	Milliken	1-0	Tennessee	0-1
Dartmouth	3-1	Milton	1-0	Texas	1-0
Davidson	0-1	Milwaukee A.C.	1-1	Texas A&M	1-0
Dayton	1-0	Milwaukee Normal Alumni	2-2	Texas Southern	1-0
DePaul	1-6	Milwaukee Normal M Club	2-0	Texas-EI Paso	1-0
DePauw	10-0-1	Minnesota	67-85	Toledo	1-1
DePauw Pre-Flight	1-0	Missouri	6-3	Truax Field	0-1
Denver	2-0	Monmouth	1-0	Tulane	1-3
Detroit	1-0	Montana	1-0	Two Rivers A.C.	0-1
Dubuque YMCA	1-0	Morgan State	2-0	UC Davis	1-0
Duluth YMCA	1-0	Navy	1-0	UCLA	2-3
Duquesne	0-1	Nebraska	5-8	UNC-Charlotte	1-0
East Tennessee State	1-0	Nebraska Wesleyan	2-0	UNLV	0-1
East Texas State	1-0	Nebraska-Omaha	1-0	USC	1-2
Eastern Illinois	3-1	Nevada-Reno	2-0	UW-Green Bay	2-0
Eastern Michigan	2-1	New Mexico	2-0	UW-LaCrosse	3-0
Ferris State	1-0	New Orleans	1-0	UW-Milwaukee	9-0
Florida	1-1	New York Co. E	0-1	UW-Oshkosh	2-0
Florida A&M	1-0	North Dakota	4-0	UW-River Falls	2-0
Florida State	1-0	North Dakota State	5-1	UW-Stevens Point	1-1
Florida Tech	1-0	Northern Illinois	9-1	UW-Stout	1-0
Fond du Lac Co. E	1-1	Northern Iowa	3-1	UW-Superior	1-0
Fordham	1-0	Northern Michigan	2-0	Utah	1-1
Franklin College	2-3	Northwest College	1-0	Utah State	1-0
George Washington	0-1	Northwestern	81-50	Virginia	0-1
Georgetown	1-1	Northwestern College	2-0	Wabash	3-0
Georgia	0-2	Notre Dame	10-17	Washburn	1-0
Georgia Tech	1-0	Oberlin	0-1	Washington	0-3
Gonzaga	2-0	Oconto Co. F	1-0	Washington (St. Louis)	4-0
Great Lakes	2-11	Ohio State	47-65	Washington Cont. Co. F	0-1
Grinnell	3-0	Ohio U.	5-2	Washington State	4-3
Hamline	2-0	Oklahoma	2-2	Wausau YMCA	1-0
Hardin-Simmons	1-0	Oklahoma City	1-0	Wayland Academy	2-0
Harvard	1-0	Oklahoma State	0-1	West Side Milwaukee	1-0
Hawaii	1-0	Oral Roberts	0-2	West Virginia	2-1
Highland Park College	1-0	Oregon	2-2	Western Illinois	1-0
Houston	1-1	Oregon State	1-2	Western Kentucky	1-0
Hudson Co. C	1-0	Oshkosh YMCA	1-0	Western Michigan	1-0
Illinois	54-90	Pacific	1-0	Western Ontario	1-0
Illinois-Chicago	0-1	Parsons	1-0	Wisconsin Alumni	1-0
Indiana	46-75	Pennsylvania	4-0	Wyoming	0-1
Indiana State	0-1	Pittsburgh	10-5	Xavier (OH)	1-0
Institute A.C.	0-1	Portage Co. F	2-0	Yale	3-1
Iowa	53-63	Portland	0-1		

Record vs. Conferences

American South

New Orleans	1-0
-------------	-----

Atlantic Coast

Georgia Tech	1-0
Maryland	2-0
Virginia	0-1
Totals	3-1

Atlantic Ten

Rutgers	1-0
Temple	0-1
West Virginia	2-1
Duquesne	0-1
George Washington	0-1
Totals	3-4

Big East

Boston College	3-2
Georgetown	1-1
Providence	1-1
Syracuse	1-0
St. John's	2-0
Pittsburgh	10-5
Totals	18-9

Big Eight

Iowa State	3-5
Kansas	1-3
Kansas State	2-2
Missouri	6-3
Nebraska	5-8
Oklahoma	2-2
Oklahoma State	0-1
Totals	19-24

Big Sky

Montana	1-0
Nevada-Reno	2-0
Totals	3-0

Big Ten

Chicago	47-20
Illinois	54-90
Indiana	46-75
Iowa	53-63
Michigan	45-70
Michigan State	42-43
Minnesota	67-85
Northwestern	81-50
Ohio State	47-65
Purdue	48-84
Totals	530-645

Big West

Pacific	1-0
San Jose State	1-0
Utah State	1-0
UNLV	0-1
Totals	3-1

Ivy League

Brown	1-0
Columbia	0-2
Dartmouth	3-1
Harvard	1-0
Pennsylvania	4-0
Princeton	2-2
Yale	3-1
Totals	14-6

Metro

Cincinnati	0-5
Florida State	1-0
Louisville	0-1
South Carolina	3-0
Totals	4-6

Mid-American

Ball State	4-1
Bowling Green	1-1
Central Michigan	3-2
Eastern Michigan	2-1
Kent State	1-0
Miami (Ohio)	1-0
Ohio U.	5-2
Toledo	1-1
Western Michigan	1-0
Totals	19-8

Mid-Continent

Eastern Illinois	3-1
Illinois-Chicago	0-1
Northern Iowa	3-1
Western Illinois	1-0
Cleveland State	1-0
Totals	8-3

Midwestern Collegiate

Loyola (Illinois)	8-6
Butler	17-11
Oklahoma City	1-0
Oral Roberts	0-2
Xavier (Ohio)	1-0
St. Louis	2-2
Detroit	1-0
Totals	30-21

Missouri Valley

Bradley	2-2
Indiana State	0-1
Southern Illinois	1-3
Creighton	1-0
Totals	4-6

Pac 10

Arizona	1-1
California	2-5
Oregon	2-2
Oregon State	1-2
Stanford	2-4
UCLA	2-3
USC	1-2
Washington	0-3
Washington State	4-3
Totals	15-25

Southeastern

Alabama	0-2
Florida	1-1
Georgia	0-2
Kentucky	1-2
LSU	3-0
Tennessee	0-1
Totals	5-8

Southern

Marshall	0-1
Davidson	0-1
East Tennessee State	1-0
Totals	1-2

Southland

Arkansas State	1-0
----------------	-----

Southwest

Houston	1-1
Rice	1-1
Southern Methodist	3-2
Texas	1-0
Texas A&M	1-0
Totals	7-4

Sun Belt

UNC-Charlotte	1-0
Western Kentucky	1-0
South Florida	2-0
Totals	4-0

Trans-America

Hardin-Simmons	1-0
----------------	-----

Western Athletic


Air Force	2-0
Brigham Young	1-0
Hawaii	1-0
New Mexico	2-0
Texas-El Paso	1-0
Utah	1-1
Wyoming	0-1
Totals	8-2

West Coast

Gonzaga	2-0
Portland	0-1
St. Mary's	1-1
Totals	3-2

Combined Totals

American South	1-0
Atlantic Coast	3-1
Atlantic Ten	3-4
Big East	18-9
Big Eight	19-24
Big Sky	3-0
Big Ten	530-645
Big West	3-1
Ivy League	14-6
Metro	4-6
Mid-American	19-8
Mid-Continent	8-3
Midwestern Collegiate	30-21
Missouri Valley	4-6
Pac 10	15-25
Southeastern	5-8
Southern	1-2
Southland	1-0
Southwest	1-0
Sun Belt	4-0
Trans-America	1-0
Western Athletic	8-2
West Coast	3-2



Mike Heineman

Award Winners

All-Americans

1905 — Chris Steinmetz, guard
 1916 — George Levis, forward
 1930 — Harold (Bud) Foster, guard
 1941 — Gene Englund, forward
 1942 — John Kotz, forward
 1950 — Don Rehfeldt, center

* Also won Big Ten Trophy

All-Big Ten Players

1907 — Charles Scribner, forward*
 1907 — Arthur Frank, guard*
 1908 — Hugh Harper, guard
 1908 — Helmer Swenholt, forward*
 1911 — Walter Scoville, guard
 1912 — Walter Scoville, guard
 1912 — Otto Stangel, forward
 1913 — John Van Riper, guard*
 1913 — Eugene Van Gent*
 1913 — Carl Harper, guard*
 1913 — Allen Johnson, forward*
 1914 — Eugene Van Gent*
 1914 — Carl Harper, guard*
 1915 — George Levis, forward
 1916 — George Levis, forward
 1916 — William Chandler, center
 1916 — Harold Olson, guard
 1917 — William Chandler, center
 1917 — Harold Olson, guard
 1917 — Paul Meyers, guard
 1923 — Gus Tebell, guard
 1923 — Rollie Williams, guard
 1924 — Marshall Diebold, guard
 1925 — Marshall Diebold, guard
 1928 — George Hotchkiss, guard*
 1929 — Harold E. Foster, center*
 1929 — Ed Chmielewski, guard
 1930 — Harold E. Foster, center
 1930 — Ed Chmielewski, guard
 1934 — Rolf "Chub" Poser
 1935 — Rolf "Chub" Poser
 1935 — Gil McDonald, guard
 1938 — Hod Powell, forward
 1940 — Gene Englund, center
 1941 — Gene Englund, center
 1941 — John Kotz, forward
 1942 — John Kotz, forward
 1947 — Glen Selbo, guard
 1947 — Walt Lautenbach, guard
 1947 — Bob Cook, forward
 1948 — Bob Cook, forward
 1949 — Don Rehfeldt, center
 1950 — Don Rehfeldt, center
 1951 — Ab Nicholas, guard
 1952 — Ab Nicholas, guard
 1968 — Joe Franklin, forward
 1984 — Cory Blackwell, forward

All-Big Ten Academic

1967 — Chuck Nagle
 1970 — Clarence Sherrod
 1972 — Lee Oler
 1974 — Gary Anderson
 1978 — Bill Pearson
 1985 — Rod Ripley
 1986 — Rod Ripley
 1987 — Rod Ripley
 1988 — Rob Willey
 1990 — Billy Douglass

Goodman Brothers Rebounding Trophy

1966 — Joe Franklin, forward	235
1967 — Joe Franklin, forward	289
1968 — Joe Franklin, forward	334
1969 — James Johnson, forward	210
1970 — Al Henry, center	265
1971 — Glen Richgels, center	254
1972 — Kim Hughes, center	239
1973 — Kim Hughes, center	301
1974 — Kim Hughes, center	266
1975 — Dale Koehler, forward	213
1976 — Dale Koehler, forward	263
1977 — James Gregory, forward	268
1978 — Joe Chernelich, forward	182
1979 — Claude Gregory, forward	236
1980 — Claude Gregory, forward	254
1981 — Claude Gregory, forward	249
1982 — Brad Sellers, forward	254
1983 — Brad Sellers, forward	219
1984 — Cory Blackwell, forward	243
1985 — J. J. Weber, forward	162
1986 — Rod Ripley, forward	194
1987 — J. J. Weber, center	251
1988 — Danny Jones, forward	121
1989 — Danny Jones, forward	141
1990 — Patrick Tompkins, forward	178

Jimmy Demetral Free Throw Trophy

1965 — Ken Barnes, forward	.738 (62 of 84)
1966 — Mike Carlin, guard	.778 (70 of 90)
1967 — Mike Carlin, guard	.852 (46 of 54)
1968 — Mike Carlin, guard	.800 (56 of 70)
1969 — Chuck Nagle, forward	.841 (53 of 63)
1970 — Clarence Sherrod, guard	.832 (168 of 202)
1971 — Lee Oler, guard	.831 (49 of 59)
1972 — Lee Oler, guard	.792 (84 of 106)
1973 — Kerry Hughes, forward	.773 (51 of 66)
1974 — Marcus McCoy, forward	.837 (41 of 49)
1975 — Bruce McCauley, guard	.784 (98 of 125)
1976 — Bill Pearson, forward	.833 (45 of 54)
1977 — James Gregory, forward	.698 (97 of 139)
1978 — Bill Pearson, forward	.779 (64 of 75)
1979 — Wes Matthews, guard	.784 (109 of 139)
1980 — Wes Matthews, guard	.888 (127 of 143)
1981 — Claude Gregory, forward	.752 (152 of 202)
1982 — John Bailey, guard	.737 (56 of 76)
1983 — Brad Sellers, forward	.828 (82 of 99)
1984 — Rick Olson, guard	.894 (59 of 66)
1985 — Rick Olson, guard	.890 (73 of 82)
1986 — Rick Olson, guard	.882 (97 of 110)
1987 — Trent Jackson, guard	.780 (46 of 59)
1988 — Trent Jackson, guard	.830 (88 of 106)
1989 — Tim Locum, Guard	.818 (45 of 55)
1990 — Brian Good, Guard	.905 (57 of 63)

Ed Schmitz Freshman Achievement Award

1966 — Tom Mitchell, guard
 1967 — Dave Zink, forward
 1968 — Jim DeCremier, center
 1969 — Lee Oler, forward
 1970 — Leon Howard, forward
 1971 — Gary Anderson, guard
 1972 — Tim Paterick, guard
 1973 — Dale Koehler, forward

1974 — Pete Brey, forward
 1975 — Bill Pearson, forward
 1976 — Mark Newburg, center
 1977 — Joe Chernelich, forward
 1978 — Claude Gregory, forward
 1979 — James Smith, forward
 1980 — Greg Dandridge, guard
 1981 — James Hildebrand, forward
 1982 — Brad Sellers, forward
 1983 — Rick Olson, guard
 1984 — Mike Heineman, guard
 1985 — Shelton Smith, guard
 1986 — Tom Molaski, guard-forward
 1987 — Danny Jones, forward
 1988 — **Tim Locum, guard**
 1989 — **Billy Douglass, guard**
 1990 — **Larry Hisle, guard**

1990-91 Returnees in Bold

Osman "Oz" Fox Memorial Trophy for Most Valuable Player

(as awarded by the Gyro Club)

1941 — Gene Englund, center*
 1942 — John Kotz, forward*
 1943 — Bob Sullivan, forward
 1944 — Ray Patterson, center
 1945 — Ray Patterson, center
 1946 — Bob Cook, forward
 1947 — Glen Selbo, guard*
 1948 — Bob Cook, forward
 1949 — Don Rehfeldt, center
 1950 — Don Rehfeldt, center*
 1951 — Ab Nicholas, guard
 1952 — Ab Nicholas, guard
 1953 — Charles Siefert, guard
 1954 — Paul Morrow, center
 1955 — Dick Cable, forward
 1956 — Dick Miller, guard
 1957 — Bob Litzow, forward
 1958 — Walter Holt, guard
 1959 — Bob Barneson, forward
 1960 — Fred Clow, center
 1961 — Ken Siebel, forward
 1962 — Ken Siebel, forward
 1963 — Ken Siebel, forward
 1964 — Ken Gustafson, forward
 1965 — Jim Bohlen, guard
 1966 — Paul Morenz, guard
 1967 — Joe Franklin, forward
 1968 — Joe Franklin, forward
 1969 — James Johnson, forward
 1970 — Albert Henry, center
 1971 — Glen Richgels, center
 1972 — Leon Howard, forward
 1973 — Leon Howard, forward
 and Kim Hughes, center
 1974 — Gary Anderson, guard
 and Kim Hughes, center
 1975 — Dale Koehler, forward
 1976 — Dale Koehler, forward
 1977 — Bob Falk, guard
 1978 — Arnold Gaines, guard
 1979 — Wes Matthews, guard
 1980 — Joe Chernelich, forward
 1981 — Claude Gregory, forward
 1982 — John Bailey, guard
 1983 — Cory Blackwell, forward
 1984 — Cory Blackwell, forward
 1985 — Scott Roth, forward
 1986 — Rick Olson, guard
 1987 — J. J. Weber, center
 1988 — Trent Jackson, guard
 1989 — Trent Jackson, guard
 1990 — Danny Jones, forward
 * Also won Big Ten Trophy

Letterwinners

Player	Years
Adams, James R.	1911
Adams, Lloyd	1970
Affeldt, George	1943
Alwin, Robert H.	1940;41;42c
Anderson, Dean	1976
Anderson, Gary	1972;73;74
Anderson, George	1914
Anderson, Orrin	1925
Anderson, Peter R.	1951;52
Anderson, Walter R.	1939;40cc
Andrews, Charles	1926;27;28
Arthur, Frank	1907
Aslakson, Charles	1965
Bachman, Willis D.	1945
Badura, Robert	1955;56
Bailey, John	1979;80;81;82cc
Bain, Frank	1925
Barao, Thomas	1970
Barlow, Millard M.	1919
Barnard, Samuel	1958
Barnes, Kenneth	1964;65;66
Barnes, Robert	1985
Barneson, Robert	1958;59c;60c
Barnum, Rollie	1925;26;27cc
Bartlett, Edwin B.	1902;03
Barwig, Byron P.	1923;24;25
Baumgarten, David	1971
Behr, Louis	1926;27;28c
Bell, Byron O.	1937;38;39cc
Benciscutto, Fred	1950;51
Bender, John S.	1933
Bickelhaupt, William V.	1910
Biggs, James	1959;60;61c
Birch, Albert	1909;10;11c
Birch, Frank V.	1918
Bishop, Warren J.	1900;01
Blackwell, Cory	1982;83;84
Bloor, James L.	1946
Bohen, James	1963;64;65
Borland, Glenn F.	1956;57c;58c
Bowers, Dale B.	1949
Bradley, Morris	1941m
Breitkreutz, Emil W.	1904;05
Brens, John	1962;63;64
Brey, Peter	1975;76;77c
Brock, Harold W.	1918
Brooks, Henry L.	1925 '26c
Buechl, William	1951
Bunke, Richard M.	1945
Burdick, William	1899, 1900
Burrington, Keith	1968;69
Burks, Frank	1960
Bush, James	1904;05;06c
Cable, Richard	1952;53;54;55c
Cannon, Patrick	1971
Capwell, Rex	1945m;46m
Carlin, Michael	1966;67;68cc
Carlson, George N.	1918
Carpenter, Edward E.	1952
Cartwright, Calvin	1977m
Cary, David	1983
Ceaser, Carl F.	1920;21;22
Chandler, William	1916;17;18c
Chmielewski, Ed	1929;30;31cc
Chernelich, Joseph	1977;78;79cc;80cc
Clark, Joe	1983m;84m
Clark, Pat	1988m
Clinton, James	1951;55
Clow, Fred	1958;59;60
Colbert, Brian	1975;76
Conlon, Dennis	1970;71cc
Cook, Robert B.	1946;47;48
Coyne, William	1937
Crawley, Gerald	1958m
Dahlke, Charles	1951;52
Daly, Michael C.	1953;54
Dandridge, Greg	1980;81;82;83c
Davis, Ernest D.	1937;38
Davis, George C.	1922m
Dean, Harry	1952m
DeCremer, James	1970;71

DeMark, Nick R.	1934;35;36
DeMerit, John	1957
Deppe, Ted	1941
Dick, Donald P.	1944
Diebold, Marshall J.	1923;24;25c
Dodds, Jeff	1988m;89m, '90m
Dougan, Trevor C.	1926
Douglass, Billy	1989, '90
Downs, Edward H.	1943
Doyle, John F.	1928;29cc
Draws, Kevin	1986m;87m;88m;89m
Drayton, Dwight	1970
Drevich, Sherwyn A.	1949m
Dupee, David	1937;38;39cc
Dutrisac, Richard	1959;61
Dykstra, Clarence	1944
Elenson, John	1989, '90
Ellerman, Raymond H.	1928;29
Elsom, Kendall A.	1923;24
Englund, Gene	1939;40;41c
Englund, Gene Jr.	1962
Epperson, Charles O.	1940;41;42
Falk, Robert	1975;76;77
Falls, Richard H.	1947;48
Fanning, Willis M.	1920
Fraber, Maurice	1929;30
Farwell, Knight D.	1924
Faurote, Gerald	1976;77
Flanagan, Scott	1989m, '90m
Fleming, Sean	1987
Floden, Tuve J.	1915
Folz, Daniel J.	1953;54;55;56
Forbes, James	1954m
Fossum, Bruce G.	1948;49
Foster, Harold	1928;29;30c
Franklin, Joseph	1966;67;68cc
Frasor, Robert	1970;71;72c
Frey, Mannie E.	1937;38
Froelich, Gustav J.	1934m
Fuller, Gordy	1935;36;37c
Gage, Leslie R.	1922;23
Gaines, Arnold	1977;78;79cc;80
Gallagher, John F.	1939;40
Gallagher, Robert E.	1944
Galle, Fred L.	1927
Gardner, Thomas	1966
Garrott, William W.	1935
Gharrity, Martin	1960
Gibson, Douglas N.	1922;23;24
Gilbert, Thomas	1935m
Gillespie, James	1989
Glasson, Lancelot L.	1944m
Gloor, Andy	1981m;82m
Gnoza, Edmund P.	1940m
Godfrey, Roger K.	1953;54
Goering, Vince	1945
Goolson, Carl	1982
Good, Brian	1989, '90
Grams, David	1963;64
Greenway, Gary	1976m
Gregory, Claude	1978;79;80;81
Gregory, James	1977;78
Grimm, Kurt	1944;45;46
Griswold, Harry	1930;31;32
Gross, Raymond	1957;58;59
Gunz, Ted	1942m
Gustafson, Kenneth	1964;65;66cc
Gwyn, Thomas	1961;62;63c
Haarlow, Robert R.	1946;47;48;49
Haas, Mel	1914;15;16c
Hackbart, Dale	1959
Hamann, Ray H.	1933;34;35
Hansen, Jeff	1984m;85m;86m;87m
Hardy, Emir	1975
Harget, Edmund G.	1926
Harper, Carl S.	1912;13;14
Harper, Hugh A.	1906;08;10
Harrell, Damon	1990
Harris, Bob R.	1937
Hastings, Daniel	1978;79;80;81c
Haukedahl, Stanley G.	1937
Hearden, Donald	1962;63;64

Heifetz, Stu	1980m;81m;82m
Heineman, Michael G.	1984;85;86, '87tc
Helmholz, Henry F.	1900;02
Hemming, Victor E.	1917
Henderson, Dwight F.	1912
Hendrickson, Eino	1967;68;70
Henry, Albert	1969;70c
Herreid, Carl P.	1952
Hertz, Gilman W.	1943;47
Higbie, Nathan B. Jr.	1919m
Hippen, Jack	1982;83;84;85
Hirschberg, Walter	1899c, 1900c '01c
Hisle, Larry Jr.	1990
Holcomb, Douglas M.	1947
Hollinger, Robert	1945
Holt, Walter	1957;58
Hotchkiss, George H.	1926;27;28
Howard, Leon	1971;72;73c
Hughbanks, Thomas	1960;61;62c
Hughes, Kerry	1972;73;74
Hughes, Kim	1972;73;74c
Hume, John P.	1929m
Hunegs, Steve	1982m
Jackson, Ronald	1961;62
Jackson, Trent	1986;87;88, '89tc
Jacobson, Steve	1982cc
Jefferson, Ivan	1959
Jenson, Bo	1981m;82m
Jenkins, Robert	1978;79;80
Johnson, Allen	1912;13
Johnson, Bobbie	1963;64
Johnson, James	1967;68;69cc
Johnson, Richard E.	1937m
Johnson, Robb	1966;67
Johnson, Robert A.	1975;76
Johnson, William E.	1944;45
Johnson, Silas G. Jr.	1951;52
Jones, Charles W.	1935;36;37
Jones, Danny	1987;88;89tc, '90tc
Jorgensen, Richard	1955;56c
Kaczkowski, John	1986m;87m;88m;89m
Kellner, Jack W.	1955m
Knake, Robert J.	1933;34
Knapp, Harold	1918;19;20;21c
Koehler, Dale	1973;74;75c;76c
Korth, John	1983
Kotz, John	1941;42;43c
Kowalszyk, Henry	1927;29
Kranick, Lewis G.	1936m
Kreklow, Mike	1980;81
Krueger, Robert H.	1943;47
Kuckkahn, Todd	1980m
Kuechenmeister, Hugo	1914
Kulas, Brian	1957;58;59
Lange, E.O.	1914;15c
Larson, LaVerne	1928m
Laszewski, Jay	1983;84;85;86tc
Lautenbach, Walter H.	1942;43;47c
Leichtfuss, David	1957
Lenheiser, Ray	1941
Lester, William P.	1917m
Levis, George	1915;16;17cc
Lindemann, Walter	1908
Litzow, Robert	1956;57;58
Locum, Tim	1988;89, '90tc
Lotzer, Mark	1976
Luchsinger, Robert	1973;74;75
Lynch, John E.	1941;42
Mack, Thomas	1955;56
Mader, Robert E.	1947;48;49;50c
Maisel, Lawrence J.	1918
Manwarring, Craig	1972
Mapel, Charles J.	1902
Markham, Marshall	1949;50;51
Mathews, Eugene R.	1945;46c
Matthews, Wesley	1978;79;80
Matthusen, Carl H.	1929;30
Mayberry, Craig	1969;70
McCallum, James	1967;68
McCauley, Bruce	1973;74;75
McClintock, Mike	1985m;86m;87m;88m
McConochie, Stewart	1903;04


Letterwinners

McCoy, Marcus (Larry) 1973;74;75
 McDonald, Gilbert E. 1933;34;35
 McIntosh, Charles T. 1917
 McIntosh, Clarence W. 1919;23
 Menzel, Exner 1946;47
 Merkel, Ralph 1925;26;27cc
 Meyers, Paul D. 1916;17
 Miller, David 1983;84
 Miller, Fred W. 1932;33 (1933 only)
 Miller, Godfrey J. 1925
 Miller, Lycan W. 1927;28;29
 Miller, Richard E. 1954;55;56
 Miller, William 1967
 Mills, David 1959
 Mills, Edward R. 1943;47;48c
 Mitchell, Keith 1979;80;81;82
 Mitchell, Lee 1935;36;37
 Mitchell, Thomas 1967;68;69
 Molaski, Tom 1986;87;88cc;89tc
 Moore, Earl J. 1948;49;50
 Morenz, Paul 1965;66
 Morrow, J. Paul 1952;53;54
 Mott, James A. 1951m
 Mueller, Curtis 1954;55;56
 Murray, Richard 1959;60
 Myers, Peter C. 1953m
 Nagle, Charles 1967;68;69
 Nelson, Charles E., Jr. 1927m
 Nelson, Douglas E. 1930;31;32
 Nelson, George B. 1926;27;28
 Neprud, Carl 1912
 Newberg, Mark 1976;77;79;80
 Nicholas, Albert 1950;51;52
 Nickoli, Robert F. 1946
 Niemuth, Wallace E. 1946;48
 Nord, Ronald 1950
 Oaks, Leroy 1932
 O'Brien, Leland 1944
 Ockershauser, Karl F. 1934
 Oler, Lee 1970;71;72
 Olson, Harold 1915;16;17c
 Olson, Rick 1983;84;85;86tc
 Olson, Rick 1984m
 O'Melia, Michael 1962;63;64c
 Ostrum, Lonnie 1961;62;63
 Page, Donald A. 1949;50
 Pamperin, John F. 1958
 Parker, John E. 1954;55;56
 Paterick, Timothy 1973;75;76
 Patterson, Donald 1963
 Patterson, Ray 1942;43;44c;45c
 Paul, John 1929;30;31cc
 Paust, Benjamin A. 1904
 Payne, Randolph R. 1914m
 Pearson, William 1975;76;77;78
 Pease, Harlow H. 1919;20
 Petty, Larry 1978;79;80;81
 Phelps, Marion O. 1912
 Piacenza, Richard 1973;74;76
 Pipkorn, William 1939m
 Plondke, Scott 1984
 Ploss, John 1982;83;84;85
 Poker(Pokrzywinski), Lawrence R. 1947;48;49
 Portmann, Kurt 1987;88;89, '90tc
 Poser, John F. 1930;31;32
 Poser, Rolf F. 1933;34c;35c
 Potter, John C. 1901;02;03c
 Powell, Howard 1936;37;38cc
 Powers, Edward P. 1926
 Powers, Robert L. 1960;61
 Prasil, Antone 1943m
 Preboski, Felix F. 1934;35
 Pritchard, Carlyle 1937m
 Rabas, Andy 1985m;86m;87m;88m
 Radke, Steven F. 1957;58
 Rebholz, James 1967
 Rebholz, Russ 1931
 Reddick, Melvin 1969
 Reetz, Jon 1987m;88m;89m;90m
 Rehfeldt, Donald W. 1947;48;49;50
 Rehm, Frederick R. 1941;42;43
 Reinhart, Roger 1935, '36
 Remstad, Robert C. 1951
 Rewey, Stanley L. 1932
 Reynolds, Donald W. 1921m
 Richgels, Glen 1971

Richter, Pat 1961;62;63
 Ripley, Rodney J. 1984;85;86;87tc
 Rippe, Russell T. 1946;47;48
 Rizzi, Arthur J. 1946;47
 Roberts, David 1964;65;66
 Robertson, Pollis 1986;87;88;89
Robinson, Byron 1988;89;90
 Rogers, Douglas A. 1946;47;48;49c
 Rogers, Harlan 1906;07;08c
 Rogneby, James 1957;58;59
 Rohan, Patrick 1971;72
 Rooney, George W. 1936;37;38cc
 Rossin, Robert 1959;60
 Roth, Robert 1941
 Roth, Scott 1982;83;84;85c
 Ruckel, Robert 1946
 Rudd, Allen 1976
 Ruder, George L. 1916m
 Rundell, John 1938;39;40cc
 Ryan, William 1957m
 Ryckman, Kenneth A. 1932
 Rysler, Albert Jr. 1944
 Sands, Albert T. 1913;14
 Sandsmark, Arthur R. 1948m
 Scheiwe, Edward J. 1940;41;42
 Schell, John 1967;68;69cc
 Schmidt, George 1926m
 Schmitt, Gustav G. 1904
 Schneider, Fredric G. 1948;49;50
 Schneider, Harvey 1930;31;32
 Schoeneck, Thomas 1965
 Schofield, Harvey 1902;03;04c
 Schrage, Warren 1941;42
 Schubring, Darin 1986;87;88;89
 Schwartz, John 1950
 Schwartz, Robert 1939
 Scott, Harlo W. 1941;42
 Scoville, Walter A. 1910;11;12c
 Scribner, Charles A. 1905;06;07c
 Seifriz, Tim 1983m;84m;85m;86m
 Selbo, Glen L. 1944;47
 Sellers, Brad 1982;83
 Serbiak, Robert 1958;59
 Severin, Max C. 1903;04
 Sherrod, Clarence 1969;70;71cc
 Siebel, Kenneth F. 1961;62;63
 Siefert, Charles J. 1952;53cc
Simms, Willie 1989;90
 Simpson, Eber 1917;18
 Smith, Desmond C. 1944;45
 Smith, James 1979
 Smith, James III 1976;77;78c
 Smith, Jim 1983
 Smith, Robert W. 1946
 Smith, Shelton, Jr. 1985;86;87
 Smith, Thomas H. 1933;34
 Smith, William 1976;77
 Spika, Daniel J. 1954
 Spooner, A. Dwight 1923;24
 Stack, John W. 1958;59;60m
 Stangel, Otto 1912
 Stauffacher, Rod 1983m
 Steen, Marvin H. 1931;32c
 Stege, Edward R. 1934;35;36c
 Steinhaus, Gregg 1983;84;85;86tc
 Steinmetz, Christian 1902;03;04;05c
 Steinmetz, Christian R. 1931
 Steinmetz, Donald 1950m
 Stelter, Keith 1965
 Stephens, Steven L. 1957;58
 Stoll, George A. 1925;26;27
 Stoltz, Oscar W. 1914
 Stover, Paul 1898, 1900 '01
 Stracka, Anthony 1952;53;54
 Strain, William T. 1939;40;41
 Strickler, Palmer K. 1946
 Sullivan, Robert D. 1945
 Sullivan, Robert P. 1941 '42 '43
 Sweeney, Dennis 1965;66;67c
 Swenholt, Helmer 1907;08;09c
 Swenson, Edwin A. 1918
 Sydnor, Raymond 1977;78
 Tapp, Rodney 1987;88cc
 Taylor, Warren A. 1920;21;22
 Tebell, Gustaf K. 1921;22;23
 Tenhopen, Elmer R. 1927;28;29cc
 Timmerman, Donald L. 1940;41

Tompkins, Patrick 1988;89;90
 Tornowske, Russell W. 1931
 Ulwelling, John 1960
 Uphoff, Rodney 1971
 Vander Meulen, David M. 1960;61
 Van Dien, James P. 1950;51c
 Van Gent, Eugene 1912;13;14c
 Van Riper, John 1911;12;13c
 Varney, F. Carleton 1924;25
 Vivona, Brian 1982m;83m;84m;85m
 Voigt, Theodore 1967;68;69
 Wackman, Ralph 1924;25
 Walker, Gordon 1925m
 Wanzer, Gordon B. 1924m
 Ward, Thomas P. 1951;52;53cc
 Watson, Gary 1971
 Weaver, Lamont 1972;73;74
 Weber, Gary 1981m
 Weber, Jeffrey J. 1984;85;86;87tc
 Weber, Robert J. 1953;54c
 Wegner, Fred A. 1934;35;36
 Weigandt, Robert 1937;38;39cc
Weinbach, David 1990m
 Weisner, Ronald 1952;53;54
Weiss, John 1990m
 Welsler, George B. Jr. 1912m;13m
 Wendlund, Russell 1944
 Weston, Frank 1919 '20
 Whaley, J. Kirkwood 1934m
 Whisman, Harlan M. 1910m
 Wickman, Ray 1931;32;33c
 Wilhelm, Steve 1972;73;74
 Willey, Rob 1986;88;89
 Williams, John M. 1921
 Williams, Rolland F. 1921;22;23
 Winn, Harry L. Jr. 1964;65;66m
 Wise, John E. 1946;49
 Witt, William 1908;09;10c
 Wittig, Robert 1963
 Woellaeger, Edwin F. 1903
 Wolf, Robert A. 1947m
 Worthman, Robert J. 1949;50
 York, Claude A. 1940
 Young, Francis P. 1960
 Zeiger, Richard 1955;56
 Zink, David 1968;69;70
 Zinkgraf, Gary 1979;82cc
 Zorn, Willis L. 1945;48;49
 Zubor, Mark 1964;65;66cc
 Zulfar, Anthony G. 1918;19c
 Zuppke, Robert C. 1904;05

*—includes three-point field goals
 c—captain
 cc—co-captain
 tc—tri-captain
 m—manager



Dale Koehler finished his career with 1,200 points.

University of Wisconsin-Madison



Wisconsin Chancellor

Dr. Donna E. Shalala



Dr. Donna E. Shalala is the first woman to lead the University of Wisconsin-Madison. She assumed her position of Chancellor and Professor of Political Science and Educational Policy Studies in January, 1988.

One of Shalala's major goals has been rededicating the institution to the "Wisconsin Idea"—confirming a commitment to public service and social welfare, as well as an awareness that the borders of the university extend to the borders of the state and beyond.

Dedication to public service has been a trademark of Shalala's career. She spent two years in the Peace Corps, teaching English and working in community development. While a professor at Columbia University, Shalala served as a Director and Treasurer of the Municipal Assistance Corporation for the City of New York, the agency set up to help solve New York City's fiscal crisis.

Shalala earned her bachelor's degree from Western College for Women in Oxford, Ohio in 1962 and her doctoral degree from Syracuse in 1970. She has received 14 honorary degrees, and has been elected to the National Academy of Education and National Academy of Public Administration.

THE UNIVERSITY OF WISCONSIN-MADISON

The University of Wisconsin-Madison, one of the world's largest institutions of higher education, is dedicated to the support of academic freedom.

Established in 1848, the first class of 17 students assembled February 5, 1849. Today the university ranks as the fourth largest in the nation with 43,695 students, 11 schools and colleges, 133 academic departments, 14,000 employees, five million volumes in 44 libraries and a \$1 billion budget. The university's national ranking of third in research and development expenditures supports its reputation as a world-class research institution.

Wisconsin has ranked among the top universities in the United States in every scholarly reputational study since 1910. In what may be the most extensive survey ever done on graduate level education—the five volume *Assessment of Research-Doctorate Programs in the United States*—Wisconsin finished eighth in the nation, tied with Michigan and UCLA.

More than 4,100 courses and 12,600 sections are offered at the UW. Majors are available in 151 bachelor's, 191 master's and 123 doctor's and professional degree programs.

Some of the UW's departments ranked among the top ten in the nation in recent years include Sociology, Mathematics, Chemical Engineering, Economics, Political Science, Zoology, Geography, Statistics, History, Plant Pathology, Molecular Biology, Biochemistry, Spanish and German.




Much of the university's international academic reputation stems from the quality of its faculty. UW faculty or alumni have been awarded 11 Nobel Prizes, with Professor Howard Temin receiving the most recent prize in 1975 for his study of retroviruses.

The UW's Center for Health Sciences is one of the Midwest's leading centers for patient care, research and public service and education of physicians and other health professionals. It includes the professional schools of Medicine, Nursing and Phar-

macy; UW Hospitals and Clinics; the State Laboratory of Hygiene, UW Health Service; and the Wisconsin Clinical Cancer Center—one of 21 designated cancer centers in the country.

The Elvehjem Museum of Art, the second largest art museum in the state, houses the university's collection of more than 10,000 paintings, prints, drawings, sculpture and decorative arts dating from 2300 B.C. to the present, and maintains an active schedule of temporary exhibits.

Athletic Director Pat Richter



Pat Richter ushered in a new era in University of Wisconsin athletics when he accepted the position of athletic director on December 15, 1989.

"This has been the only university in my life," he said at his initial press conference. "Good things happened to me here. Now I hope I can make it happen for others."

One of the most distinguished athletes in UW history, Richter is committed to a proud Wisconsin athletic tradition—one that calls for excellence both in the classroom and on the playing field.

"That commitment is to provide the student-athletes with a rewarding experience," Richter explained. "You don't want them to leave here and say it's been four years and now I'm gone. When I left here 26 years ago, this was something that went with me for the rest of my life."

"This is a tremendous opportunity for me," he added. "It's exciting to be a part of a program that is going in the right direction. We intend to build the Wisconsin athletic program to the level of excellence of the rest of the university."

"Pat Richter is one of Wisconsin's greatest sports heroes, a UW Law School graduate, a successful businessman with strong leadership qualities and a man of complete integrity," commented UW-Madison Chancellor Donna E. Shalala. "He is a wonderful role model for all of our student-athletes."

A 48-year-old native of Madison, Richter has been on a cross-country whirlwind of speaking engagements, promotional events, booster outings, appearances at civic functions and administrative meetings during his first year at the helm. He is in constant demand, and is a shining symbol of the renewed enthusiasm surrounding UW Athletics.

One of Richter's first assignments as athletic director was to hire the best football coach he could find. He accomplished that impressively with the naming of highly-touted Barry Alvarez in January, 1990.

His first year at the helm has witnessed an NCAA ice hockey championship, the running exploits of all-America and NCAA champion Suzy Favor and a trip to London, England and the Henley Regatta for the Badgers' national championship varsity crew team.

Clearly, Wisconsin Athletics are on the upswing. And with Pat Richter at the controls, the decade of the 1990's promises great things for Badger sports fans everywhere.

As a 6-6, 230-pound student-athlete at Wisconsin, Richter excelled in football, basketball and baseball. He earned three varsity letters in each, and still stands as the school's last nine-time letterwinner. He achieved all-America (1961, 1962), academic all-America (1962), and all-Big Ten (1961, 1962) honors in football as an end, helping the Badgers to the 1962 Big Ten championship and a berth in the memorable 1963 Rose Bowl game vs USC—a game in which he set the current Rose Bowl record of 11 pass receptions for 163 yards. Richter led the Big Ten in pass receiving in both 1961 and 1962 and ranks third on the school's career receiving list with 110 catches for 1,710 yards and 14 touchdowns.

After his senior football season, he was the recipient of the UW's 1963 Big Ten Medal of Honor (for proficiency in scholarship and athletics), received the Knute Rockne Memorial Award as the country's top lineman from the Washington Touchdown Club and was selected to play in both the *Chicago Tribune* All-Star and Hula Bowl postseason games.

As an outfielder for the Wisconsin baseball team, he earned first team all-Big Ten honors in 1963, owned a career batting average of .353 and led the Badgers in hits, home runs and RBI three consecutive years. In one game during the 1962 season, he hit two home runs against eventual NCAA champion Michigan, including a two-run blast with two out in the final inning. Richter, in fact, once said that he thought baseball might have been his best sport. And somewhat ironically, he originally went to the UW on a basketball scholarship.

Richter earned his Bachelor of Science degree in

landscape architecture from in 1964 and was interested in becoming a golf course architect.


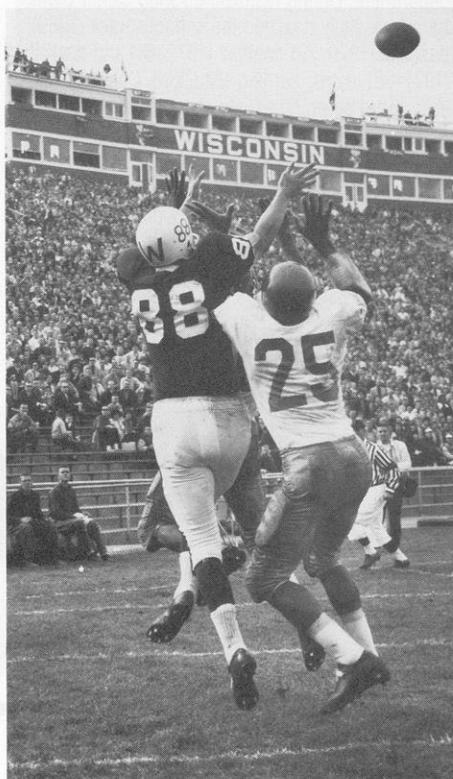
Following his collegiate career, he was a first round draft choice of the Washington Redskins and played as both an end and a punter from 1963-71. He caught three touchdown passes from Sonny Jurgensen in their 1968 season opener against the Chicago Bears. In 1969, he played under legendary coach Vince Lombardi, later recalling it as "perhaps my greatest learning experience in terms of how to look at the realities of life itself."

Richter earned his law degree from Wisconsin in 1971 and retired from professional football in September of that year.

Richter spent the next six months with a Madison law firm, then went to work with Oscar Mayer Foods Corporation until returning to the UW campus as athletic director last December. With Oscar Mayer, he held positions at offices in Madison, Nashville, and Rye Brook and White Plains, New York. Most recently, he served as Vice-President, Personnel at the company's head office in Madison.


In January of 1988, he was honored with an NCAA Silver Anniversary Award for his post-college achievements. In November of 1988 he was inducted into the Wisconsin State Athletic Hall of Fame. He is a member of the American Bar Association, the NFL Player and Alumni Associations and the Madison Sports Hall of Fame. He assists in fund-raising for local children's charities and the UW Children's Hospital, and works with the Four Lakes Boy Scouts.

Among Richter's favorites past times are playing squash, racquetball and golf. He and his lovely wife, Renee, have four children—Scott, 26, Brad, 24, Barry, 20, and Tim, 15. Barry is a standout winger with the national champion Wisconsin hockey team.



Pat Richter was a three-sport standout at UW. He is shown here making a catch against USC in the Rose Bowl and how he looked on the hardwood.

Athletic Department



ALAN FISH

Associate Athletic Director


Alan Fish begins his first year as administrative officer with the UW Athletic Department after being named interim finance officer in March, 1989.

Fish has been instrumental in the department's improved financial structure and has been involved in marketing, promotions and personnel.

Fish was the former head of the Division of Policy and Budget for the State Department of Health and Social Services for two years. He also served as legislative liaison and advisor to former Wisconsin governor Anthony Earl.

A 1973 graduate of Luther College, he earned a bachelor's degree in religion and political science. He earned his master's from Wisconsin in 1979 in urban and regional planning.

Alan and his wife, Susan Goodwin, have three children—Cassandra, Molly, and Nicholas.



JOEL MATURI

Associate Athletic Director

Joel Maturi was named associate athletic director for facilities and events for the Wisconsin Athletic Department in December of 1986.

A Chisholm, Minn., native, Maturi earned a bachelor of arts degree in political science from Notre Dame in 1967. He received his master's degree from UW-Platteville in 1985 in educational professional development.

He began his professional career at Madison's Edgewood High School in 1968 in the social studies department. During his distinguished career there, he successfully coached the school's track (1969), baseball (1970-72), football (1972-81) and basketball (1971-86) teams, earning Madison's Coach of the Year award seven times. He also took six of his Edgewood basketball teams to the WIAA State Tournament.

In 1976, Maturi became Edgewood's Dean of Students, serving in that capacity until 1984 when he was named Associate Principal of the school.

Joel and his wife, Lois, have three children—Mark, Katie, and Ann.



JIM BAKKEN

Associate Athletic Director-External Relations


Former NFL kicker Jim Bakken is in his first year in the UW Athletic Department as an associate athletic director in charge of external relations.

Bakken spent 17 years with the then St. Louis Cardinals as a placekicker. He is currently the fifth leading scorer in NFL history with 1,380 points. He kicked seven field goals in one game against Pittsburgh in 1967 to set an NFL record that still stands today, though it was tied in 1989. He was a four-time Pro Bowl selection during his career.

From 1984-88, he served as the athletic director at St. Louis University. Prior to that, he worked at Sports Network Inc., a radio syndication company in St. Louis.

A 1962 graduate of Wisconsin with a B.S. degree in education, Bakken was a co-captain of the 1961 Badger football team.


He and his wife, Hope, have two daughters, Kris and Ellen, and reside in Madison.




John Swenson
Program Development
Officer



Mary Weaver-Klees
Student Personnel
Services



Roger Schuster
Fieldhouse
Coordinator



Greg Landry, M.D.



Jim Keene, M.D.

Wisconsin Fieldhouse



The Wisconsin Fieldhouse is the home of the Badgers. The building was a project of then athletic director George Little when he arrived at Wisconsin in 1925. In 1930, it became a reality.

In 1927, Little proposed to the athletic council and regents the plan under which the fieldhouse was to be constructed. This proposal met the approval of the board after two previous attempts had failed.

The original layout included a \$650,000 building to house both an indoor training facility for intercollegiate teams and the required program of physical education. The portion to be used for intercollegiate athletics was estimated at \$385,000.

The intercollegiate portion of the facility housed the men's and women's basketball teams and the wrestling squad. Its construction, completed in 1931, cost approximately \$434,000.

The structure remains a part of Camp Randall Stadium, standing on the south end of the field, with concrete stands built against its north wall. The fieldhouse originally contained a basketball floor with a seating capacity of 12,000, a complete track facility, and room for indoor football and baseball training.

The football, track and field and baseball teams moved to the Camp Randall Memorial Sports Center, "the Shell," upon its completion in 1956.

In April of 1976, the state Building Commission approved \$718,000 for the renovation of the fieldhouse. The project was aimed at improving the seating facility and allowing for other activities to be held in the building.

Permanent bleachers were added to the north, south and west sides of the court with portable seats and a stage area on the east side. This effort brought the seating capacity to 11,886. New locker rooms and a training facility were constructed under the west side seats and the existing locker rooms were renovated.

A new lighting system was added in 1977 along with an improved sound system.

The UW Fieldhouse is the site of the WIAA boys' and girls' state basketball tournaments, the WIAA state wrestling tournament, Big Ten Championship gymnastics' meets, live music concerts and numerous other events.

Wisconsin Home Basketball Attendance Since 1940-41

Year	All Games			Big Ten			
	Games	Attendance	Average	Games	Attendance	Average	Season High
1941	12	130,150	10,846	6	71,150	11,858	14,000
1942	11	116,050	10,550	7	74,800	10,686	14,000
1943	11	118,000	10,727	6	69,000	11,500	14,000
1944	10	84,200	8,420	6	58,700	9,783	14,000
1945	11	98,000	8,909	6	55,500	9,250	11,500
1946	11	96,900	8,809	6	65,500	10,917	14,000
1947	11	124,700	11,336	6	78,600	13,100	13,800
1948	10	130,900	13,090	6	79,000	13,167	13,500
1949	12	150,000	12,500	6	78,500	13,083	13,500
1950	11	139,500	12,681	6	78,000	13,000	13,000
1951	11	130,550	11,868	7	89,350	12,764	13,000
1952	11	132,000	12,000	7	83,200	11,857	13,000
1953	11	129,726	11,793	9	107,026	11,892	13,500
1954	11	108,192	9,836	7	77,229	11,032	13,500
1955	11	92,150	8,377	7	71,800	10,257	12,100
1956	11	66,100	6,009	7	47,100	6,729	10,000
1957	11	57,529	5,230	7	33,929	4,847	7,193
1958	11	61,448	5,586	7	40,871	5,839	8,200
1959	11	58,527	5,321	7	32,317	4,617	7,410
1960	12	75,216	6,268	7	53,253	7,608	12,187
1961	10	65,685	6,569	7	47,843	6,835	13,472
1962	13	88,681	6,822	7	63,512	9,073	13,545
1963	13	88,905	6,839	7	57,244	8,178	12,088
1964	10	69,873	6,987	7	56,870	8,124	13,217
1965	10	63,823	6,382	7	47,380	6,769	9,538
1966	12	85,199	7,100	7	61,737	8,819	11,573
1967	11	116,855	10,623	7	74,789	10,684	12,729
1968	11	104,346	9,486	7	66,845	9,549	11,926
1969	11	112,949	10,268	7	72,956	10,422	11,569
1970	11	97,686	8,881	7	63,869	9,124	12,392
1971	12	81,051	6,754	7	47,967	6,852	7,953
1972	12	79,922	6,660	7	51,730	7,390	8,235
1973	11	84,242	7,658	7	53,549	7,650	8,236
1974	13	98,346	7,565	7	63,183	9,026	12,204
1975	15	82,981	5,532	9	44,120	4,902	7,462
1976	14	72,996	5,214	9	52,845	5,872	9,363
1977	13	90,609	6,970	9	61,643	6,849	8,501
1978	14	122,075	8,720	9	81,423	9,047	11,238
1979	14	114,945	8,210	9	76,062	8,451	12,204
1980	15	115,960	7,731	9	82,430	9,159	11,895
1981	15	101,606	6,774	9	65,109	9,234	9,026
1982	13	65,505	5,039	9	49,618	5,513	9,281
1983	15	113,617	7,574	9	73,258	8,140	11,442
1984	13	98,280	7,560	9	76,050	8,450	11,019
1985	15	103,795	6,920	9	74,170	8,241	9,868
1986	15	112,131	7,475	9	77,536	8,615	11,092
1987	15	110,876	7,392	9	78,002	8,667	11,866
1988	14	110,545	7,896	9	78,866	8,762	11,068
1989	17	161,810	9,518	9	95,388	10,599	11,886
1990	14	142,291	10,164	9	96,740	10,749	11,898

Fieldhouse Records

Team Game Records

Points—120, Wisconsin, vs. SMU, Dec. 9, 1967
 For Big Ten Game—113, Wisconsin, vs. Iowa, Feb. 9, 1974
 Points (by two teams)—204 (Wisconsin 103, Illinois 101, Feb. 19, 1962) and (Wisconsin 110, Northwestern 94, Feb. 21, 1967)
 For Non-Conference Game—202 (Wisconsin 120, SMU 82, Dec. 9, 1967)
 Field Goals—48, Wisconsin, vs. Gonzaga, Dec. 17, 1963; vs. SMU Dec. 9, 1967
 For Big Ten Game—45, Ohio State, vs. Wisconsin, Feb. 19, 1962
 Field Goals (by two teams)—85 (Wisconsin 43, Illinois 42, Feb. 19, 1962)
 Free Throws—40, Wisconsin, vs. Minnesota, Jan. 12, 1953
 Free Throws Attempted—48, Wisconsin, vs. Minnesota, Jan. 12, 1953
 Free Throw Percentage (by two teams)—1.000 (Wisconsin 22 of 22 and Purdue 25 of 25, Feb. 7, 1976)
 Field Goal Percentage—.647, Wisconsin, vs. Purdue, Jan. 19, 1985
 For Opponent—.644, Northwestern, Jan. 3, 1980
 Personal Fouls—39, Marquette, vs. Wisconsin, Dec. 4, 1949

For Big Ten Game—35, Purdue, vs. Wisconsin, Jan. 5, 1952
 For Wisconsin—33, vs. Notre Dame, Dec. 4, 1965
 For Wisconsin in Big Ten Game—30, vs. Illinois, Jan. 1, 1951; and vs. Illinois, Jan. 19, 1974

Individual Game Records

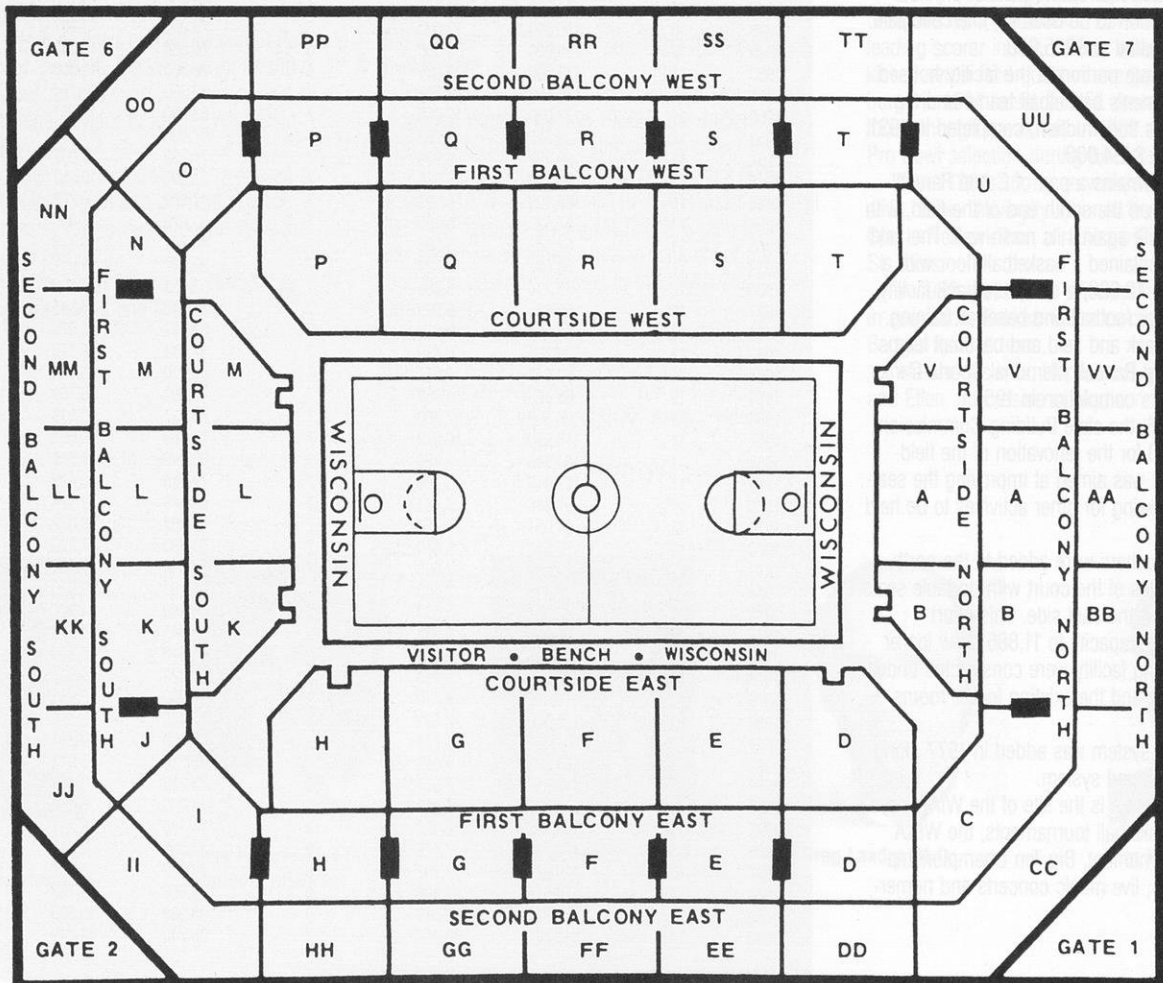
Points—50, Terry Dischinger, Purdue (17 FG, 16 FT), vs. Wisconsin, Jan. 27, 1962
 For Wisconsin—42, Ken Barnes (15 FG, 12 FT), vs. Indiana, March 8, 1965
 Field Goals—17, Rick Olson, Wisconsin, vs. San Francisco State, Dec. 2, 1985
 For Big Ten Game—17, Terry Dischinger, Purdue, vs. Wisconsin, Jan. 27, 1962
 Free Throws—17, Dale Koehler, Wisconsin, vs. Loyola (Ill.), Dec. 6, 1975; Dennis Hopson, Ohio State, vs. Wisconsin, Feb. 12, 1987
 For Big Ten Game—17, Dennis Hopson, Ohio State, vs. Wisconsin, Feb. 12, 1987
 Free Throws Attempted—23, Dale Koehler of Wisconsin, vs. Loyola (Ill.), Dec. 6, 1975 (made 17)
 For Big Ten Game—22, Dennis Hopson, Ohio State, vs. Wisconsin, Feb. 12, 1987 (made 17)
 Field Goal Percentage—1.000, Joe Chernelich, Wisconsin (8-8), vs. Loyola, Dec. 9, 1978

For Big Ten Game—.929, Quinn Buckner, Indiana (13-14), vs. Wisconsin, Jan. 20, 1975
 For Wisconsin in Big Ten Game—.923, Al Henry (12-13), vs. Minnesota, Jan. 13, 1970

Free Throw Percentage—1.000, Tim Locum, Wisconsin (12-12), vs. Marquette, Feb. 19, 1990; Rick Olson, Wisconsin (14-14), vs. Purdue, Feb. 13, 1986; Rod Ripley, Wisconsin (12-12), vs. Marquette, Nov. 30, 1985; Stew Robinson, Indiana (10-10), vs. Wisconsin, Feb. 4, 1984; Scott Skiles, Michigan State (11-11), vs. Wisconsin, Jan. 12, 1984; Scott Roth, Wisconsin (12-12), vs. Washington State, Dec. 1, 1984; Claude Gregory, Wisconsin (10-10), vs. Northwestern, Jan. 11, 1979; Clarence Sherrod, Wisconsin (12-12), vs. Ohio State, Feb. 24, 1970;

All-Time Single Game UW Fieldhouse Attendance Records

Date	Score	Attendance
Mar. 22, 1941	Wisconsin 36, Pittsburgh 30	14,000
Mar. 7, 1942	Wisconsin 62, Iowa 45	14,000
Jan. 11, 1943	Illinois 52, Wisconsin 40	14,000
Feb. 13, 1943	Indiana 51, Wisconsin 44	14,000
Feb. 19, 1944	Purdue 52, Wisconsin 50	14,000
Feb. 16, 1946	Iowa 44, Wisconsin 39	14,000
Feb. 22, 1947	Ohio State 57, Wisconsin 56	13,800
Mar. 1, 1941	Wisconsin 42, Minnesota 32	13,750
Feb. 15, 1941	Wisconsin 46, Illinois 30	13,600



The UW Sports Information Staff



Steve Malchow begins his first year as sports information director for revenue sports at Wisconsin. The 29-year old Malchow is in charge of publicity for Badger football, men's basketball and hockey.

Malchow worked four years as an undergraduate intern and one year as a graduate assistant before joining the lowa sports information staff in a full-time capacity in 1984. At lowa, Malchow worked closely with the football, basketball, wrestling and baseball programs. He has worked at the 1982 and 1986 Rose Bowls, NCAA basketball tournaments and NCAA wrestling championships.

A 1983 graduate of lowa, Malchow earned degrees in marketing, journalism and mass communication and management information systems.

He is a member of the College Sports Information Director's of America (CoSIDA) and national writing organizations for football, basketball and baseball. He has won over 30 publications awards from CoSIDA including the nation's best football guide and runner-up basketball guide in 1985. He has served on the publications contest, computer and publication awards committees for CoSIDA.

He is single and resides in Madison.



Gregg Elkin begins his first year at Wisconsin as an assistant sports information director. Elkin, handles the publicity of the Badger basketball team as well as editing the football and basketball game programs. He is in charge of the stat crew at football and basketball games as well.

A native of St. Charles, Ill., Elkin comes to Wisconsin from UNLV, where he handled the publicity for the Rebel football, basketball and baseball teams.

A 1988 graduate of Arizona State with a B.A. degree in journalism, Elkin worked for the Phoenix Suns and the USA Today during his days in Tempe. Prior to that, he was the public relations director of the Triple-A Buffalo Bisons.

Upon graduation of high school, Elkin attended lowa where he worked for three and a half years in the Hawkeye sports information office as a student assistant.

The 25-year old Elkin is a member of the College Sports Information Directors of America (CoSIDA) and national writing organizations for football, basketball and baseball.

He is single and resides in Madison.



Julie Kluge begins her first year with the Wisconsin Sports Information staff as an assistant, and her seventh year overall with the University of Wisconsin Athletic Department in 1990-91.

A May 1988 graduate of the University of Wisconsin with Bachelor of Science degrees in Zoology and Secondary Education, Kluge has served as a student assistant and a graduate intern with the men's sports information office since 1984, working extensively with the Badger hockey team and also with the Badger football and basketball teams. She has helped in the production of media guides for those sports and is the editor of the 1990-91 Wisconsin Hockey Media Guide.

Last year, she was publicity director for the Western Collegiate Hockey Association. In that role, she acted as the liaison between the league office and the eight member institutions.

Born January 24, 1964, Kluge is single and resides in Madison.

Broadcast Coverage

Broadcast Coverage Home and Away

Beginning with the 1989-90 season, exclusive coverage of Wisconsin basketball games is being provided by WTMJ RADIO (620 AM) in Milwaukee. WTMJ awarded the exclusive rights in Madison to WTSO RADIO (1070 AM). WTSO Sports Director Matt Lepay calls the play-by-play while veteran analyst Ron Blomberg handles the color commentary. WTMJ provides an exclusive, statewide network of over 20 radio stations for all Badger Games.

Wisconsin is also part of the expanded Big Ten Conference television package through Raycom. As one of the elite basketball conferences in the country, the Big Ten will have appearances on ABC, CBS, NBC and ESPN.

The Steve Yoder TV Show

"The Steve Yoder Show" begins its first season with station WMTV in Madison. Head Coach Steve Yoder and WMTV Sports Director Mike Heller will keep a statewide audience up-to-date during the 1990-91 season with Badger basketball happenings. The 30-minute program will feature insights, interviews, highlights and viewer questions. The program will be telecast live in most markets on Sundays.

The Steve Yoder Radio Show

Head Coach Steve Yoder joins WTSO-AM sports director Matt Lepay for the "The Steve Yoder Show" on the Badgers' radio network. The 60-minute show airs weekly during the 1990-91 season. On the show, Coach Yoder will discuss the Badgers' season and take calls from the audience.

The schedule is subject to change. Check local listings for the times in your area.

Media Information

MEDIA CREDENTIALS

All requests for credentials must be placed with the Wisconsin Sports Information Office in writing, at least one week in advance. Upon receipt of applications, appropriate credentials are either mailed or available at the Sports Information Office or the Press Will Call Window (Gate B of the Fieldhouse).

PRESS ROW

Wisconsin's working facilities for the media are located on the west side of the Fieldhouse. Half-time and final statistics will be furnished to each working location.

RADIO

Each visiting radio station admitted for broadcast should contact the Sports Information Office at least one week prior to the game they wish to cover. Each radio station will be issued three tickets, which will be mailed upon receipt of necessary fees and signed contract. If tickets are not mailed, they may be picked up at the Sports Information Office, or on game day at the Press Will Call Window. Radio facilities are located in the second balcony of the west side of the Fieldhouse.

PHOTOGRAPHERS

Floor photo passes are limited to daily newspaper, wire service and television photographers. Photographers may work from either baseline.

PARKING

A limited number of parking passes for Lots 18 and 19 (adjacent to the Fieldhouse) are available to working media only. They will be issued on a first-come, first-serve basis. Contact the Sports Information Office for information.

PLAYER INTERVIEWS

Wisconsin players will be available following all home games in the Fieldhouse's Reinke Room. Give the names of the players you wish to interview to Steve Malchow or Gregg Elkin.

During the week, players will be available for interviews following practice. Practice begins at 1:30 p.m. daily and finishes at approximately 4:00 p.m. Please contact the Sports Information Office by noon to set up player interviews at (608) 262-1811.

Requests for collect-call phone interviews may be made with Steve Malchow or Gregg Elkin at the Sports Information Office.

COACHES INTERVIEWS

Head Coach Steve Yoder will meet with media representatives following each game in the Fieldhouse's Reinke Room, after a 10-minute cooling off period.

The best time to reach Yoder during the week is from 9:00 a.m. to noon. Call basketball secretary Sandy Gills at (608) 262-4597 to set up an interview.

Yoder will be available for interviews following practice from approximately 4:00 to 4:30 p.m. near the Fieldhouse's Reinke Room. Out of town media should arrange interviews ahead of time through the Sports Information Office at (608) 262-1811.

Media Outlets

Print Media

Badger Herald, 638 State Street, Madison, WI 53703, 608-257-4712, Sports Editor

Capital Times, P.O. Box 8060, Madison, WI 53708, 608-252-6474, Joe Hart, Sports Editor; Dennis Punzel, beat writer

Daily Cardinal, Vilas Hall, Univ. of Wisconsin, Madison, WI 53706, 608-262-5857, Sports Editor

Milwaukee Journal, 333 West State Street, Milwaukee, WI 53201, 414-224-2306, Chuck Salituro, Sports Editor

Milwaukee Journal, 23 N. Pinckney Street, Madison, WI 53703, 608-256-2553, Dennis Chaptman, beat writer

Milwaukee Sentinel, 918 North 4th Street, Milwaukee, WI 53201, Michael Hunt, beat writer

Wisconsin State Journal, P.O. Box 8058, Madison, WI 53708, 608-252-6168, Bill Brophy, Sports Editor; Vic Feuerherd, beat writer

Wire Services

Associated Press, 1901 Fish Hatchery Road Madison, WI 53713, 608-252-6297, Art Srb

United Press International, 110 E. Main Street, Room 216, Madison, WI 53703, 608-255-6779, Joanne Haas

Radio

WTSO-AM, P.O. Box 8030, Madison, WI 53701, 608-274-1070, Matt Lepay, Sports Director

WIBA-AM, P.O. Box 99, Madison, WI 53701, 608-274-5450, Nick Anderson, Sports

WTDY-AM, P.O. Box 2058, Madison, WI 53701, 608-271-1301, Tim Morrissey, Sports

Television

WISC-TV (3), 7025 Raymond Road, Madison, WI 53711, 608-271-5981, Van Stoutt, Sports Director

WMTV (15), 615 Forward Drive, Madison, WI 53711, 608-274-1500, Mike Heller, Sports Director

WHA (21), 821 University Avenue, Madison, WI 53706, 608-263-2121, Jim Santulli

WKOW (27), P.O. Box 100, Madison, WI 53701, 608-274-6118, Jay Wilson, Sports Director

WMSN (47), 4847 Big Sky Drive, Madison, WI 53719, 608-833-0047, Stu Hopfensperger, Sports Director

OPONENT PUBLICISTS

BUTLER—Jim McGrath, Sports Information Office, Butler University, 4600 Sunset Avenue, Indianapolis, IN, 46208 **(317) 283-9375**

ILLINOIS—Mike Pearson, Sports Information Office, University of Illinois, 115 Assembly Hall, 1800 S. First Street, Champaign, IL 61820, **(217) 333-1390**

INDIANA—Kit Klingelhoffer, Sports Information Office, Indiana University, 17th Street at Fee Lane, Bloomington, IN 47405, **(812) 855-2421**

IOWA—George Wine, Sports Information Office, University of Iowa, 205 Carver-Hawkeye Arena, Iowa City, IA 52242, **(319) 335-9411**

MICHIGAN—Bruce Madej, Sports Information Office, University of Michigan, 1000 S. State Street, Ann Arbor, MI 48109-2201, **(313) 763-1381**

MICHIGAN STATE—Ken Hoffman, Sports Information Office, Michigan State University, 116 Linton Hall, East Lansing, MI 48824-1044, **(517) 355-2271**

MINNESOTA—Bob Peterson, Sports Information Office, University of Minnesota, 208 Bierman Athletic Building, 516 15th Ave SE, Minneapolis, MN, 55455-101, **(612) 625-4090**

MARQUETTE—Mark Johnson, Sports Information Office, Marquette University, 1212 W. Wisconsin Avenue, Milwaukee, WI 53233, **(414) 224-7447**

NEBRASKA—Don Bryant, Sports Information Office, University of Nebraska, 116 S. Stadium, Lincoln, NE 68588-0123 **(402) 472-5959**

NORTHWESTERN—Tim Clodjeaux, Sports Information Office, Northwestern University, 1501 Central Street, Evanston, IL 60201-1699 **(708) 491-7503**

OHIO STATE—Steve Snapp, Sports Information Office, Ohio State University, Room 124-St. John Arena, 410 Woody Hayes Drive, Columbus, OH 43210-1166 **(614) 292-6861**

OREGON—Steve Hellyer, Sports Information Office, University of Oregon, McArthur Court, 1601 University Avenue, Eugene, OR, 97403, **(503) 686-5488**

PORTLAND—Steve Walker, Sports Information Office, University of Portland, 5000 N. Willamette Blvd., Portland, OR 97203-5798 **(503) 283-7117**

PURDUE—Jim Vrugink, Sports Information Office, Purdue University, Room 10-Mackey Arena, West Lafayette, IN 47907, **(317) 494-3200**


SAN FRANCISCO STATE—Troy Hanson, Sports Information Office, San Francisco State University, 1600 Holloway Avenue, San Francisco, CA 94132 **(415) 338-1579**

SOUTHERN INDIANA—Ray Simmons, Sports Information Office, Southern Indiana University, 8600 University Blvd., Evansville, IN 47712, **(812) 465-1622**

SOUTHERN METHODIST—Ed Wisneski, Sports Information Office, Southern Methodist University, 6024 Airline Rd., P.O. Box 216, Dallas, TX 75272 **(214) 692-2883**

TENNESSEE TECH—Rob Schabert, Sports Information Office, Tennessee Tech University, P.O. Box 5057, Cookeville, TN 38505, **(615) 372-3088**

TEXAS-ARLINGTON—Jim Patterson, Sports Information Office, University of Texas-Arlington, Box 19079, Arlington, TX 76019, **(817) 273-2239**

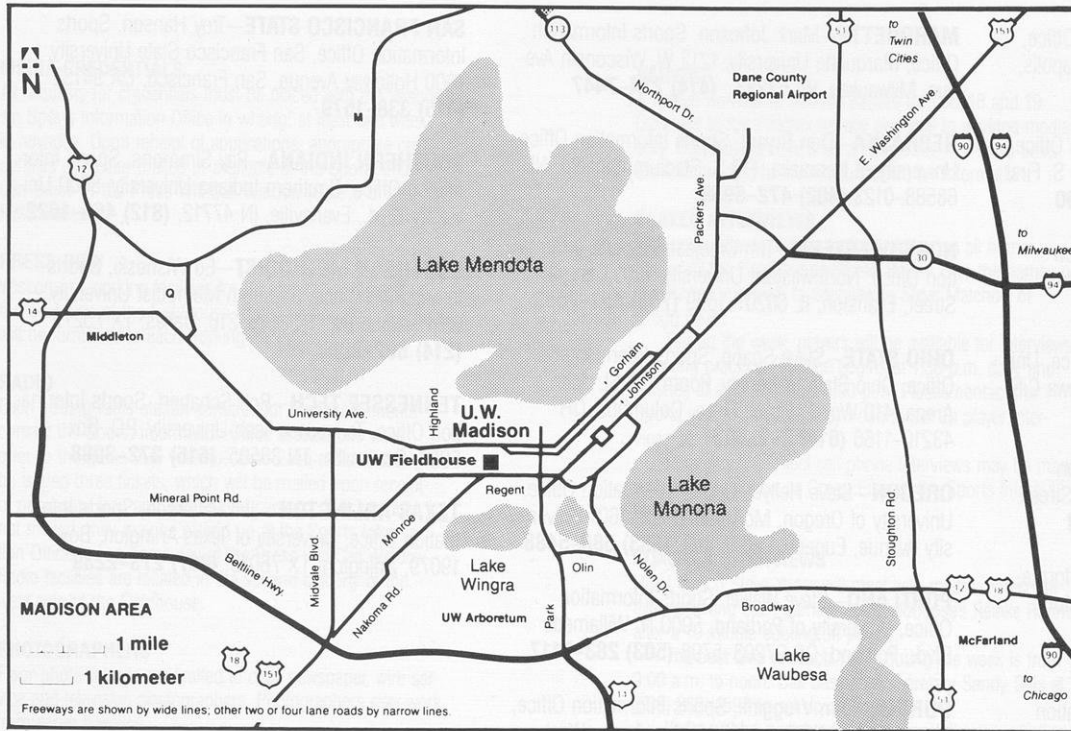


Tim Locum



Patrick Tompkins

TRAVELING TO THE FIELDHOUSE



UW ATHLETIC STAFF DIRECTORY

Name and Position

Aberman, Rick—Psychologist
 Alvarez, Barry—Head Football Coach
 Anacker, Harold—Equipment
 Anderson, Dave—Asst Football Coach
 Angle, Denny—Maintenance
 Bakken, Jim—Assoc. AD/External Affairs
 Bennett, Mary Lou—Ticket Office
 Bennett, Scott—M Asst Track Coach
 Bruhn, Chuck—Maintenance
 Bryson, Terry—W Head Gymnastics Coach
 Burhop, Nancy—W Athletics
 Butkie, Steve—Asst Wrestling Coach
 Callahan, Bill—Asst Football Coach
 Carlson, Jean—Football Secretary
 Chadima, John—Admin Asst/Football
 Christenson, Sonja—Administration
 Clary, Roland—Equipment
 Cosgrove, Kevin—Asst Football Coach
 Damman, Oscar—Administration
 Darda, Jerry—M/W Head Diving Coach
 Dettman, John—Asst Strength Coach
 Duerst, Dean—W Asst Soccer Coach
 Dutelle, Mike—M Asst Gymnastics Coach
 Ebner, Tim—Football GA
 Eifert, Nancy—Varsity Sports
 Ela, Sue—W Crew Coach
 Elkin, Gregg—M Sports Information Asst
 Erbrect, Jeff—Maintenance
 Etter, Greg—Football GA
 Feller, Mona—Administration
 Ferguson, Kelly—W Tennis Coach
 Fischer, Verma—Mail Room
 Fish, Alan—Finance Officer/Administration
 Fishbain, Jerry—Football Administration
 Flarup, Tamara—Sports Info Director/Varsity Sports
 Freitag, Donna—W Asst Basketball Coach
 Freye, Sandy—Football Secretary
 Fritsch, Carol—Administration
 Fuchs, Darryl—Asst Baseball Coach
 Gehn, Dan—Asst. Crew
 Gillis, Sandy—M Basketball Secretary
 Gomom, Sid—Maintenance
 Green, Mike—Administration
 Grenie, Mike—Administration
 Hackett, Robert—Track GA
 Hawbecker, Stephanie—W Asst Volleyball
 Helwig, Dennis—Training Staff Coordinator
 Helwig, Jan—Athletic Trainer
 Holmquist, Tamara—Administration/Business

Office Telephone

262-3630
 262-1861
 262-3633
 262-6908
 262-3631
 262-0119
 262-3589
 262-4398
 262-3631
 263-6255
 263-5580
 262-3586
 262-6917
 262-1861
 262-9882
 262-5068
 262-3633
 262-6913
 262-3300
 262-4958
 262-3904
 263-5493
 262-6370
 262-8979
 262-1911
 263-6698
 262-1811
 262-3631
 262-8993
 262-8009
 263-6304
 262-8838
 262-3157
 262-8232
 263-5502
 262-8247
 262-1861
 262-0099
 262-7234
 262-1105
 262-4597
 262-3631
 262-7974
 262-1881
 262-4398
 262-4488
 262-3630
 262-3630
 262-0354

Name and Position

Hirsch, Elroy—Administration
 Howard, Bill—Asst Hockey Coach
 Ianello, Rob—Football/On-Campus Recruiting
 Irvin, Ski—Football Secretary
 Irwin, Laurie—W Administration
 Jablonic, Randy—M Head Crew Coach
 Jacobson, Pat—Student Affairs
 Jacques, Russ—Asst Football Coach
 Jette, Paul—Asst Football Coach
 Jobelius, Gail—Administration
 Johansson, Carl—W Head Swimming Coach
 Johnson, Dudley—Maintenance
 Johnson, Mike—Athletic Trainer
 Johnson, Peter—Asst Hockey Coach
 Kalsen, Florence—Administration
 Kemp, Mike—Asst Hockey Coach
 Kleven, Duane—Asst AD/M Varsity Sports
 Klingelhoets, Pat—M Head Tennis Coach
 Kluge, Julie—M Sports Info Asst.
 Kolpin, Connie—Ticket Office
 Kowal, Mandi—W Asst Crew Coach
 Krelkow, Nancy—M Varsity Sports Secretary
 Kruchoski, Steve—Maintenance
 Kunz, Anne—W Athletics
 Kuckkahn, Todd—Foundation
 Kuckkahn, Wayne—Ticket Manager
 Land, Steve—Head Baseball Coach
 Launder, Jim—M Head Soccer Coach
 Losby, Bill—Equipment
 Lowe, Steve—W Head Volleyball Coach
 Lund, Lou Ann—Grant-in-Aid Office
 Malchow, Steve—Sports Info Director/Revenue Sports
 Malnoy, Rob—Administration/Business
 Manke, Ruth—Ticket Office
 Marra, Cheryl—Assoc AD/Women's Sports
 Martin, Paula—M Sports Information Asst
 Marvin, Kip—Administration
 Maturi, Joel—Assoc AD/Administration
 McCallum, Ray—W Head Basketball Coach
 McCarney, Dan—Asst Football Coach
 Melvin, Mary—Ticket Office
 Myrland, Steve—Asst Strength Coach
 Murawski, Terry—Exec Dir/National W Club
 Murphy, Mary—W Head Basketball Coach
 Murphy, Peg—Ticket Office
 Nelson, Charlene—Football Secretary
 Nelson, Scott—M Asst Track Coach
 Nordstrom, Diane—Sports Info Asst.
 Nuttycombe, Ed—M Head Track & Field Coach

Office Telephone

262-1866
 262-3932
 262-6918
 262-1861
 262-6703
 262-4954
 263-7894
 262-7442
 262-6906
 262-7235
 263-5743
 263-3631
 262-3630
 262-3932
 262-8050
 262-4512
 262-1911
 262-0997
 262-8216
 262-1443
 262-6421
 262-4530
 262-3631
 263-5580
 262-5386
 262-1600
 262-7869
 262-7749
 262-5100
 263-5670
 262-4985
 262-4430
 262-0147
 262-6017
 263-8880
 262-1811
 262-0120
 262-0099
 262-4598
 262-9412
 262-3126
 262-9535
 262-7717
 263-5506
 262-1443
 262-1861
 262-4398
 262-9416
 262-4397

Name and Position

Olson, Nancy—Hockey Secretary
 Pearson, Barb—Athletic Trainer
 Peckham, Mike—W Asst Basketball Coach
 Pettinger, Jack—M Head Swimming Coach
 Pflughoeft, Mark—M Head Gymnastics Coach
 Radz, Jerzy—M/W Fencing Coach
 Ragsdale, Jean—W Asst Golf Coach
 Raridon, Scott—Head Hockey Coach
 Reddan, Bill—M Asst Soccer Coach
 Rein, Andy—Head Wrestling Coach
 Richter, Pat—Athletic Director
 Roberts, Jim—Football Equipment/Video
 Robinson, Maureen—Bucky's Lockerroom
 Runde, Marianne—W Sports Information Asst
 Russo, Mario—Administration
 Ryan, Greg—W Head Soccer Coach
 Sabo, Scott—Asst Baseball Coach
 Sauer, Jeff—Head Hockey Coach
 Schrade, Carl—M Asst Gymnastics Coach
 Schramm, Chuck—M Asst Basketball Coach
 Schuster, Mary—Ticket Office
 Schuster, Roger—Fieldhouse
 Seeliger, Scott—Asst Football Coach
 Sell, David—Administration
 Smith, Martin—M Head Cross Country Coach
 Stelplugh, Jane—M Asst Golf Coach
 Stoddard, Gordon—Athletic Trainer
 Stoddard, Vernie—Mendota Gridiron Club
 Strause, Janey—W Asst Tennis Coach
 Swenson, John—Athletic Fund Raiser
 Tallard, Sue—W Asst Track Coach
 Tegen, Peter—W Head Track & Field Coach
 Thompson, Jeff—W Asst Gymnastics Coach
 Tiziani, Dennis—M/W Head Golf Coach
 Unger, Mike—M Asst Swimming Coach
 Van Alstine, Tim—Asst. Ticket Manager
 Van Dover, Shelley—Athletic Trainer
 Weaver-Klees, Mary—Student Affairs Office
 Wheaton, Jan—Assoc AD/Student Affairs
 Williams, Darcy—Ticket Office
 Williams, Jon—M Asst Basketball Coach
 Wimbish, Yulonda—W Asst Basketball Coach
 Winters, Paul—Asst Football Coach
 Winterstein, Andy—Athletic Trainer
 Winterstein, Barb—Student Affairs Office
 Wyatt, Bernie—Football/Recruiting Coordin
 Yoder, Steve—M Head Basketball Coach
 Zussman, Alan—Student Personnel

Office Telephone

262-3932
 262-3632
 263-4225
 262-5782
 262-6370
 263-4482
 262-5728
 263-3800
 262-7749
 262-4392
 262-5068
 262-5100
 262-7258
 263-5500
 262-6903
 263-5492
 262-7869
 262-3932
 262-6370
 262-5842
 262-6552
 262-3352
 262-4312
 262-1866
 262-5729
 249-1000
 262-3632
 262-7202
 263-6302
 263-0852
 263-4872
 263-5102
 262-7232
 249-1000
 262-5782
 262-1600
 262-3632
 262-3617
 262-1782
 262-1452
 262-4552
 262-8247
 262-6912
 262-3632
 262-1782
 262-5582
 262-4592
 262-0749



**1990-91
WISCONSIN BADGERS**

SCHEDULE

Day	Date	Opponent	Time
THURSDAY	NOV. 8	UKRAINE NATIONAL TEAM (exhibition)	7:05 p.m.
SUNDAY	NOV. 18	MARATHON OIL (exhibition)	4:05 p.m.
Saturday	Nov. 24	at Oregon	9:35 p.m.
THURSDAY	NOV. 29	SAN FRANCISCO STATE	7:05 p.m.
Saturday	Dec. 1	at Southern Methodist	7:30 p.m.
Tuesday	Dec. 4	at Marquette	7:30 p.m.
SATURDAY	DEC. 8	SOUTHERN INDIANA	3:05 p.m.
TUESDAY	DEC. 11	NEBRASKA	7:05 p.m.
Saturday	Dec. 15	at Butler	1:00 p.m.
SATURDAY	DEC. 22	TEXAS-ARLINGTON	3:05 p.m.
MONDAY	DEC. 31	TENNESSEE TECH	7:05 p.m.
SATURDAY	JAN. 5	PORTLAND	3:05 p.m.
MONDAY	JAN. 7	‡ MINNESOTA (TV)	8:30 p.m.
Thursday	Jan. 10	at Michigan State	6:05 p.m.
Saturday	Jan. 12	at Ohio State	6:05 p.m.
THURSDAY	JAN. 17	‡ IOWA (TV)	6:30 p.m.
SATURDAY	JAN. 19	† MICHIGAN (TV)	2:05 p.m.
Thursday	Jan. 24	‡ at Northwestern (TV)	8:30 p.m.
SATURDAY	JAN. 26	* PURDUE (TV)	4:05 p.m.
Wednesday	Jan. 30	* at Indiana (TV)	6:05 p.m.
Saturday	Feb. 2	† at Illinois (TV)	12:00 p.m.
SATURDAY	FEB. 9	† MICHIGAN STATE (TV)	12:00 p.m.
THURSDAY	FEB. 14	* OHIO STATE (TV)	7:05 p.m.
Saturday	Feb. 16	* at Iowa (TV)	7:05 p.m.
Thursday	Feb. 21	* at Michigan (TV)	6:00 p.m.
SUNDAY	FEB. 24	* NORTHWESTERN (TV)	1:05 p.m.
Thursday	Feb. 28	* at Purdue (TV)	6:05 p.m.
SATURDAY	MARCH 2	† INDIANA (TV)	12:00 p.m.
WEDNESDAY	MARCH 6	* ILLINOIS (TV)	7:05 p.m.
Saturday	March 9	at Minnesota	TBA


All Times Central Standard Time

* Big Ten-Raycom TV Broadcast

† Big Ten-Raycom Regional TV Broadcast

‡ ESPN TV Broadcast

HOME GAMES IN ALL CAPS



HEAD COACH STEVE YODER



JOHN ELLENSON